**Formula Winter Series**
WINTER SERIES - BARCELONA

Race 3

Sector Analysis

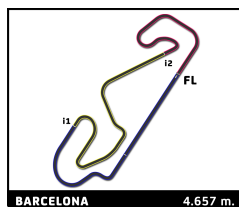
_ Invalidated Lap

■ Personal Best

■ Session Best

■ Crossing the pit lane

Lap	Time	Sector 1	Sector 2	Sector 3	T.Spd	Elapsed	Lap	Time	Sector 1	Sector 2	Sector 3	T.Spd	Elapsed
3	Griffin PEEBLES					ESP	7	1:55.376 B	31.316	44.102	39.958	229.4	16:18.335
	MP Motorsport					Tatuus F4 T-421	8	3:12.179	1:11.895	1:03.649	56.635	167.0	19:30.514
1	1:48.872	35.967	42.351	30.554		1:48.872	9	2:46.660	59.180	1:07.049	40.431	130.8	22:17.174
2	1:43.349	31.138	41.947	30.264	227.9	3:32.221	10	2:02.571	31.619	57.649	33.303	235.8	24:19.745
3	1:50.946	30.968	45.632	34.346	227.4	5:23.167	11	2:36.362	45.856	1:09.619	40.887	190.4	26:56.107
4	3:02.078	54.749	1:13.317	54.012	190.4	8:25.245	12	1:47.039	31.685	43.552	31.802	234.8	28:43.146
5	3:15.387	1:06.358	1:15.291	53.738	107.5	11:40.632	13	1:44.900	31.228	42.795	30.877	233.3	30:28.046
6	2:40.132	54.297	56.212	49.623	112.9	14:20.764							
7	1:47.275	31.290	42.092	33.893	225.6	16:08.039	9	René LAMMERS					NLD
8	3:00.404	44.386	1:19.148	56.870	184.9	19:08.443		MP Motorsport					Tatuus F4 T-421
9	2:59.371	58.575	1:07.416	53.380	111.5	22:07.814	1	2:01.808	47.329	43.266	31.213		2:01.808
10	1:51.239	31.236	46.992	33.011	227.4	23:59.053	2	1:47.596	31.158	45.203	31.235	232.8	3:49.404
11	2:49.690	50.896	1:09.489	49.305	191.7	26:48.743	3	1:54.871	31.485	50.251	33.135	234.3	5:44.275
12	1:43.224	31.121	41.909	30.194	227.4	28:31.967	4	3:02.249	53.997	1:13.379	54.873	173.1	8:46.524
13	1:42.992	30.915	41.831	30.246	228.4	30:14.959	5	3:14.369	1:05.863	1:13.479	55.027	76.0	12:00.893
							6	2:28.475	54.507	55.484	38.484	118.3	14:29.368
5	Lorenzo CASTILLO					MEX	7	1:56.223	31.398	43.350	41.475	235.3	16:25.591
	Tecnicar					Tatuus F4 T-421	8	2:57.970	43.153	1:18.938	55.879	155.1	19:23.561
1	2:18.483	1:01.602	44.830	32.051		2:18.483	9	2:51.730	59.183	1:08.868	43.679	139.0	22:15.291
2	1:46.643	32.166	43.437	31.040	225.6	4:05.126	10	1:59.124	31.853	55.162	32.109	235.3	24:14.415
3	1:48.474	32.053	43.731	32.690	226.0	5:53.600	11	2:39.926	47.172	1:09.818	42.936	174.5	26:54.341
4	2:57.239	49.590	1:13.008	54.641	197.7	8:50.839	12	1:48.709	31.542	45.158	32.009	234.3	28:43.050
5	3:14.321	1:06.316	1:12.877	55.128	92.1	12:05.160	13	1:44.772	31.056	42.854	30.862	233.8	30:27.822
6	2:26.421	55.370	54.968	36.083	121.9	14:31.581							
7	1:59.111	32.652	43.793	42.666	230.8	16:30.692	10	Matheus FERREIRA					BRA
8	2:58.600	43.474	1:19.139	55.987	156.0	19:29.292		US Racing					Tatuus F4 T-421
9	2:47.768	59.687	1:06.930	41.151	136.2	22:17.060	1	1:53.003	37.680	43.920	31.403		1:53.003
10	2:05.186	32.588	58.749	33.849	229.9	24:22.246	2	1:43.957	31.127	42.409	30.421	234.8	3:36.960
11	2:34.877	45.293	1:09.379	40.205	187.8	26:57.123	3	1:49.988	30.818	45.853	33.317	234.8	5:26.948
12	1:47.279	31.911	43.739	31.629	230.8	28:44.402	4	3:00.893	54.432	1:13.369	53.092	153.6	8:27.841
13	1:46.931	32.239	43.310	31.382	234.8	30:31.333	5	3:15.419	1:06.553	1:15.403	53.463	102.8	11:43.260
							6	2:39.021	55.282	56.280	47.459	107.0	14:22.281
7	Maciej GLADYSZ					POL							
	MP Motorsport					Tatuus F4 T-421	11	Enzo TARNVANICHKUL					THA
1	1:56.654	39.801	44.787	32.066		1:56.654		Campos Racing					Tatuus F4 T-421
2	1:46.465	31.760	43.479	31.226	237.4	3:43.119	1	1:55.724	39.271	44.459	31.994		1:55.724
3	1:54.109	31.208	50.007	32.894	235.8	5:37.228	2	1:46.846	31.190	44.310	31.346	237.4	3:42.570
4	3:00.540	54.244	1:12.737	53.559	185.8	8:37.768	3	1:52.129	31.281	48.399	32.449	234.8	5:34.699
5	3:16.113	1:07.602	1:15.016	53.495	102.3	11:53.881	4	3:01.358	55.471	1:13.046	52.841	154.7	8:36.057
6	2:32.935	54.815	56.016	42.104	103.1	14:26.816	5	3:16.176	1:08.134	1:14.602	53.440	98.8	11:52.233
7	1:54.119	31.775	43.573	38.771	236.3	16:20.935	6	2:33.972	55.083	56.148	42.741	84.9	14:26.205
8	2:58.504	43.165	1:19.393	55.946	178.2	19:19.439	7	1:51.675	31.435	43.025	37.215	236.3	16:17.880
9	2:54.221	58.683	1:08.460	47.078	106.1	22:13.660	8	2:58.637	42.790	1:20.331	55.516	145.0	19:16.517
10	1:54.988	31.745	49.776	33.467	236.9	24:08.648	9	2:56.012	58.821	1:08.220	48.971	115.0	22:12.529
11	2:44.105	48.746	1:09.855	45.504	166.7	26:52.753	10	1:53.564	31.445	48.884	33.235	238.9	24:06.093
12	1:46.468	31.617	43.422	31.429	234.8	28:39.221	11	2:45.870	49.548	1:09.366	46.956	183.0	26:51.963
13	1:44.723	31.290	42.562	30.871	234.3	30:23.944	12	1:46.623	31.323	43.759	31.541	237.4	28:38.586
							13	1:44.728	31.207	42.903	30.618	234.3	30:23.314
8	Jan PRZYROWSKY					POL							
	Campos Racing					Tatuus F4 T-421	12	Gianmarco PRADEL					AUS
1	1:53.647	38.163	44.079	31.405		1:53.647		US Racing					Tatuus F4 T-421
2	1:45.057	31.821	42.391	30.845	235.8	3:38.704	1	1:51.607	37.190	43.503	30.914		1:51.607
3	1:50.394	30.941	46.010	33.443	234.3	5:29.098	2	1:44.212	31.142	42.499	30.571	234.8	3:35.819
4	3:01.391	55.109	1:12.806	53.476	175.1	8:30.489	3	1:49.054	31.030	44.194	33.830	235.8	5:24.873
5	3:15.342	1:06.549	1:15.360	53.433	103.1	11:45.831	4	3:02.003	54.651	1:13.375	53.977	181.2	8:26.876
6	2:37.128	55.438	56.581	45.109	119.6	14:22.959	5	3:15.130	1:06.107	1:15.732	53.291	100.9	11:42.006
							6	2:39.832	54.540	56.969	48.323	107.4	14:21.838



Formula Winter Series

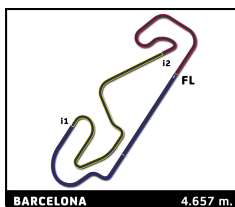
WINTER SERIES - BARCELONA

Race 3

Sector Analysis

— Invalidated Lap ■ Personal Best ■ Session Best B Crossing the pit lane

Lap	Time	Sector 1	Sector 2	Sector 3	T.Sp	Elapsed	Lap	Time	Sector 1	Sector 2	Sector 3	T.Sp	Elapsed	
7	1:49.435	32.019	42.793	34.623	235.8	16:11.273	21 Lucas FLUXÁ ESP						F4MP Motorsport Tatuus F4 T-421	
8	2:59.395	43.325	1:19.273	56.797	195.9	19:10.668	1	1:55.353	38.337	44.610	32.406		1:55.353	
9	2:58.572	58.520	1:08.219	51.833	113.6	22:09.240	2	<u>1:46.087</u>	31.538	43.629	<u>30.920</u>	230.8	3:41.440	
10	1:51.284	31.185	47.051	33.048	234.3	24:00.524	3	1:50.997	31.060	47.253	32.684	234.8	5:32.437	
11	2:49.497	50.607	1:09.746	49.144	193.8	26:50.021	4	3:01.685	55.607	1:12.876	53.202	159.4	8:34.122	
12	1:44.432	31.198	42.850	<u>30.384</u>	235.8	28:34.453	5	3:15.811	1:08.033	1:14.707	53.071	96.3	11:49.933	
13	<u>1:43.753</u>	31.068	<u>42.258</u>	30.427	232.3	30:18.206	6	2:35.589	54.780	56.675	44.134	103.1	14:25.522	
14 Wiktor DOBRZANSKI POL							22 Nathanael BERREBY CHE							
Tecnicar Tatuus F4 T-421							Maffi Racing Tatuus F4 T-421							
1	1:59.992	41.842	45.276	32.874		1:59.992	1	1:59.813	42.171	45.049	32.593		1:59.813	
2	<u>1:49.882</u>	31.654	46.420	<u>31.808</u>	232.3	3:49.874	2	1:50.821	<u>32.148</u>	46.548	32.125	229.9	3:50.634	
3	1:55.423	<u>31.646</u>	50.666	33.111	234.3	5:45.297	3	1:55.760	32.429	50.627	32.704	228.9	5:46.394	
4	3:01.657	53.617	1:13.378	54.662	177.9	8:46.954	4	3:01.911	53.918	1:13.610	54.383	151.8	8:48.305	
5	3:14.485	1:05.961	1:13.890	54.634	78.2	12:01.439	5	3:14.910	1:07.010	1:12.847	55.053	88.2	12:03.215	
6	<u>2:28.516</u>	54.525	55.704	<u>38.287</u>	120.0	14:29.955	6	2:27.755	55.267	54.806	37.682	116.8	14:30.970	
7	<u>1:58.170</u>	<u>32.371</u>	43.569	42.230	227.4	16:28.125	7	1:59.015	32.850	43.785	42.380	228.4	16:29.985	
8	2:58.053	42.666	1:19.205	56.182	164.0	19:26.178	8	2:58.311	43.187	1:19.163	55.961	156.2	19:28.296	
9	2:49.723	58.821	1:08.465	42.437	143.6	22:15.901	9	2:48.559	59.599	1:07.254	41.706	141.4	22:16.855	
10	2:02.692	32.596	57.096	33.000	236.9	24:18.593	10	2:06.174	33.548	58.640	33.986	231.3	24:23.029	
11	2:37.300	46.049	1:09.729	41.522	185.5	26:55.893	11	2:34.933	45.872	1:08.555	40.506	190.4	26:57.962	
12	<u>1:47.835</u>	31.751	44.174	<u>31.910</u>	232.3	28:43.728	12	1:48.368	32.592	43.697	32.079	229.9	28:46.330	
13	<u>1:46.703</u>	32.361	<u>43.214</u>	<u>31.128</u>	232.3	30:30.431	13	<u>1:47.611</u>	32.186	<u>43.650</u>	<u>31.775</u>	229.4	30:33.941	
18 Andrés CÁRDENAS PER							23 Preston LAMBERT USA							
Campos Racing Tatuus F4 T-421							Rodin Motorsport Tatuus F4 T-421							
1	1:51.135	36.698	43.493	30.944		1:51.135	1	2:02.368	47.003	43.346	32.019		2:02.368	
2	1:44.370	31.235	42.576	30.559	235.3	3:35.505	2	<u>1:48.464</u>	<u>31.359</u>	45.152	<u>31.953</u>	234.3	3:50.832	
3	1:48.928	30.872	43.992	34.064	234.8	5:24.433	3	1:55.099	31.922	50.074	33.103	233.8	5:45.931	
4	3:01.892	54.575	1:13.294	54.023	184.6	8:26.325	4	3:01.664	53.580	1:13.651	54.433	164.0	8:47.595	
5	3:15.116	1:06.228	1:15.434	53.454	102.2	11:41.441	5	3:14.742	1:06.176	1:13.677	54.889	83.1	12:02.337	
6	2:40.150	54.404	56.822	48.924	109.5	14:21.591	6	2:27.695	54.486	55.740	37.469	118.0	14:30.032	
7	1:46.760	31.179	42.197	33.384	235.3	16:08.351	7	1:56.925	31.880	43.411	41.634	232.8	16:26.957	
8	3:00.491	44.501	1:19.135	56.855	185.2	19:08.842	8	2:58.797	43.411	1:18.882	56.504	176.8	19:25.754	
9	2:59.473	58.673	1:07.427	53.373	113.5	22:08.315	9	2:49.920	58.758	1:08.384	42.778	137.4	22:15.674	
10	1:51.231	31.235	46.985	33.011	232.8	23:59.546	10	2:00.498	32.238	56.037	32.223	236.9	24:16.172	
11	<u>2:49.759</u>	50.796	1:09.546	<u>49.417</u>	195.9	26:49.305	11	<u>2:38.603</u>	46.791	1:09.613	<u>42.199</u>	198.4	26:54.775	
12	<u>1:43.616</u>	<u>31.161</u>	42.156	<u>30.299</u>	233.8	28:32.921	12	<u>1:48.602</u>	<u>31.784</u>	44.226	32.592	238.4	28:43.377	
13	<u>1:43.409</u>	<u>30.804</u>	<u>42.139</u>	30.466	230.8	30:16.330	13	<u>1:45.725</u>	31.639	<u>43.019</u>	<u>31.067</u>	238.9	30:29.102	
19 Kabir ANURAG SGP							24 Adam HIDEG HUN							
US Racing Tatuus F4 T-421							Jenzer Motorsport Tatuus F4 T-421							
1	1:52.215	36.880	43.714	31.621		1:52.215	1	1:53.389	37.487	44.387	31.515		1:53.389	
2	<u>1:44.288</u>	31.058	<u>42.598</u>	30.632	233.8	3:36.503	2	<u>1:44.977</u>	31.781	<u>42.463</u>	<u>30.733</u>	232.8	3:38.366	
3	1:50.185	<u>30.888</u>	45.859	33.438	234.3	5:26.688	3	1:50.197	<u>31.035</u>	45.610	33.552	232.3	5:28.563	
4	3:00.740	54.116	1:13.450	53.174	163.2	8:27.428	4	3:01.108	54.779	1:13.089	53.240	181.8	8:29.671	
5	3:15.443	1:06.371	1:15.459	53.613	103.1	11:42.871	5	3:15.509	1:06.665	1:15.416	53.428	105.5	11:45.180	
6	2:39.158	55.223	56.269	47.666	106.7	14:22.029	6	2:37.685	55.166	56.812	45.707	112.4	14:22.865	
7	<u>1:48.878</u>	31.517	<u>42.937</u>	34.424	237.4	16:10.907								
8	2:59.158	42.978	1:19.120	57.060	194.5	19:10.065								
9	2:59.084	58.646	1:07.991	52.447	114.6	22:09.149								
10	1:52.846	31.831	47.786	33.229	230.8	24:01.995								
11	2:48.531	49.884	1:09.723	48.924	181.5	26:50.526								
12	1:44.911	31.433	42.714	30.764	232.8	28:35.437								
13	1:44.331	31.085	42.640	<u>30.606</u>	236.9	30:19.768								



Formula Winter Series

WINTER SERIES - BARCELONA

Race 3

Sector Analysis

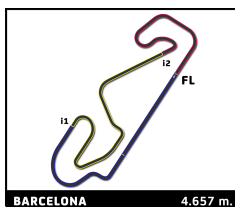
— Invalidated Lap

■ Personal Best

■ Session Best

■ Crossing the pit lane

Lap	Time	Sector 1	Sector 2	Sector 3	T.Spd	Elapsed	Lap	Time	Sector 1	Sector 2	Sector 3	T.Spd	Elapsed
7	1:49.722	31.792	43.285	34.645	230.8	16:12.587	4	3:00.442	54.211	1:12.781	53.450	172.8	8:37.088
8	2:59.628	43.529	1:19.568	56.531	190.4	19:12.215	5	3:16.195	1:07.817	1:14.989	53.389	95.2	11:53.283
25	Arthur DORISON						6	2:33.317	54.884	56.008	42.425	97.3	14:26.600
	Jenzer Motorsport					FRA	7	1:53.810	31.659	43.499	38.652	237.9	16:20.410
						Tatuus F4 T-421	8	2:58.657	43.193	1:19.302	56.162	164.7	19:19.067
1	1:55.518	38.471	44.750	32.297		1:55.518	9	2:54.304	58.639	1:08.455	47.210	102.2	22:13.371
2	1:46.349	31.811	43.422	31.116	235.3	3:41.867	10	1:54.887	31.681	49.590	33.616	240.5	24:08.258
3	1:51.831	31.032	47.719	33.080	234.3	5:33.698	11	2:44.200	48.680	1:09.859	45.661	168.3	26:52.458
4	3:01.145	54.988	1:13.145	53.012	169.6	8:34.843	12	1:46.593	31.768	43.055	31.770	239.5	28:39.051
5	3:16.184	1:07.901	1:14.880	53.403	95.1	11:51.027	13	1:45.207	31.824	42.620	30.763	232.8	30:24.258
6	2:34.777	55.362	55.546	43.869	99.8	14:25.804	33	Mikkel PEDERSEN					DNK
7	1:52.920	32.025	43.318	37.577	234.8	16:18.724		DriveX					Tatuus F4 T-421
8	2:58.980	42.762	1:20.052	56.166	149.3	19:17.704	1	1:58.749	41.234	45.146	32.369		1:58.749
9	2:55.266	58.422	1:08.238	48.606	107.6	22:12.970	2	1:49.735	32.227	46.275	31.233	242.7	3:48.484
26	Enea FREY						3	1:54.897	32.181	49.600	33.116	238.4	5:43.381
	Jenzer Motorsport					CHE	4	3:01.926	54.206	1:13.465	54.255	177.6	8:45.307
						Tatuus F4 T-421	5	3:14.786	1:06.140	1:13.813	54.833	80.3	12:00.093
1	1:54.354	38.034	44.337	31.983		1:54.354	6	2:29.031	54.567	55.281	39.183	111.7	14:29.124
2	1:45.744	31.965	42.926	30.853	237.9	3:40.098	7	1:57.179	31.820	43.978	41.381	238.9	16:26.303
3	1:50.449	31.058	46.488	32.903	233.3	5:30.547	8	2:58.416	43.520	1:18.874	56.022	181.8	19:24.719
4	3:01.485	55.326	1:12.819	53.340	150.6	8:32.032	9	2:50.842	58.991	1:08.296	43.555	139.2	22:15.561
5	3:15.710	1:08.222	1:14.550	52.938	106.7	11:47.742	10	1:59.922	31.914	55.694	32.314	236.3	24:15.483
6	2:36.584	55.211	56.577	44.796	121.9	14:24.326	11	2:39.097	46.920	1:09.484	42.693	194.8	26:54.580
7	1:50.758	31.459	43.098	36.201	233.8	16:15.084	12	1:47.127	31.464	43.663	32.000	235.3	28:41.707
8	2:58.572	42.683	1:20.237	55.652	162.5	19:13.656	13	1:44.539	31.221	42.583	30.735	232.8	30:26.246
9	2:57.782	59.251	1:07.687	50.844	98.6	22:11.438	35	Flavio OLIVIERI					ITA
10	1:52.528	31.368	48.344	32.816	232.3	24:03.966		CRAM					Tatuus F4 T-421
11	2:47.286	49.949	1:09.399	47.938	197.7	26:51.252	1	1:50.794	36.713	43.222	30.859		1:50.794
12	1:45.831	31.754	43.175	30.902	234.8	28:37.083	2	1:44.470	31.323	42.468	30.679	231.3	3:35.264
13	1:44.427	31.017	42.543	30.867	232.3	30:21.510	3	1:49.933	31.503	44.847	33.583	229.4	5:25.197
27	Edouard BORGNA						4	2:59.246	B 54.880	1:13.414	50.952	179.7	8:24.443
	Jenzer Motorsport					FRA	5	3:41.283	1:33.042	1:12.919	55.322	161.1	12:05.726
						Tatuus F4 T-421	6	2:26.020	55.274	54.863	35.883	115.8	14:31.746
1	1:58.029	40.287	44.789	32.953		1:58.029	7	1:56.732	31.594	42.877	42.261	234.3	16:28.478
2	1:49.479	32.492	45.165	31.822	240.0	3:47.508	8	2:58.181	42.758	1:19.286	56.137	158.9	19:26.659
28	Douwe DEDECKER						9	2:49.482	58.994	1:08.069	42.419	145.5	22:16.141
	GRS					BEL	10	2:00.470	32.174	56.063	32.233	240.0	24:16.611
						Tatuus F4 T-421	11	2:38.366	46.652	1:09.733	41.981	192.1	26:54.977
1	1:52.665	37.263	44.206	31.196		1:52.665	12	1:47.091	31.854	43.410	31.827	240.5	28:42.068
2	1:45.197	31.199	43.186	30.812	233.3	3:37.862	13	1:44.742	31.399	42.596	30.747	233.8	30:26.810
3	1:49.647	31.057	45.145	33.445	232.3	5:27.509	37	Filippo FIORENTINO					BRA
4	3:01.292	54.873	1:13.167	53.252	168.3	8:28.801		CRAM					Tatuus F4 T-421
5	3:15.479	1:06.591	1:15.304	53.584	108.3	11:44.280	1	1:58.262	41.174	45.016	32.072		1:58.262
6	2:38.230	55.098	57.112	46.020	113.2	14:22.510	2	1:49.627	32.141	46.211	31.275	240.5	3:47.889
7	1:49.233	31.644	43.419	34.170	234.3	16:11.743	3	1:53.788	30.933	49.347	33.508	238.4	5:41.677
8	2:59.725	43.617	1:19.392	56.716	186.8	19:11.468	4	3:00.686	53.365	1:13.015	54.306	163.5	8:42.363
9	2:58.033	58.777	1:07.624	51.632	112.2	22:09.501	5	3:14.716	1:06.022	1:14.700	53.994	86.7	11:57.079
10	1:53.318	31.684	48.407	33.227	234.3	24:02.819	6	2:31.303	55.125	55.799	40.379	110.0	14:28.382
11	2:47.941	50.075	1:09.402	48.464	177.1	26:50.760	7	1:55.093	31.622	42.969	40.502	235.8	16:23.475
12	1:45.352	31.658	43.010	30.684	236.9	28:36.112	8	2:57.996	43.027	1:18.982	55.987	165.2	19:21.471
13	1:44.983	31.126	43.119	30.738	231.8	30:21.095	9	2:53.057	58.992	1:08.732	45.333	108.1	22:14.528
31	Akshay BOHRA						10	1:59.091	32.158	54.600	32.333	232.3	24:13.619
	US Racing					IND	11	2:40.192	47.060	1:09.957	43.175	174.0	26:53.811
						Tatuus F4 T-421	12	1:51.907	31.932	43.837	36.138	242.7	28:45.718
1	1:56.074	39.384	44.810	31.880		1:56.074							
2	1:46.749	31.809	43.792	31.148	240.0	3:42.823							
3	1:53.823	31.221	49.689	32.913	238.9	5:36.646							



Formula Winter Series

WINTER SERIES - BARCELONA

Race 3

Sector Analysis

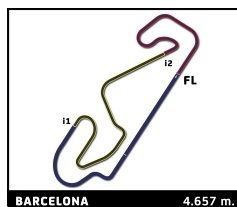
— Invalidated Lap

■ Personal Best

■ Session Best

■ Crossing the pit lane

Lap	Time	Sector 1	Sector 2	Sector 3	T.Spd	Elapsed	Lap	Time	Sector 1	Sector 2	Sector 3	T.Spd	Elapsed
13	<u>2:04.048</u> B	<u>36.132</u>	45.018	42.898	211.5	30:49.766	6	<u>2:40.306</u>	54.447	56.326	<u>49.533</u>	122.3	14:21.324
44	Ernesto RIVERA					MEX	7	<u>1:47.586</u>	<u>32.030</u>	42.542	33.014	230.3	16:08.910
	Campos Racing					Tatuus F4 T-421	8	3:00.450	44.273	1:19.217	56.960	182.7	19:09.360
1	1:55.870	38.790	45.256	31.824		1:55.870	9	2:59.431	58.544	1:07.531	53.356	113.2	22:08.791
2	1:46.287	31.704	43.654	30.929	237.9	3:42.157	10	1:51.281	31.495	46.792	32.994	233.3	24:00.072
3	1:52.102	31.196	48.346	32.560	237.4	5:34.259	11	2:49.568	50.620	1:09.783	49.165	197.3	26:49.640
4	3:01.186	55.464	1:12.879	52.843	159.9	8:35.445	12	1:45.445	31.459	43.278	30.708	234.3	28:35.085
5	3:16.202	1:07.901	1:14.858	53.443	89.0	11:51.647	13	<u>1:44.056</u>	31.081	42.419	<u>30.556</u>	233.8	30:19.141
6	2:34.426	55.199	56.077	43.150	99.1	14:26.073	49	Finn HARRISON					GBR
7	1:53.307	31.918	43.495	37.894	236.9	16:19.380		Campos Racing					Tatuus F4 T-421
8	2:58.910	42.924	1:20.114	55.872	169.9	19:18.290	1	1:58.491	40.781	45.427	32.283		1:58.491
9	2:54.851	58.595	1:08.292	47.964	111.4	22:13.141	2	1:49.229	32.201	45.396	31.632	242.1	3:47.720
10	2:04.533	35.117	56.798	32.618	236.3	24:17.674	3	1:54.548	31.347	49.353	33.848	234.3	5:42.268
11	2:37.512	46.320	1:09.686	41.506	184.0	26:55.186	4	3:00.525	53.239	1:13.037	54.249	152.5	8:42.793
12	1:47.482	31.766	43.627	32.089	240.5	28:42.668	5	3:14.919	1:06.329	1:14.485	54.105	91.8	11:57.712
13	1:44.429	31.211	42.572	30.646	234.8	30:27.097	6	2:30.919	54.971	55.879	40.069	108.5	14:28.631
45	Jack BEETON					AUS	7	1:55.354	31.543	42.968	40.843	238.9	16:23.985
	US Racing					Tatuus F4 T-421	8	2:58.013	43.252	1:18.922	55.839	160.6	19:21.998
1	1:54.561	38.969	43.930	31.662		1:54.561	9	2:52.689	59.029	1:08.535	45.125	109.4	22:14.687
2	1:44.946	31.365	42.990	30.591	240.0	3:39.507	10	1:57.064	31.752	52.740	32.572	238.4	24:11.751
3	1:50.558	30.884	46.460	33.214	238.4	5:30.065	11	2:41.862	48.325	1:10.030	43.507	155.5	26:53.613
4	3:01.576	55.333	1:12.731	53.512	160.1	8:31.641	12	<u>1:46.873</u>	32.138	<u>43.623</u>	31.112	237.4	28:40.486
5	3:15.341	1:06.665	1:15.780	52.896	101.1	11:46.982	13	1:45.277	31.216	42.879	31.182	238.4	30:25.763
6	2:36.772	55.404	56.646	44.722	110.9	14:23.754	52	Oleksandr SAVINKOV					ITA
7	1:49.483	31.177	43.496	34.810	234.8	16:13.237		AKM					Tatuus F4 T-421
8	2:59.457	43.262	1:19.824	56.371	184.0	19:12.694	1	1:59.217	41.497	45.366	32.354		1:59.217
9	2:57.979	58.916	1:07.505	51.558	106.2	22:10.673	2	1:49.066	31.640	46.063	31.363	236.3	3:48.283
10	1:52.561	31.105	48.375	33.081	234.3	24:03.234	57	Reno FRANCO					NLD
11	2:47.791	50.117	1:09.363	48.311	197.3	26:51.025		GRS					Tatuus F4 T-421
12	<u>1:49.239</u>	31.385	<u>43.642</u>	<u>34.212</u>	240.5	28:40.264	1	1:54.927	38.109	44.615	32.203		1:54.927
13	2:11.437 B	38.757	48.218	44.462	172.8	30:51.701	2	1:45.734	31.503	43.379	30.852	234.8	3:40.661
46	Peter BOUZINELOS					AUS	3	1:50.532	31.050	46.589	32.893	234.3	5:31.193
	MP Motorsport					Tatuus F4 T-421	4	3:01.642	55.458	1:12.812	53.372	138.5	8:32.835
1	1:58.188	40.524	45.419	32.245		1:58.188	5	3:15.927	1:08.111	1:14.681	53.135	110.0	11:48.762
2	1:47.918	31.779	45.122	31.017	237.9	3:46.106	6	2:35.940	54.911	56.508	44.521	108.3	14:24.702
3	1:52.198	31.145	47.815	33.238	231.8	5:38.304	7	1:51.651	31.748	42.937	36.966	232.8	16:16.353
4	3:00.377	53.917	1:12.862	53.598	178.5	8:38.681	8	2:58.530	42.618	1:20.538	55.374	153.1	19:14.883
5	3:15.751	1:07.415	1:14.814	53.522	104.8	11:54.432	9	2:57.111	59.193	1:08.373	49.545	120.3	22:11.994
6	<u>2:32.686</u>	54.998	55.829	<u>41.859</u>	98.6	14:27.118	10	1:53.461	31.735	48.686	33.040	236.3	24:05.455
7	<u>1:54.674</u>	31.706	43.666	39.302	236.3	16:21.792	11	2:46.320	49.800	1:09.254	47.266	172.8	26:51.775
8	2:58.087	43.166	1:19.075	55.846	170.1	19:19.879	12	<u>1:45.885</u>	31.507	<u>43.203</u>	31.175	231.3	28:37.660
9	2:54.003	58.870	1:08.300	46.833	100.5	22:13.882	13	1:44.274	31.000	<u>42.553</u>	30.721	233.3	30:21.934
10	1:55.859	31.684	50.448	33.727	240.5	24:09.741	66	Francisco MACEDO					PRT
11	2:43.155	47.838	1:10.211	45.106	172.0	26:52.896		DriveX					Tatuus F4 T-421
12	1:46.684	31.592	43.704	31.388	239.5	28:39.580	1	1:57.672	40.825	44.595	32.252		1:57.672
13	1:45.205	31.513	42.875	30.817	233.8	30:24.785	2	1:48.945	31.896	45.559	31.490	233.8	3:46.617
48	Nathan TYE					GBR	3	1:53.757	31.079	48.356	34.322	233.3	5:40.374
	Campos Racing					Tatuus F4 T-421	4	2:59.770	53.211	1:12.734	53.825	143.6	8:40.144
1	1:50.428	36.528	42.983	30.917		1:50.428	5	3:15.083	1:06.892	1:14.799	53.392	91.7	11:55.227
2	1:44.206	31.210	42.415	30.581	229.9	3:34.634	6	2:32.259	55.607	55.917	40.735	106.2	14:27.486
3	1:49.255	31.075	43.955	34.225	229.9	5:23.889	7	1:55.459	31.504	43.843	40.112	235.3	16:22.945
4	3:02.012	54.686	1:13.181	54.145	180.0	8:25.901	8	2:57.895	42.814	1:19.152	55.929	179.1	19:20.840
5	3:15.117	1:06.259	1:15.310	53.548	110.0	11:41.018	9	2:53.209	58.946	1:08.624	45.639	104.1	22:14.049



Formula Winter Series

WINTER SERIES - BARCELONA

Race 3

Sector Analysis

— Invalidated Lap

■ Personal Best

■ Session Best

B Crossing the pit lane

Lap	Time	Sector 1	Sector 2	Sector 3	T.Spd	Elapsed	Lap	Time	Sector 1	Sector 2	Sector 3	T.Spd	Elapsed
10	1:56.426	31.819	51.702	32.905	241.6	24:10.475	3	1:50.511	30.986	46.687	32.838	234.3	5:31.538
11	2:42.678	48.285	1:10.035	44.358	129.4	26:53.153	4	3:01.738	55.961	1:12.727	53.050	141.9	8:33.276
12	1:47.114	31.714	44.120	31.280	238.9	28:40.267	5	3:15.936	1:08.245	1:14.728	52.963	103.0	11:49.212
13	1:45.831	31.725	42.984	31.122	234.8	30:26.098	6	2:35.656	54.930	56.652	44.074	98.5	14:24.868
71 Maxim REHM DEU US Racing Tatuus F4 T-421							7 1:50.834 31.276 42.908 36.650 234.3 16:15.702						
1	1:56.418	39.398	45.076	31.944		1:56.418	8	2:58.430	42.655	1:20.401	55.374	160.8	19:14.132
2	1:52.414	31.811	49.254	31.349	238.9	3:48.832	9	2:57.588	59.266	1:07.785	50.537	108.3	22:11.720
3	1:53.841	31.491	48.967	33.383	237.9	5:42.673	10	1:53.166	31.354	48.585	33.227	237.4	24:04.886
4	3:01.472	53.940	1:13.398	54.134	164.0	8:44.145	11	2:46.532	49.640	1:09.293	47.599	177.6	26:51.418
5	3:15.141	1:06.546	1:13.740	54.855	83.6	11:59.286	12	1:44.980	31.298	42.988	30.694	234.8	28:36.398
6	2:29.689	54.603	55.553	39.533	107.2	14:28.975	13	1:43.798	31.112	42.248	30.438	234.8	30:20.196
7	1:56.252	31.485	43.162	41.605	239.5	16:25.227	99 Thomas STRAUVEN BEL Rodin Motorsport Tatuus F4 T-421						
8	2:57.909	43.086	1:18.895	55.928	164.5	19:23.136	1	1:54.053	37.553	44.661	31.839		1:54.053
9	2:51.738	58.937	1:08.898	43.903	121.6	22:14.874	2	1:45.067	31.678	42.634	30.755	232.8	3:39.120
10	1:56.604	31.369	52.200	33.035	241.1	24:11.478	3	1:50.567	30.887	46.305	33.375	235.3	5:29.687
11	2:41.812	48.119	1:10.041	43.652	141.0	26:53.290	4	3:01.423	55.231	1:12.739	53.453	168.8	8:31.110
12	1:46.611	31.925	43.512	31.174	240.0	28:39.901	5	3:15.140	1:06.617	1:15.661	52.862	99.3	11:46.250
13	1:45.486	31.470	42.961	31.055	237.9	30:25.387	6	2:37.275	55.739	56.683	44.853	106.6	14:23.525
74 Lenny RIED DEU Monlau Motorsport Tatuus F4 T-421							7	1:50.815	31.636	43.528	35.651	230.8	16:14.340
1	1:57.172	40.442	44.889	31.841		1:57.172	8	2:58.893	42.928	1:19.917	56.048	172.6	19:13.233
2	2:01.027	31.478	58.256	31.293	235.3	3:58.199	9	2:58.034	59.243	1:07.372	51.419	108.3	22:11.267
3	1:49.737	31.564	44.905	33.268	229.9	5:47.936	10	2:06.729 B	34.381	54.778	37.570	229.4	24:17.996
4	3:01.662	53.717	1:13.300	54.645	147.1	8:49.598	11	2:40.167	1:09.897	50.602	39.668	167.0	26:58.163
5	3:14.591	1:06.789	1:12.439	55.363	85.0	12:04.189	12	1:45.724	31.394	42.911	31.419	233.8	28:43.887
6	2:26.943	55.224	55.046	36.673	116.3	14:31.132	13	1:45.838	31.760	42.528	31.550	236.3	30:29.725
7	1:58.243	31.924	43.767	42.552	230.3	16:29.375	77 Ella LLOYD GBR Rodin Motorsport Tatuus F4 T-421						
8	2:58.181	43.183	1:19.159	55.839	155.3	19:27.556	1	1:57.529	39.132	45.451	32.946		1:57.529
9	2:48.738	59.461	1:07.485	41.792	138.7	22:16.294	2	1:49.513	32.183	45.717	31.613	233.8	3:47.042
10	2:04.492	32.452	58.571	33.469	238.9	24:20.786	3	1:54.011	31.083	49.280	33.648	232.8	5:41.053
11	2:35.762	45.648	1:09.640	40.474	216.1	26:56.548	4	3:00.709	53.330	1:12.886	54.493	164.2	8:41.762
12	1:47.189	31.675	43.930	31.584	234.8	28:43.737	5	3:14.440	1:06.017	1:14.406	54.017	91.7	11:56.202
13	1:46.203	31.716	43.363	31.124	237.4	30:29.940	6	2:31.818	55.197	55.693	40.928	114.4	14:28.020
87 Keanu ALAZHARI UAE MP Motorsport Tatuus F4 T-421							7	2:08.823 B	31.348	52.404	45.071	234.3	16:36.843
1	1:55.010	38.567	44.913	31.530		1:55.010	8	2:54.865	1:27.293	43.319	44.253	165.5	19:31.708
2	1:46.017	31.687	43.309	31.021	233.8	3:41.027	9	2:45.901	58.744	1:07.023	40.134	121.6	22:17.609
							10	2:05.836	32.923	59.161	33.752	238.9	24:23.445
							11	2:34.611	46.020	1:08.554	40.037	181.5	26:58.056
							12	1:46.660	32.048	43.306	31.306	230.8	28:44.716
							13	1:46.106	31.571	43.212	31.323	238.4	30:30.822