

# European Talent Cup

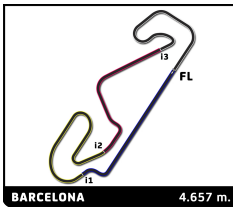
## FIM JuniorGP-CIRCUIT BARCELONA-CATALUNYA

### Free Practice 1 - Group A

### Sector Analysis

— Invalidated Lap    ■ Personal Best    ■ Session Best    B Crossing the pit lane

Lap	Time	Sector 1	Sector 2	Sector 3	Sector 4	T.Sp	Lap	Time	Sector 1	Sector 2	Sector 3	Sector 4	T.Sp	
<b>73</b>	<b>Valentín PERRONE</b> ARG							17	1:53.594	20.975	34.758	<b>23.994</b>	33.867	221.0
	Frando Racing VHC Team HONDA							18	1:53.979	21.153	34.916	24.103	33.807	217.9
1	3:04.526	1:26.259	37.042	25.180	36.045	163.0								
2	1:56.782	21.618	35.559	24.365	35.240	216.1								
3	1:55.448	21.421	35.137	24.214	34.676	216.6								
4	1:55.215	21.484	35.010	24.245	34.476	215.3								
5	1:54.896	21.350	34.981	24.215	34.350	215.3								
6	1:54.570	21.282	34.889	24.144	34.255	216.1								
7	1:54.736	21.408	34.846	23.953	34.529	215.3								
8	2:08.594B	21.398	35.621	24.478	47.097	215.7								
9	8:18.251	6:44.272	35.460	24.279	34.240	168.8								
10	1:53.255	21.078	34.549	23.941	33.687	217.9								
11	<b>1:52.906</b>	20.997	<b>34.480</b>	<b>23.811</b>	33.618	218.3								
12	1:53.174	21.020	34.598	23.949	33.607	216.6								
13	1:52.933	20.897	34.641	23.890	<b>33.505</b>									
14	1:53.861	<b>20.827</b>	34.866	24.093	34.075	221.4								
15	1:53.449	21.054	34.677	24.003	33.715	217.4								
16	1:53.568	21.114	34.644	24.055	33.755	217.4								
17	1:53.538	21.062	34.657	24.108	33.711	217.4								
<b>95</b>	<b>Leonardo ZANNI</b> ITA							17	1:53.594	20.975	34.758	<b>23.994</b>	33.867	221.0
	MIR RACING FINETWORK TEAM HONDA							18	1:53.979	21.153	34.916	24.103	33.807	217.9
1	2:54.548B	59.530	38.075	26.195	50.748	163.5								
2	3:30.925	1:54.635	35.927	24.607	35.756	139.2								
3	25:32.170	...	37.704	24.808	34.846									
4	1:55.186	21.289	35.236	24.209	34.452									
5	1:54.701	21.208	35.166	24.138	34.189	219.6								
6	1:54.169	21.192	34.934	24.078	33.965	221.9								
7	1:53.845	<b>21.169</b>	<b>34.792</b>	24.048	<b>33.836</b>	219.6								
8	<b>1:53.783</b>	21.189	34.806	<b>24.037</b>	<b>33.751</b>	218.8								
<b>92</b>	<b>Pablo OLIVARES</b> ESP							17	1:53.594	20.975	34.758	<b>23.994</b>	33.867	221.0
	MIR RACING FINETWORK TEAM HONDA							18	1:53.979	21.153	34.916	24.103	33.807	217.9
1	2:40.696	59.768	37.475	25.576	37.877	164.0								
2	2:00.902	22.361	36.770	25.037	36.734	214.9								
3	1:58.356	21.715	35.817	24.941	35.883	214.4								
4	1:59.436	21.682	36.156	25.128	36.470	218.3								
5	1:58.438	21.682	35.913	24.874	35.969	215.7								
6	1:58.392	21.511	36.874	24.534	35.473	212.8								
7	2:11.879B	22.186	36.194	24.666	48.833	209.5								
8	13:18.102	...	36.268	25.033	34.935	172.8								
9	1:55.746	21.343	35.230	24.210	34.963	219.6								
10	1:54.912	21.284	35.018	24.350	34.260									
11	1:55.094	21.322	35.090	24.360	34.322									
12	1:54.365	21.224	34.959	24.229	33.953	215.3								
13	1:54.148	21.078	34.969	24.146	33.955	216.1								
14	1:54.310	21.169	<b>34.929</b>	24.224	33.988	217.0								
15	<b>1:54.024</b>	<b>21.065</b>	35.149	<b>24.003</b>	<b>33.807</b>	220.5								
<b>71</b>	<b>Carlos CANO</b> ESP							17	1:53.594	20.975	34.758	<b>23.994</b>	33.867	221.0
	SeventyTwo Artbox Racing Team HONDA							18	1:53.979	21.153	34.916	24.103	33.807	217.9
1	2:32.749	54.163	37.054	25.207	36.325	165.7								
2	1:57.956	21.717	35.888	24.717	35.634	220.1								
3	1:56.010	21.550	35.272	24.320	34.868	219.6								
4	1:55.524	21.389	35.027	24.352	34.756	219.2								
5	1:55.704	21.194	35.452	24.292	34.766	219.6								
6	1:55.544	21.179	35.437	24.211	34.717	221.4								
7	1:55.856	21.331	35.445	24.132	34.948	217.4								
8	2:15.058B	24.918	37.430	25.583	47.127	215.7								
9	11:41.723	...	36.222	25.085	34.964	162.0								
10	1:54.932	21.129	35.161	24.204	34.438	221.9								
11	1:54.674	21.109	35.055	24.157	34.353	219.6								
12	1:54.490	21.041	34.973	24.277	34.199	219.2								
13	1:54.366	<b>20.999</b>	<b>34.956</b>	24.265	34.146	219.2								
14	1:54.572	21.123	35.066	24.205	34.178	219.2								
15	1:54.357	21.078	34.983	24.232	34.064	219.6								
16	<b>1:54.349</b>	21.138	35.046	<b>24.118</b>	<b>34.047</b>	218.8								
<b>37</b>	<b>Marianos NIKOLIS</b> AUS							17	1:53.594	20.975	34.758	<b>23.994</b>	33.867	221.0
	Team Estrella Galicia 0,0 HONDA							18	1:53.979	21.153	34.916	24.103	33.807	217.9
1	2:20.522	40.486	37.432	25.295	37.309	161.5								
2	2:00.394	22.159	36.327	25.266	36.642	217.9								
3	1:57.999	21.902	35.680	24.606	35.811	218.8								
4	1:57.457	22.036	35.567	24.527	35.327	212.3								



# European Talent Cup

## FIM JuniorGP-CIRCUIT BARCELONA-CATALUNYA

### Free Practice 1 - Group A

### Sector Analysis

— Invalidated Lap    ■ Personal Best    ■ Session Best    B Crossing the pit lane

Lap	Time	Sector 1	Sector 2	Sector 3	Sector 4	T.Sp	Lap	Time	Sector 1	Sector 2	Sector 3	Sector 4	T.Sp
5	1:56.249	21.861	35.281	24.294	34.813	217.0	7	1:56.632	21.485	35.702	24.514	34.931	216.6
6	1:56.001	21.728	35.168	24.372	34.733	214.0	8	2:13.899B	21.685	35.409	24.877	51.928	215.3
7	2:09.473B	21.689	36.041	24.645	47.098	215.7	9	11:29.575	9:52.248	37.090	25.183	35.054	143.1
8	12:54.117	...	36.379	26.964	43.543	97.4	10	1:57.788	21.447	35.479	26.148	34.714	216.6
9	2:01.697	22.030	37.500	26.114	36.053	207.5	11	1:56.601	21.570	35.812	24.495	34.724	215.3
10	1:55.084	21.302	35.163	24.242	34.377	217.4	12	1:56.188	21.550	35.379	24.611	34.648	216.1
11	1:54.707	21.100	34.935	24.375	34.297		13	1:55.570	21.383	35.156	24.489	34.542	215.7
12	1:55.699	21.553	34.930	24.364	34.852	212.8	14	2:09.385B	22.113	35.717	24.780	46.775	216.6
13	1:54.787	21.493	34.936	24.243	34.115	214.4	15	2:37.316	1:03.060	35.579	24.394	34.283	159.6
14	2:07.633	22.014	42.198	26.946	36.475	213.2							
15	1:55.280	21.577	35.160	24.273	34.270	212.3							

**33 Enzo BELLON** FRA  
Team Estrella Galicia 0,0 HONDA

1	2:32.728	50.467	38.615	25.742	37.904	160.4
2	1:58.308	22.005	36.081	24.672	35.550	217.9
3	1:56.300	21.555	35.349	24.352	35.044	221.0
4	1:56.625	21.570	35.259	24.295	35.501	217.0
5	1:55.657	21.625	35.358	24.329	34.345	216.1
6	1:55.044	21.467	35.228	24.138	34.211	216.1
7	1:55.037	21.205	35.083	24.094	34.655	219.6
8	2:12.842B	21.603	37.925	24.725	48.589	214.9
9	10:22.532	8:42.563	38.727	25.545	35.997	162.0
10	1:56.726	21.630	35.497	24.610	34.989	213.6
11	1:55.751	21.608	35.479	24.435	34.229	214.0
12	1:55.186	21.244	35.204	24.486	34.252	
13	1:58.070	22.101	37.303	24.488	34.178	
14	1:56.176	21.557	35.639	24.591	34.389	214.9
15	1:57.137	21.480	35.328	24.506	35.823	215.3
16	1:55.222	21.368	35.412	24.477	33.965	217.9

**72 David DA COSTA** FRA  
BRS - Brechon Racing School HONDA

1	2:43.074	1:04.100	37.056	25.479	36.439	162.3
2	1:58.317	21.715	35.891	24.790	35.921	219.2
3	1:58.254	21.699	35.901	24.948	35.706	216.1
4	2:00.677	22.152	36.355	25.879	36.291	214.0
5	1:57.405	21.556	35.546	24.437	35.866	217.9
6	2:10.750B	21.868	35.791	24.673	48.418	211.5
7	8:48.829	7:11.419	36.134	25.600	35.676	158.9
8	1:57.243	21.778	35.807	24.853	34.805	213.2
9	1:56.345	21.593	35.468	24.716	34.568	214.0
10	1:55.965	21.512	35.347	24.635	34.471	214.0
11	2:13.912B	22.017	37.357	25.830	48.708	213.2
12	4:51.349	3:14.474	37.412	24.945	34.518	
13	1:55.260	21.383	35.242	24.474	34.161	220.5
14	1:55.400	21.428	35.307	24.406	34.259	216.1
15	2:09.509	31.713	37.840	24.835	35.121	216.6

**34 Seiryu Ikegami** JPN  
GAS UP RACING TEAM HONDA

1	2:20.474	40.603	37.473	25.317	37.081	167.0
2	2:00.259	21.796	36.666	25.253	36.544	218.8
3	1:58.429	21.953	36.082	24.704	35.690	217.4
4	1:57.436	22.082	35.602	24.761	34.991	210.3
5	1:56.652	21.443	35.901	24.513	34.795	215.3
6	1:55.441	21.308	35.149	24.611	34.373	219.2

**90 Luca AGOSTINELLI** VNM  
TEAM ECHOVIT PASINI RACING HONDA

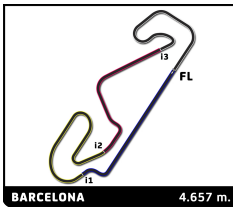
1	2:05.886	26.880	36.949	25.084	36.973	161.3
2	1:58.422	21.651	36.086	24.859	35.826	217.9
3	1:57.689	21.607	35.932	24.742	35.408	216.6
4	1:57.118	21.651	35.866	24.468	35.133	217.4
5	1:56.023	21.415	35.307	24.435	34.866	219.6
6	1:56.833	21.642	35.465	24.514	35.212	220.1
7	2:10.712B	21.597	36.119	25.024	47.972	216.6
8	13:06.341	...	36.667	25.174	37.844	163.7
9	2:04.469	21.374	41.498	25.923	35.674	218.8
10	1:55.459	21.339	35.371	24.285	34.464	218.3
11	1:55.723	20.928	35.064	24.403	35.328	

**70 Kristian DANIEL JR** USA  
AGR TEAM HONDA

1	2:42.262	1:00.428	38.590	25.664	37.580	166.2
2	2:00.097	21.806	36.364	24.728	37.199	216.6
3	1:58.826	21.525	35.623	24.574	37.104	218.8
4	1:57.790	21.516	35.785	24.968	35.521	216.6
5	2:00.744	21.788	36.440	25.809	36.707	211.5
6	1:56.498	21.332	35.565	24.323	35.278	218.3
7	2:00.051	23.590	37.520	24.444	34.497	208.7
8	2:08.673B	21.426	35.478	24.579	47.190	217.4
9	12:07.924	...	36.227	24.734	35.255	112.2
10	1:55.570	21.400	35.397	24.429	34.344	217.9
11	1:56.140	21.243	35.516	24.675	34.706	218.3
12	1:56.671	21.469	35.780	24.699	34.723	213.2
13	1:56.376	21.392	35.610	24.748	34.626	214.0
14	1:56.235	21.462	35.666	24.585	34.522	214.0
15	1:56.113	21.396	35.467	24.352	34.898	214.9

**78 Henri MIGNOT** FRA  
BRS - Brechon Racing School HONDA

1	2:11.228	28.895	39.693	25.590	37.050	154.4
2	1:58.867	22.284	35.977	24.970	35.636	207.5
3	1:57.656	22.033	35.728	24.571	35.324	214.0
4	1:59.844	21.908	35.825	25.547	36.564	211.5
5	1:58.089	22.041	36.402	24.654	34.992	208.3
6	1:56.587	21.809	35.602	24.437	34.739	211.1
7	1:59.372	21.673	36.149	26.493	35.057	212.3
8	2:13.082B	21.563	35.610	25.282	50.627	211.9
9	8:21.441	6:37.615	40.914	26.358	36.554	157.8
10	2:00.608	23.146	36.556	24.900	36.006	209.1
11	1:57.575	21.688	35.995	24.796	35.096	214.0
12	1:56.952	21.790	35.657	24.745	34.760	209.5
13	2:03.094	23.479	40.487	24.721	34.407	



# European Talent Cup

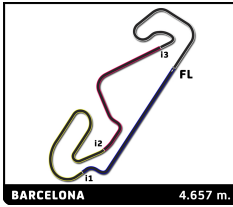
## FIM JuniorGP-CIRCUIT BARCELONA-CATALUNYA

### Free Practice 1 - Group A

#### Sector Analysis

— Invalidated Lap    ■ Personal Best    ■ Session Best    B Crossing the pit lane

Lap	Time	Sector 1	Sector 2	Sector 3	Sector 4	T.Spd	Lap	Time	Sector 1	Sector 2	Sector 3	Sector 4	T.Spd
14	1:56.602	21.527	35.862	24.989	34.224		10	2:06.945B	21.700	35.274	24.449	45.522	215.7
15	1:56.100	21.666	35.594	24.477	34.363	215.7	<b>21 Erik MICHIELON</b> ITA						
16	1:55.768	21.590	35.326	24.278	34.574	213.2	SF RACING HONDA						
17	1:57.716	21.485	37.056	24.658	34.517	215.3	1	2:06.702	27.466	37.316	25.348	36.572	155.8
<b>6 Benjamin CAILLET</b> FRA							2	1:58.980	22.071	36.129	25.139	35.641	211.9
JEG TAKE OFF GP HONDA							3	2:02.118	22.375	36.601	26.270	36.872	205.5
1	2:33.585	56.169	36.330	25.300	35.786	169.3	4	2:31.014B	22.789	38.162	29.672	1:00.391	205.9
2	1:57.142	21.412	35.636	24.648	35.446	223.2	5	4:58.889	3:18.114	37.957	26.247	36.571	151.2
3	1:56.133	21.409	35.214	24.710	34.800	220.5	6	2:00.611	22.758	36.397	25.578	35.878	202.1
<b>42 Julius FRELLSEN</b> DEK							7	2:22.027B	22.756	36.727	26.753	55.791	200.6
JEG Racing HONDA							8	6:50.441	5:12.978	36.732	25.278	35.453	152.5
1	2:33.864	55.153	37.146	25.635	35.930	156.9	9	1:57.961	21.949	35.949	25.012	35.051	213.2
2	1:58.384	21.859	35.999	24.795	35.731	217.0	10	2:03.003	21.879	36.297	25.903	38.924	214.0
3	1:57.466	21.876	35.639	24.620	35.331	214.0	11	1:56.591	21.508	35.512	24.928	34.643	219.2
4	1:57.899	21.761	35.601	24.669	35.868	214.0	12	1:57.023	21.754	35.649	24.838	34.782	
5	1:57.873	22.011	35.835	24.613	35.414	210.3	<b>13 Mattéo ROMAN</b> FRA						
6	1:57.889	21.790	35.702	25.121	35.276	211.5	FIRST BIKE ACADEMY HONDA						
7	1:57.933	21.886	36.054	24.759	35.234	210.3	1	2:45.664	1:06.529	36.902	25.419	36.814	157.6
8	1:57.094	21.900	35.669	24.522	35.003	209.5	2	1:58.849	21.871	35.866	24.866	36.246	212.3
9	2:09.539B	21.741	35.630	24.659	47.509	210.3	3	1:58.140	21.801	35.768	24.768	35.803	213.6
10	8:08.523	6:31.311	36.342	25.093	35.777	144.6	4	1:58.862	21.960	35.777	24.606	36.519	212.3
11	1:58.357	21.768	36.135	25.265	35.189	211.5	5	1:57.938	21.978	35.607	24.485	35.868	211.1
12	2:02.527	26.005	36.874	24.745	34.903	211.5	6	1:56.879	21.940	35.379	24.463	35.097	207.5
13	1:56.788	21.884	35.616	24.680	34.608		7	2:12.650B	21.808	36.043	25.054	49.745	209.9
14	1:56.622	21.615	35.869	24.644	34.494	213.2	8	11:16.279	9:37.791	37.203	25.439	35.846	125.4
15	1:57.922	22.040	35.653	25.111	35.118	211.5	9	1:58.323	21.847	36.022	24.886	35.568	209.1
16	1:56.242	21.626	35.468	24.592	34.556	215.3	10	1:58.359	21.907	36.400	24.976	35.076	209.9
17	1:56.594	21.573	35.609	24.593	34.819	216.1	11	1:56.863	21.527	35.693	24.818	34.825	219.6
<b>9 Elliot KASSIGIAN</b> FRA							12	1:56.929	21.677	35.609	24.930	34.713	212.8
Team Larresport HONDA							13	1:56.676	21.619	35.460	24.757	34.840	213.2
1	2:18.762	38.701	38.218	25.327	36.516	152.5	14	1:56.702	21.649	35.562	24.775	34.716	210.3
2	1:59.978	22.104	36.506	25.041	36.327	214.0	15	2:00.185	21.676	37.357	25.603	35.549	210.3
3	1:58.957	22.014	36.350	24.975	35.618	214.9	16	1:57.247	21.898	35.710	24.810	34.829	208.7
4	2:01.350	23.034	37.909	24.900	35.507	214.4	<b>29 Randy TRUCHOT</b> FRA						
5	1:58.050	21.834	36.170	24.757	35.289	214.4	MECA PROJETS TEAM ADO HONDA						
6	1:57.328	21.844	36.092	24.606	34.786	213.2	1	2:09.691	27.027	38.454	26.209	38.001	160.8
7	1:56.545	21.751	35.621	24.438	34.735	214.4	2	2:01.610	22.514	36.975	25.695	36.426	215.3
8	1:57.719	21.639	36.385	24.636	35.059	216.1	3	2:00.804	22.302	36.689	25.456	36.357	214.9
9	2:14.818B	21.802	37.277	25.485	50.254	211.1	4	1:59.811	22.244	36.486	25.422	35.659	211.9
10	8:25.765	6:46.214	39.535	25.008	35.008	156.2	5	1:59.491	22.316	36.295	25.315	35.565	211.1
11	2:01.044	21.596	36.223	26.342	36.883	218.8	6	1:58.549	22.156	35.937	25.208	35.248	211.1
12	1:56.424	21.503	35.629	24.615	34.677	217.4	7	1:59.681	22.236	36.307	25.397	35.741	211.1
<b>99 Rémy SANJUAN</b> FRA							8	1:59.264	22.387	36.336	25.303	35.238	209.5
MécaProjets Team ADO HONDA							9	1:58.674	22.120	35.994	25.219	35.341	213.6
1	2:12.659	33.244	37.286	25.535	36.594	155.8	10	2:21.600B	23.145	39.217	27.056	52.182	208.3
2	1:57.440	21.861	35.561	24.579	35.439	215.7	11	8:22.304	6:41.039	38.717	26.078	36.470	132.1
3	1:57.181	21.686	35.597	24.665	35.233	217.0	12	1:59.674	22.389	36.453	25.342	35.490	211.1
4	2:01.461	21.753	36.431	27.434	35.843	216.1	13	1:59.345	22.089	36.410	25.342	35.504	
5	1:56.440	21.664	35.314	24.594	34.868	217.4	14	1:59.849	22.256	36.708	25.627	35.258	
6	1:56.607	21.919	35.467	24.514	34.707	211.5	15	1:58.821	22.225	36.022	25.305	35.269	208.3
7	2:16.958B	21.960	36.679	25.397	52.922	210.3	16	2:00.322	22.061	36.515	25.728	36.018	211.9
8	6:17.335	4:40.025	36.702	25.338	35.270	162.0	17	2:00.227	22.288	36.764	25.429	35.746	208.7
9	1:56.651	21.859	35.401	24.596	34.795	216.1							



# European Talent Cup

## FIM JuniorGP-CIRCUIT BARCELONA-CATALUNYA

### Free Practice 1 - Group A

### Sector Analysis

— Invalidated Lap    ■ Personal Best    ■ Session Best    B Crossing the pit lane

Lap	Time	Sector 1	Sector 2	Sector 3	Sector 4	T.Spd	Lap	Time	Sector 1	Sector 2	Sector 3	Sector 4	T.Spd
<b>5</b>	<b>Johann EMMANUEL</b>						IND						
	Forward EEST Racing						HONDA						
1	3:38.744	1:54.593	38.674	26.401	39.076	147.5							
2	2:04.751	23.170	37.599	25.740	38.242	212.3							
3	2:03.591	22.895	37.147	25.690	37.859	211.5							
4	2:06.913	22.704	37.385	26.413	40.411	213.2							
5	2:03.339	22.666	36.790	25.452	38.431	211.5							
6	2:04.219	23.063	36.682	26.949	37.525	210.7							
7	2:16.745B	22.390	36.092	25.894	52.369	211.9							
8	12:07.943	...	37.390	25.695	38.166	162.0							
9	2:01.310	22.337	36.346	25.448	37.179	215.7							
10	2:00.686	22.327	36.379	<b>25.157</b>	36.823	216.6							
11	2:02.003	22.187	37.151	26.083	36.582	215.3							
12	<b>1:59.609</b>	<b>21.903</b>	<b>36.008</b>	25.174	36.524	217.4							
13	1:59.660	22.141	36.213	25.369	<b>35.937</b>	217.4							
14	2:00.896	22.659	36.768	25.253	36.216	213.2							
<b>17</b>	<b>Diego TROY DE PONTE</b>						ZAF						
	MRE TALENT						HONDA						
1	2:20.478	37.288	38.751	26.423	<b>38.016</b>	156.2							