

European Talent Cup

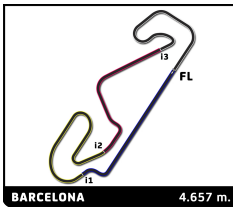
FIM JuniorGP - CIRCUIT BARCELONA-CATALUNYA

Free Practice 2 - Group B

Sector Analysis

— Invalidated Lap ■ Personal Best ■ Session Best B Crossing the pit lane

Lap	Time	Sector 1	Sector 2	Sector 3	Sector 4	T.Sp	Lap	Time	Sector 1	Sector 2	Sector 3	Sector 4	T.Sp		
11	David GONZÁLEZ						ESP	6	1:55.343	21.416	35.231	24.348	34.348	215.3	
	AC RACING TEAM						HONDA	7	1:57.707	21.638	35.698	24.879	35.492	209.1	
1	4:50.450	3:16.008	35.709	24.340	34.393	161.1	8	2:07.773 B	21.457	35.185	24.326	46.805	214.0		
2	1:55.199	21.818	35.136	24.141	34.104	214.9	9	11:04.399	9:24.740	37.522	25.034	37.103	162.5		
3	2:05.063	28.889	36.522	24.063	35.589	209.9	10	1:53.511	21.288	34.881	23.844	33.498	214.4		
4	1:53.906	21.391	34.642	23.930	33.943	214.4	11	2:05.654 B	21.260	34.742	23.946	45.706	212.3		
5	1:53.943	21.460	34.739	24.004	33.740	208.7	12	2:18.907	38.156	36.841	25.774	38.136	162.8		
6	2:00.964	27.366	35.552	23.984	34.062	212.8	13	1:54.945	21.560	35.180	24.226	33.979	208.7		
7	1:53.555	21.421	34.678	23.834	33.622	212.3	14	1:58.622	21.731	36.098	25.017	35.776	208.7		
8	2:09.451 B	21.741	36.053	24.537	47.120	209.9	15	1:54.973	21.552	35.125	24.229	34.067	209.1		
9	11:05.056	9:28.608	34.891	24.349	37.208	153.8									
10	1:53.114	21.082	34.215	23.711	34.106	215.3									
11	1:54.637	20.828	35.361	24.461	33.987	218.8									
12	1:52.189	20.770	34.353	23.731	33.335	222.3									
13	1:52.280	21.109	34.382	23.697	33.092	214.0									
14	1:52.108	20.906	34.226	23.650	33.326	218.3									
15	1:58.591	25.511	35.215	24.319	33.546	211.9									
97	Marco MORELLI						ARG	22	Jesús TORRES						ESP
	MLav Racing						HONDA		Team Estrella Galicia 0,0						HONDA
1	5:13.766	3:40.121	35.631	24.267	33.747	165.2	1	5:15.465	3:40.919	35.867	24.562	34.117	164.2		
2	1:53.095	21.379	34.581	23.771	33.364	211.9	2	1:54.771	21.305	35.185	24.298	33.983	213.2		
3	1:52.641	21.251	34.410	23.820	33.160	213.6	3	1:56.615	21.994	36.121	24.287	34.213	209.5		
4	1:52.473	21.194	34.270	23.764	33.245	212.8	4	1:53.863	21.098	34.766	24.097	33.902	221.0		
5	1:52.381	21.271	34.289	23.647	33.174	212.8	5	2:05.241	24.523	35.677	24.465	40.576	206.7		
6	1:52.421	21.165	34.469	23.658	33.129	217.0	6	1:54.094	21.290	34.900	24.033	33.871	214.0		
7	2:08.856 B	21.598	35.497	23.824	47.937	210.7	7	1:54.397	21.240	35.069	24.039	34.049	210.7		
8	13:10.695 B	...	36.291	25.492	48.489	169.3	8	2:08.349 B	20.922	35.556	24.608	47.263	205.5		
9	5:00.473	3:27.467	35.395	24.168	33.443	166.0	9	10:54.414 B	9:03.557	36.371	25.661	48.825	169.3		
10	1:52.994	21.314	34.578	23.826	33.276	211.5	10	3:32.133	1:56.295	36.243	24.476	35.119	166.5		
11	1:52.614	21.220	34.512	23.733	33.149	210.7	11	1:53.937	21.370	34.834	23.978	33.755	210.3		
12	1:52.519	21.192	34.435	23.741	33.151	212.3	12	1:53.542	21.339	34.807	23.884	33.512	211.1		
							13	2:02.859	21.168	40.322	25.498	35.871	211.1		
							14	1:53.574	21.064	34.825	24.025	33.660	223.2		
27	Kerman TINEZ						VEN	8	Edoardo BERTOLA						ITA
	MIR RACING FINETWORK TEAM						HONDA		EAGLE-1						HONDA
1	5:15.438	3:40.998	35.851	24.446	34.143	164.2	1	3:32.877	1:54.369	36.619	24.667	37.222	154.4		
2	1:54.860	21.519	35.111	24.317	33.913	213.2	2	1:56.251	21.867	35.473	24.395	34.516	211.5		
3	1:55.662	21.446	35.587	24.448	34.181	209.9	3	1:55.580	21.568	35.429	24.157	34.426	213.2		
4	1:56.607	21.585	35.009	24.203	35.810	215.3	4	1:55.617	21.561	35.420	24.352	34.284	211.9		
5	1:54.909	21.444	35.161	24.027	34.277	213.2	5	1:59.126	22.552	36.883	24.764	34.927	212.3		
6	2:10.610 B	21.694	35.267	24.436	49.213	211.5	6	1:55.293	21.513	35.270	24.259	34.251	211.9		
7	14:35.313	...	35.776	25.462	35.381	170.4	7	2:08.552 B	21.425	35.512	24.413	47.202	211.1		
8	1:54.305	21.556	34.811	24.157	33.781	213.6	8	18:46.150	...	41.554	26.341	36.178	129.6		
9	1:54.133	21.572	34.791	23.856	33.914	209.9	9	1:54.548	21.466	35.163	24.124	33.795	210.7		
10	1:53.648	21.312	34.561	24.111	33.664	210.3	10	1:53.648	21.375	34.785	24.095	33.393	212.8		
11	1:53.554	21.449	34.805	24.048	33.252	209.9	11	1:58.952	22.489	35.733	24.567	36.163	214.4		
12	1:53.200	21.091	34.965	23.799	33.345	217.4	12	1:54.369	21.335	35.082	24.065	33.887	211.9		
13	1:57.177	21.938	36.514	24.566	34.159	218.3									
7	Beñat FERNÁNDEZ						ESP	45	Alex LONGARELA						ESP
	Frando Racing VHC Team						HONDA		LIQUI MOLY HUSQVARNA INTACT GI						HONDA
1	4:07.272	2:32.303	36.105	24.423	34.441	154.4	1	4:22.847	2:47.966	35.705	24.547	34.629	160.1		
2	2:07.625 B	21.757	35.361	24.126	46.381	208.3	2	1:55.802	21.393	35.518	24.343	34.548	219.2		
3	2:34.540	50.532	35.413	27.420	41.175	159.6	3	1:54.716	21.441	34.925	24.310	34.040	216.1		
4	1:55.484	21.685	35.305	24.368	34.126	209.9	4	2:13.672 B	21.953	36.538	24.663	50.518	208.3		
5	1:54.205	21.395	34.962	24.019	33.829	217.0	5	2:15.904	41.659	35.757	24.341	34.147	164.2		
							6	1:54.580	21.496	34.986	24.317	33.781	211.5		
							7	1:54.032	21.314	34.691	24.049	33.978	212.8		
							8	1:56.220	22.327	35.595	24.105	34.193	209.5		
							9	2:18.031 B	24.595	37.052	25.248	51.136	203.6		
							10	9:40.244	8:06.058	35.717	24.337	34.132	157.8		
							11	1:55.127	21.754	35.104	24.302	33.967	206.3		
							12	2:13.210 B	21.565	36.487	24.617	50.541	205.9		



European Talent Cup

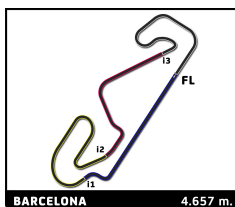
FIM JuniorGP - CIRCUIT BARCELONA-CATALUNYA

Free Practice 2 - Group B

Sector Analysis

— Invalidated Lap ■ Personal Best ■ Session Best B Crossing the pit lane

Lap	Time	Sector 1	Sector 2	Sector 3	Sector 4	T.Sp	Lap	Time	Sector 1	Sector 2	Sector 3	Sector 4	T.Sp
13	2:44.273	1:09.527	36.120	24.525	34.101	145.0	6	1:58.412	21.874	37.616	24.513	34.409	209.5
14	1:53.920	21.360	35.240	23.854	33.466	211.1	7	2:07.716 B	21.406	35.104	24.370	46.836	214.9
15	1:53.998	21.350	34.671	24.300	33.677	218.3	8	14:21.811	...	35.812	24.613	35.555	159.4
69	Fernando BUJOSA	ESP					9	1:55.478	21.486	35.143	24.440	34.409	217.0
	Team Estrella Galicia 0,0	HONDA					10	1:56.117	21.183	35.505	24.873	34.556	219.6
1	5:16.192	3:41.192	36.040	24.601	34.359	165.2	11	1:54.331	21.243	34.840	24.334	33.914	220.5
2	1:54.188	21.465	34.868	24.015	33.840	215.7	12	1:54.889	21.147	35.068	24.134	34.540	218.8
3	1:54.879	21.443	35.196	24.187	34.053	211.1	13	1:55.533	21.428	35.172	24.644	34.289	213.2
4	1:55.841	21.286	36.436	24.091	34.028	210.3	14	1:55.089	21.522	34.934	24.453	34.180	218.3
5	2:12.333 B	23.005	36.932	24.490	47.906	214.9	18	Mathias TAMBURINI	ITA				
6	16:31.179	...	37.392	25.282	37.207	157.1		TEAM ECHOVIT PASINI RACING	HONDA				
7	1:55.456	21.972	35.009	24.403	34.072	212.8	1	5:16.131	3:40.026	36.512	24.797	34.796	129.9
8	1:55.669	21.393	35.593	24.475	34.208	212.3	2	1:55.075	21.439	35.301	24.143	34.192	223.2
9	1:54.083	21.397	34.810	24.107	33.769	214.9	3	1:55.140	21.357	35.182	24.346	34.255	221.4
10	2:05.772 B	21.583	34.802	24.284	45.103	211.9	4	1:54.707	21.417	35.426	24.014	33.850	215.7
11	3:05.734	1:30.495	35.783	24.811	34.645	161.5	5	1:56.463	21.175	35.452	24.558	35.278	220.1
35	Vasileios PANTELEAKIS	GRC					6	2:10.170 B	21.970	35.209	24.323	48.668	209.5
	AC RACING TEAM	HONDA					7	14:35.938	...	36.780	24.908	36.527	160.1
1	4:51.054	3:16.944	35.507	24.509	34.094	152.1	8	1:55.969	21.771	35.615	24.257	34.326	215.3
2	1:56.335	21.749	35.453	24.590	34.543	212.3	9	1:55.553	21.689	35.535	24.211	34.118	214.9
3	2:03.506	27.406	36.982	24.445	34.673	209.1	10	1:54.374	21.399	34.868	24.066	34.041	218.3
4	1:54.901	21.435	35.000	24.299	34.167	214.4	11	1:54.897	21.400	35.037	24.359	34.101	216.6
5	1:55.012	21.525	35.098	24.245	34.144	212.8	12	1:57.499	21.244	35.273	24.588	36.394	219.2
6	1:59.428	24.187	36.980	24.144	34.117	211.9	13	1:54.975	21.476	35.016	24.185	34.298	215.3
7	1:54.430	21.369	34.904	24.168	33.989	212.3	81	Matteo GABARRINI	ITA				
8	2:10.571 B	21.719	35.520	24.563	48.769	211.1		TEAM ECHOVIT PASINI RACING	HONDA				
9	11:02.255	9:26.358	35.246	24.216	36.435	144.4	1	4:49.924	3:09.692	38.813	25.577	35.842	157.1
10	1:54.534	21.581	34.796	24.054	34.103	214.0	2	1:57.784	22.371	35.859	24.677	34.877	204.4
11	1:54.629	21.263	34.925	24.127	34.314	216.6	3	1:56.760	21.523	35.721	24.618	34.898	216.6
12	1:57.921	21.517	35.164	24.734	36.506	219.2	4	1:56.189	21.545	35.523	24.467	34.654	212.3
13	1:54.612	21.532	35.119	24.189	33.772	214.0	5	1:56.381	21.568	35.469	24.500	34.844	212.3
14	1:54.162	21.366	34.804	24.078	33.914	216.6	6	1:57.618	21.917	36.809	24.466	34.426	213.2
15	1:54.708	21.259	34.967	23.978	34.504	217.4	7	1:56.044	21.344	35.569	24.418	34.713	213.6
14	Edu GUTIÉRREZ	ESP					8	2:14.985 B	22.790	37.351	24.732	50.112	210.7
	CFMOTO Aspar Junior Team	HONDA					9	10:59.025	9:18.960	36.718	25.221	38.126	166.7
1	4:35.077	2:58.048	36.673	24.949	35.407	159.4	10	1:55.059	21.367	35.226	24.230	34.236	214.9
2	1:56.385	21.676	35.611	24.461	34.637	211.1	11	1:56.433	21.331	35.648	24.630	34.824	217.9
3	1:58.332	21.740	36.303	24.911	35.378	212.3	12	1:55.075	21.212	35.372	24.216	34.275	222.3
4	2:11.995 B	21.666	35.753	24.823	49.753	211.5	13	1:55.406	21.165	35.140	24.675	34.426	221.4
5	17:55.853 B	...	37.810	25.029	50.086	151.0	14	1:55.785	21.275	35.646	24.260	34.604	219.6
6	3:01.650	1:22.463	36.920	25.794	36.473	145.2	15	1:54.457	21.156	35.035	23.912	34.354	221.9
7	1:56.502	21.500	35.494	24.704	34.804	213.2	26	Pau ALSINA	ESP				
8	1:54.866	20.942	34.762	23.959	35.203	221.9		Team Estrella Galicia 0,0	HONDA				
9	1:54.308	21.017	35.102	24.226	33.963	218.8	1	5:15.752	3:41.829	35.625	24.135	34.163	166.0
10	1:56.298	21.254	35.857	24.883	34.304	216.1	2	1:54.678	21.366	35.114	24.243	33.955	217.4
11	1:56.544	21.181	35.414	24.520	35.429	216.6	3	1:54.750	21.144	35.237	24.254	34.115	213.6
30	Matthias ROSTAGNI	FRA					4	1:55.187	21.467	35.249	24.227	34.244	211.9
	BRS - Brechon Racing School	HONDA					5	2:01.640	22.131	38.835	24.534	36.140	206.3
1	3:28.659	1:51.753	36.662	25.286	34.958	139.2	6	1:55.096	21.482	35.309	24.148	34.157	211.9
2	1:59.115	22.070	35.928	25.286	35.831	207.5	7	2:09.831 B	21.478	35.127	24.742	48.484	208.7
3	1:56.946	21.939	35.514	24.622	34.871	208.3	8	12:49.979 B	...	36.277	25.493	48.960	168.0
4	1:55.813	21.625	35.535	24.409	34.244	213.2	9	3:30.284	1:55.477	35.757	24.779	34.271	134.6
5	1:56.344	21.452	35.361	24.484	35.047	216.6	10	1:54.460	21.547	35.017	24.008	33.888	207.5
							11	1:55.152	21.551	35.255	24.472	33.874	207.9



European Talent Cup

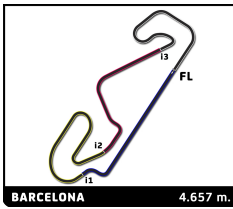
FIM JuniorGP - CIRCUIT BARCELONA-CATALUNYA

Free Practice 2 - Group B

Sector Analysis

— Invalidated Lap ■ Personal Best ■ Session Best B Crossing the pit lane

Lap	Time	Sector 1	Sector 2	Sector 3	Sector 4	T.Sp	Lap	Time	Sector 1	Sector 2	Sector 3	Sector 4	T.Sp	
12	1:55.371	21.362	35.411	24.991	33.607	209.5	4	1:59.462	21.988	35.918	24.897	36.659	209.1	
13	1:54.649	21.294	35.379	24.218	33.758	215.7	5	1:57.578	22.295	35.841	24.664	34.778	204.0	
10	Afonso ALMEIDA					PRT	6	2:10.394	B	21.846	35.522	24.338	48.688	217.4
	AGR TEAM					HONDA	7	16:29.631		...	37.379	26.047	38.009	145.7
1	5:15.710	3:40.847	36.223	24.386	34.254	166.0	8	1:56.670	21.757	35.469	24.509	34.935	213.6	
2	1:55.589	21.619	35.433	24.154	34.383	214.9	9	1:55.665	21.785	35.376	24.154	34.350	210.7	
3	1:54.776	21.547	35.163	24.161	33.905	216.6	10	1:55.386	21.734	35.231	24.205	34.216	214.4	
4	1:54.586	21.384	34.980	24.135	34.087	216.1	11	1:56.513		21.546	35.782	24.550	34.635	212.8
5	1:57.085	21.738	35.403	24.424	35.520	211.5	12	1:54.878	21.585	35.151	24.201	33.941	216.1	
6	2:10.027	B	21.890	35.251	24.326	48.560	210.3							
7	14:37.193		...	35.676	25.395	36.455	170.7							
8	1:55.378	21.762	34.980	24.504	34.132	214.0								
9	2:11.811	B	21.001	35.777	25.226	49.807	218.8							
10	3:25.041	1:48.711	37.090	24.966	34.274	163.2								
19	László LÖRINC					HUN	19	László LÖRINC						HUN
	SF Racing					HONDA		First Bike Academy						HONDA
1	4:22.771	2:47.073	36.098	24.795	34.805	155.1	1	4:11.605	2:34.030	37.010	25.171	35.394	156.2	
2	1:55.802	21.324	35.489	24.395	34.594	219.2	2	1:58.674	22.394	36.306	24.945	35.029	207.9	
3	1:55.534	21.516	35.285	24.403	34.330	216.6	3	2:00.509	22.220	36.035	24.914	37.340	207.9	
4	1:55.893	21.543	35.269	24.597	34.484	220.5	4	1:57.648	22.133	35.853	24.667	34.995	211.9	
5	1:55.122	21.498	35.062	24.279	34.283	217.0	5	1:56.554	21.679	35.730	24.674	34.471	213.2	
6	1:55.128	21.300	34.955	24.439	34.434	219.6	6	1:56.510	21.998	35.417	24.707	34.388	211.5	
7	1:55.142	21.383	34.908	24.516	34.335	216.1	7	1:55.839	21.557	35.642	24.553	34.087	216.1	
8	2:12.679	B	21.485	35.535	24.585	51.074	8	1:56.106	21.630	35.370	24.486	34.620	212.3	
9	11:36.824	9:58.448	36.237	25.425	36.714	163.2	9	2:13.318	B	22.475	36.952	24.914	48.977	203.6
10	1:54.952	21.598	35.097	24.229	34.028	219.2	10	9:38.707	8:02.646	36.471	24.630	34.960	168.3	
11	1:54.820	21.363	35.093	24.218	34.146	221.0	11	1:55.838	21.799	35.019	24.392	34.628	219.2	
12	1:54.967	21.286	35.089	24.099	34.493	217.9	12	1:55.516	20.931	35.504	24.618	34.463	220.1	
13	1:54.643	21.159	34.952	24.389	34.143	220.1	13	1:54.903	21.263	35.118	24.220	34.302	222.8	
14	1:55.137	21.282	34.962	24.241	34.652	219.2	14	1:55.173	21.084	35.378	24.253	34.458	217.0	
15	1:54.750	21.287	35.216	24.215	34.032	218.8	15	1:55.534	21.425	35.443	24.265	34.401	214.9	
							16	1:55.892	21.659	35.080	24.348	34.805	219.2	
15	Martim MARCO					PRT	15	Martim MARCO						PRT
	ilusion racing					HONDA		Fifty Motorsport						HONDA
1	4:15.016	2:36.008	37.812	25.341	35.855	148.1	1	4:24.736	2:48.475	36.460	25.010	34.791	161.8	
2	1:58.254	22.135	36.334	24.804	34.981	209.1	2	1:56.370	21.962	35.600	24.533	34.275	205.9	
3	1:57.543	21.893	35.986	24.731	34.933	208.3	3	1:55.698	21.738	35.191	24.414	34.355	209.1	
4	1:57.207	21.904	35.858	24.690	34.755	209.9	4	1:55.529	21.698	35.123	24.511	34.197	207.9	
5	1:56.874	21.777	35.759	24.565	34.773	209.9	5	1:55.867	21.654	35.292	24.499	34.422	207.9	
6	1:56.396	21.764	35.448	24.604	34.580	212.3	6	2:10.536	B	21.439	35.718	25.336	48.043	208.7
7	1:55.855	21.621	35.366	24.552	34.316	211.9	7	15:26.403		...	36.701	25.126	36.747	165.2
8	2:10.552	B	21.927	35.964	24.861	47.800	8	1:55.936	21.747	35.124	24.414	34.651	208.3	
9	11:35.403	9:56.330	37.991	24.947	36.135	160.1	9	1:56.550	21.611	35.634	24.485	34.820	212.3	
10	1:57.495	22.280	35.614	24.487	35.114	207.5	10	1:55.384	21.542	35.218	24.313	34.311	210.7	
11	1:55.837	21.560	35.453	24.221	34.603	220.5	11	1:55.403	21.463	35.271	24.598	34.071	210.7	
12	1:54.884	21.398	35.263	24.153	34.070	220.1	12	1:55.658	21.426	35.268	24.451	34.513	214.0	
13	1:56.622	21.418	35.050	24.578	35.576	222.3	13	1:55.141	21.215	35.354	24.434	34.138	209.9	
14	1:55.294	21.571	35.568	24.015	34.140	216.6								
15	1:54.645	21.311	34.903	23.874	34.557	220.1								
52	Jeremi WOJCIECHOWSKI					POL	36	Evan BOXBERGER						FRA
	KidzGp by Covacha R.T.					HONDA		JEG TAKE OFF GP						HONDA
1	4:52.727	3:16.775	36.325	24.828	34.799	156.7	1	4:22.432	2:45.949	36.111	24.815	35.557	159.4	
2	1:57.802	22.225	36.091	24.747	34.739	202.5	2	1:56.256	21.992	35.505	24.312	34.447	206.3	
3	2:10.386	26.258	37.005	25.017	42.106	208.3	3	1:55.522	21.673	35.174	24.421	34.254	214.4	
							4	1:55.868	21.564	35.454	24.378	34.472	219.2	
							5	1:55.353	21.535	35.270	24.188	34.360	220.5	
							6	1:56.368	21.898	35.528	24.503	34.439	217.4	
							7	2:04.476	21.430	35.671	25.057	42.318	220.1	
							8	1:56.334	21.748	35.537	24.405	34.644	209.9	
							9	2:07.147	B	21.974	35.559	24.490	45.124	209.1
							10	11:24.385	9:46.554	36.773	25.385	35.673	141.2	



European Talent Cup

FIM JuniorGP - CIRCUIT BARCELONA-CATALUNYA

Free Practice 2 - Group B

Sector Analysis

— Invalidated Lap ■ Personal Best ■ Session Best B Crossing the pit lane

Lap	Time	Sector 1	Sector 2	Sector 3	Sector 4	T.Spd	Lap	Time	Sector 1	Sector 2	Sector 3	Sector 4	T.Spd
11	1:56.535	21.969	35.642	24.501	34.423	209.9							
12	1:55.728	21.659	35.499	24.292	34.278	213.6							
13	1:55.825	21.526	35.362	24.409	34.528	216.1							
14	1:57.199	21.547	35.479	24.572	35.601	214.9							
15	1:55.464	21.610	35.168	24.381	34.305	218.3							

3	Jean K. TURNER	JPN
	Team Honda Laglisse	HONDA

1	3:29.899 B	1:25.977	39.602	27.331	56.989	113.7
2	2:24.360	43.694	38.666	25.615	36.385	157.6
3	2:00.714	22.652	36.862	25.433	35.767	205.1
4	1:59.686	22.395	36.388	25.238	35.665	206.7
5	2:09.347	28.573	39.285	25.597	35.892	204.0
6	1:58.678	23.170	35.621	24.954	34.933	197.0
7	2:04.090	22.175	37.521	25.613	38.781	211.1
8	1:57.652	22.200	35.761	24.784	34.907	207.9
9	2:14.176 B	22.320	35.934	24.896	51.026	205.1
10	11:15.638	9:37.009	37.295	25.637	35.697	127.9
11	1:57.541	22.266	35.718	24.798	34.759	208.3
12	1:57.625	22.101	35.690	24.900	34.934	205.9
13	1:57.251	22.123	35.924	24.678	34.526	207.5
14	1:57.295	22.118	35.651	24.862	34.664	212.3
15	1:57.289	21.855	35.739	24.897	34.798	215.7