

European Talent Cup

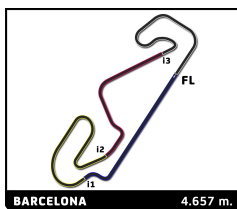
FIM JuniorGP - CIRCUIT BARCELONA-CATALUNYA

Free Practice 2 - Group B

Slow Sector Analysis (114%)

Personal Best Session Best B Crossing the pit lane

Lap	Time	Sector 1	Sector 2	Sector 3	Sector 4	Elapsed	Lap	Time	Sector 1	Sector 2	Sector 3	Sector 4	Elapsed
3 Jean K. TURNER JPN							4 1:54.586 21.384 34.980 24.135 34.087 11:00.661						
Team Honda Laglisse HONDA							5 1:57.085 21.738 35.403 24.424 35.520 12:57.746						
1	3:29.899 B	1:25.977	39.602	27.331	56.989	3:29.899	6	2:10.027 B	21.890	35.251	24.326	48.560	15:07.773
2	2:24.360	43.694	38.666	25.615	36.385	5:54.259	7	14:37.193	...	35.676	25.395	36.455	29:44.966
3	2:00.714	22.652	36.862	25.433	35.767	7:54.973	8	1:55.378	21.762	34.980	24.504	34.132	31:40.344
4	1:59.686	22.395	36.388	25.238	35.665	9:54.659	9	2:11.811 B	21.001	35.777	25.226	49.807	33:52.155
5	2:09.347	28.573	39.285	25.597	35.892	12:04.006	10	3:25.041	1:48.711	37.090	24.966	34.274	37:17.196
6	1:58.678	23.170	35.621	24.954	34.933	14:02.684	11 David GONZÁLEZ ESP						
7	2:04.090	22.175	37.521	25.613	38.781	16:06.774	AC RACING TEAM HONDA						
8	1:57.652	22.200	35.761	24.784	34.907	18:04.426	1	4:50.450	3:16.008	35.709	24.340	34.393	4:50.450
9	2:14.176 B	22.320	35.934	24.896	51.026	20:18.602	2	1:55.199	21.818	35.136	24.141	34.104	6:45.649
10	11:15.638	9:37.009	37.295	25.637	35.697	31:34.240	3	2:05.063	28.889	36.522	24.063	35.589	8:50.712
11	1:57.541	22.266	35.718	24.798	34.759	33:31.781	4	1:53.906	21.391	34.642	23.930	33.943	10:44.618
12	1:57.625	22.101	35.690	24.900	34.934	35:29.406	5	1:53.943	21.460	34.739	24.004	33.740	12:38.561
13	1:57.251	22.123	35.924	24.678	34.526	37:26.657	6	2:00.964	27.366	35.552	23.984	34.062	14:39.525
14	1:57.295	22.118	35.651	24.862	34.664	39:23.952	7	1:53.555	21.421	34.678	23.834	33.622	16:33.080
15	1:57.289	21.855	35.739	24.897	34.798	41:21.241	8	2:09.451 B	21.741	36.053	24.537	47.120	18:42.531
7 Beñat FERNÁNDEZ ESP							9	11:05.056	9:28.608	34.891	24.349	37.208	29:47.587
Frando Racing VHC Team HONDA							10	1:53.114	21.082	34.215	23.711	34.106	31:40.701
1	4:07.272	2:32.303	36.105	24.423	34.441	4:07.272	11	1:54.637	20.828	35.361	24.461	33.987	33:35.338
2	2:07.625 B	21.757	35.361	24.126	46.381	6:14.897	12	1:52.189	20.770	34.353	23.731	33.335	35:27.527
3	2:34.540	50.532	35.413	27.420	41.175	8:49.437	13	1:52.280	21.109	34.382	23.697	33.092	37:19.807
4	1:55.484	21.685	35.305	24.368	34.126	10:44.921	14	1:52.108	20.906	34.226	23.650	33.326	39:11.915
5	1:54.205	21.395	34.962	24.019	33.829	12:39.126	15	1:58.591	25.511	35.215	24.319	33.546	41:10.506
6	1:55.343	21.416	35.231	24.348	34.348	14:34.469	14 Edu GUTIÉRREZ ESP						
7	1:57.707	21.638	35.698	24.879	35.492	16:32.176	CFMOTO Aspar Junior Team HONDA						
8	2:07.773 B	21.457	35.185	24.326	46.805	18:39.949	1	4:35.077	2:58.048	36.673	24.949	35.407	4:35.077
9	11:04.399	9:24.740	37.522	25.034	37.103	29:44.348	2	1:56.385	21.676	35.611	24.461	34.637	6:31.462
10	1:53.511	21.288	34.881	23.844	33.498	31:37.859	3	1:58.332	21.740	36.303	24.911	35.378	8:29.794
11	2:05.654 B	21.260	34.742	23.946	45.706	33:43.513	4	2:11.995 B	21.666	35.753	24.823	49.753	10:41.789
12	2:18.907	38.156	36.841	25.774	38.136	36:02.420	5	17:55.853 B	...	37.810	25.029	50.086	28:37.642
13	1:54.945	21.560	35.180	24.226	33.979	37:57.365	6	3:01.650	1:22.463	36.920	25.794	36.473	31:39.292
14	1:58.622	21.731	36.098	25.017	35.776	39:55.987	7	1:56.502	21.500	35.494	24.704	34.804	33:35.794
15	1:54.973	21.552	35.125	24.229	34.067	41:50.960	8	1:54.866	20.942	34.762	23.959	35.203	35:30.660
8 Edoardo BERTOLA ITA							9	1:54.308	21.017	35.102	24.226	33.963	37:24.968
EAGLE-1 HONDA							10	1:56.298	21.254	35.857	24.883	34.304	39:21.266
1	3:32.877	1:54.369	36.619	24.667	37.222	3:32.877	11	1:56.544	21.181	35.414	24.520	35.429	41:17.810
2	1:56.251	21.867	35.473	24.395	34.516	5:29.128	15 Martim MARCO PRT						
3	1:55.580	21.568	35.429	24.157	34.426	7:24.708	Fifty Motorsport HONDA						
4	1:55.617	21.561	35.420	24.352	34.284	9:20.325	1	4:24.736	2:48.475	36.460	25.010	34.791	4:24.736
5	1:59.126	22.552	36.883	24.764	34.927	11:19.451	2	1:56.370	21.962	35.600	24.533	34.275	6:21.106
6	1:55.293	21.513	35.270	24.259	34.251	13:14.744	3	1:55.698	21.738	35.191	24.414	34.355	8:16.804
7	2:08.552 B	21.425	35.512	24.413	47.202	15:23.296	4	1:55.529	21.698	35.123	24.511	34.197	10:12.333
8	18:46.150	...	41.554	26.341	36.178	34:09.446	5	1:55.867	21.654	35.292	24.499	34.422	12:08.200
9	1:54.548	21.466	35.163	24.124	33.795	36:03.994	6	2:10.536 B	21.439	35.718	25.336	48.043	14:18.736
10	1:53.648	21.375	34.785	24.095	33.393	37:57.642	7	15:26.403	...	36.701	25.126	36.747	29:45.139
11	1:58.952	22.489	35.733	24.567	36.163	39:56.594	8	1:55.936	21.747	35.124	24.414	34.651	31:41.075
12	1:54.369	21.335	35.082	24.065	33.887	41:50.963	9	1:56.550	21.611	35.634	24.485	34.820	33:37.625
10 Afonso ALMEIDA PRT							10	1:55.384	21.542	35.218	24.313	34.311	35:33.009
AGR TEAM HONDA							11	1:55.403	21.463	35.271	24.598	34.071	37:28.412
1	5:15.710	3:40.847	36.223	24.386	34.254	5:15.710	12	1:55.658	21.426	35.268	24.451	34.513	39:24.070
2	1:55.589	21.619	35.433	24.154	34.383	7:11.299	13	1:55.141	21.215	35.354	24.434	34.138	41:19.211
3	1:54.776	21.547	35.163	24.161	33.905	9:06.075							



European Talent Cup

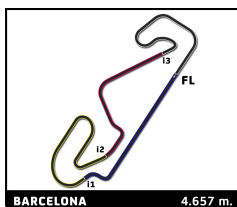
FIM JuniorGP - CIRCUIT BARCELONA-CATALUNYA

Free Practice 2 - Group B

Slow Sector Analysis (114%)

Personal Best Session Best B Crossing the pit lane

Lap	Time	Sector 1	Sector 2	Sector 3	Sector 4	Elapsed	Lap	Time	Sector 1	Sector 2	Sector 3	Sector 4	Elapsed
18 Mathias TAMBURINI ITA							3 1:54.750 21.144 35.237 24.254 34.115 9:05.180						
TEAM ECHOVIT PASINI RACING HONDA							4 1:55.187 21.467 35.249 24.227 34.244 11:00.367						
1	5:16.131	3:40.026	36.512	24.797	34.796	5:16.131	5	2:01.640	22.131	38.835	24.534	36.140	13:02.007
2	1:55.075	21.439	35.301	24.143	34.192	7:11.206	6	1:55.096	21.482	35.309	24.148	34.157	14:57.103
3	1:55.140	21.357	35.182	24.346	34.255	9:06.346	7	2:09.831 B	21.478	35.127	24.742	48.484	17:06.934
4	1:54.707	21.417	35.426	24.014	33.850	11:01.053	8	12:49.979 B	...	36.277	25.493	48.960	29:56.913
5	1:56.463	21.175	35.452	24.558	35.278	12:57.516	9	3:30.284	1:55.477	35.757	24.779	34.271	33:27.197
6	2:10.170 B	21.970	35.209	24.323	48.668	15:07.686	10	1:54.460	21.547	35.017	24.008	33.888	35:21.657
7	14:35.938	...	36.780	24.908	36.527	29:43.624	11	1:55.152	21.551	35.255	24.472	33.874	37:16.809
8	1:55.969	21.771	35.615	24.257	34.326	31:39.593	12	1:55.371	21.362	35.411	24.991	33.607	39:12.180
9	1:55.553	21.689	35.535	24.211	34.118	33:35.146	13	1:54.649	21.294	35.379	24.218	33.758	41:06.829
10	1:54.374	21.399	34.868	24.066	34.041	35:29.520	27 Kerman TINEZ VEN						
11	1:54.897	21.400	35.037	24.359	34.101	37:24.417	MIR RACING FINETWORK TEAM HONDA						
12	1:57.499	21.244	35.273	24.588	36.394	39:21.916	1	5:15.438	3:40.998	35.851	24.446	34.143	5:15.438
13	1:54.975	21.476	35.016	24.185	34.298	41:16.891	2	1:54.860	21.519	35.111	24.317	33.913	7:10.298
19 László LÖRINC HUN							3 1:55.662 21.446 35.587 24.448 34.181 9:05.960						
First Bike Academy HONDA							4 1:56.607 21.585 35.009 24.203 35.810 11:02.567						
1	4:11.605	2:34.030	37.010	25.171	35.394	4:11.605	5	1:54.909	21.444	35.161	24.027	34.277	12:57.476
2	1:58.674	22.394	36.306	24.945	35.029	6:10.279	6	2:10.610 B	21.694	35.267	24.436	49.213	15:08.086
3	2:00.509	22.220	36.035	24.914	37.340	8:10.788	7	14:35.313	...	35.776	25.462	35.381	29:43.399
4	1:57.648	22.133	35.853	24.667	34.995	10:08.436	8	1:54.305	21.556	34.811	24.157	33.781	31:37.704
5	1:56.554	21.679	35.730	24.674	34.471	12:04.990	9	1:54.133	21.572	34.791	23.856	33.914	33:31.837
6	1:56.510	21.998	35.417	24.707	34.388	14:01.500	10	1:53.648	21.312	34.561	24.111	33.664	35:25.485
7	1:55.839	21.557	35.642	24.553	34.087	15:57.339	11	1:53.554	21.449	34.805	24.048	33.252	37:19.039
8	1:56.106	21.630	35.370	24.486	34.620	17:53.445	12	1:53.200	21.091	34.965	23.799	33.345	39:12.239
9	2:13.318 B	22.475	36.952	24.914	48.977	20:06.763	13	1:57.177	21.938	36.514	24.566	34.159	41:09.416
10	9:38.707	8:02.646	36.471	24.630	34.960	29:45.470	28 Alejandra FERNÁNDEZ ESP						
11	1:55.838	21.799	35.019	24.392	34.628	31:41.308	SF Racing HONDA						
12	1:55.516	20.931	35.504	24.618	34.463	33:36.824	1	4:22.771	2:47.073	36.098	24.795	34.805	4:22.771
13	1:54.903	21.263	35.118	24.220	34.302	35:31.727	2	1:55.802	21.324	35.489	24.395	34.594	6:18.573
14	1:55.173	21.084	35.378	24.253	34.458	37:26.900	3	1:55.534	21.516	35.285	24.403	34.330	8:14.107
15	1:55.534	21.425	35.443	24.265	34.401	39:22.434	4	1:55.893	21.543	35.269	24.597	34.484	10:10.000
16	1:55.892	21.659	35.080	24.348	34.805	41:18.326	5	1:55.122	21.498	35.062	24.279	34.283	12:05.122
22 Jesús TORRES ESP							6 1:55.128 21.300 34.955 24.439 34.434 14:00.250						
Team Estrella Galicia 0,0 HONDA							7 1:55.142 21.383 34.908 24.516 34.335 15:55.392						
1	5:15.465	3:40.919	35.867	24.562	34.117	5:15.465	8	2:12.679 B	21.485	35.535	24.585	51.074	18:08.071
2	1:54.771	21.305	35.185	24.298	33.983	7:10.236	9	11:36.824	9:58.448	36.237	25.425	36.714	29:44.895
3	1:56.615	21.994	36.121	24.287	34.213	9:06.851	10	1:54.952	21.598	35.097	24.229	34.028	31:39.847
4	1:53.863	21.098	34.766	24.097	33.902	11:00.714	11	1:54.820	21.363	35.093	24.218	34.146	33:34.667
5	2:05.241	24.523	35.677	24.465	40.576	13:05.955	12	1:54.967	21.286	35.089	24.099	34.493	35:29.634
6	1:54.094	21.290	34.900	24.033	33.871	15:00.049	13	1:54.643	21.159	34.952	24.389	34.143	37:24.277
7	1:54.397	21.240	35.069	24.039	34.049	16:54.446	14	1:55.137	21.282	34.962	24.241	34.652	39:19.414
8	2:08.349 B	20.922	35.556	24.608	47.263	19:02.795	15	1:54.750	21.287	35.216	24.215	34.032	41:14.164
9	10:54.414 B	9:03.557	36.371	25.661	48.825	29:57.209	30 Matthias ROSTAGNI FRA						
10	3:32.133	1:56.295	36.243	24.476	35.119	33:29.342	BRS - Brechon Racing School HONDA						
11	1:53.937	21.370	34.834	23.978	33.755	35:23.279	1	3:28.659	1:51.753	36.662	25.286	34.958	3:28.659
12	1:53.542	21.339	34.807	23.884	33.512	37:16.821	2	1:59.115	22.070	35.928	25.286	35.831	5:27.774
13	2:02.859	21.168	40.322	25.498	35.871	39:19.680	3	1:56.946	21.939	35.514	24.622	34.871	7:24.720
14	1:53.574	21.064	34.825	24.025	33.660	41:13.254	4	1:55.813	21.625	35.535	24.409	34.244	9:20.533
26 Pau ALSINA ESP							5 1:56.344 21.452 35.361 24.484 35.047 11:16.877						
Team Estrella Galicia 0,0 HONDA							6 1:58.412 21.874 37.616 24.513 34.409 13:15.289						
1	5:15.752	3:41.829	35.625	24.135	34.163	5:15.752	7	2:07.716 B	21.406	35.104	24.370	46.836	15:23.005
2	1:54.678	21.366	35.114	24.243	33.955	7:10.430	8	14:21.811	...	35.812	24.613	35.555	29:44.816
							9	1:55.478	21.486	35.143	24.440	34.409	31:40.294



European Talent Cup

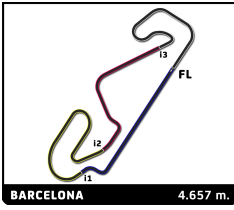
FIM JuniorGP - CIRCUIT BARCELONA-CATALUNYA

Free Practice 2 - Group B

Slow Sector Analysis (114%)

Personal Best Session Best B Crossing the pit lane

Lap	Time	Sector 1	Sector 2	Sector 3	Sector 4	Elapsed	Lap	Time	Sector 1	Sector 2	Sector 3	Sector 4	Elapsed
10	1:56.117	21.183	35.505	24.873	34.556	33:36.411	14	1:53.920	21.360	35.240	23.854	33.466	39:12.578
11	1:54.331	21.243	34.840	24.334	33.914	35:30.742	15	1:53.998	21.350	34.671	24.300	33.677	41:06.576
12	1:54.889	21.147	35.068	24.134	34.540	37:25.631	52 Jeremi WOJCIECHOWSKI POL						
13	1:55.533	21.428	35.172	24.644	34.289	39:21.164	KidzGp by Covacha R.T. HONDA						
14	1:55.089	21.522	34.934	24.453	34.180	41:16.253	1	4:52.727	3:16.775	36.325	24.828	34.799	4:52.727
35 Vasileios PANTELEAKIS GRC							2	1:57.802	22.225	36.091	24.747	34.739	6:50.529
AC RACING TEAM HONDA							3	2:10.386	26.258	37.005	25.017	42.106	9:00.915
1	4:51.054	3:16.944	35.507	24.509	34.094	4:51.054	4	1:59.462	21.988	35.918	24.897	36.659	11:00.377
2	1:56.335	21.749	35.453	24.590	34.543	6:47.389	5	1:57.578	22.295	35.841	24.664	34.778	12:57.955
3	2:03.506	27.406	36.982	24.445	34.673	8:50.895	6	2:10.394 B	21.846	35.522	24.338	48.688	15:08.349
4	1:54.901	21.435	35.000	24.299	34.167	10:45.796	7	16:29.631	...	37.379	26.047	38.009	31:37.980
5	1:55.012	21.525	35.098	24.245	34.144	12:40.808	8	1:56.670	21.757	35.469	24.509	34.935	33:34.650
6	1:59.428	24.187	36.980	24.144	34.117	14:40.236	9	1:55.665	21.785	35.376	24.154	34.350	35:30.315
7	1:54.430	21.369	34.904	24.168	33.989	16:34.666	10	1:55.386	21.734	35.231	24.205	34.216	37:25.701
8	2:10.571 B	21.719	35.520	24.563	48.769	18:45.237	11	1:56.513	21.546	35.782	24.550	34.635	39:22.214
9	11:02.255	9:26.358	35.246	24.216	36.435	29:47.492	12	1:54.878	21.585	35.151	24.201	33.941	41:17.092
10	1:54.534	21.581	34.796	24.054	34.103	31:42.026	69 Fernando BUJOSA ESP						
11	1:54.629	21.263	34.925	24.127	34.314	33:36.655	Team Estrella Galicia 0,0 HONDA						
12	1:57.921	21.517	35.164	24.734	36.506	35:34.576	1	5:16.192	3:41.192	36.040	24.601	34.359	5:16.192
13	1:54.612	21.532	35.119	24.189	33.772	37:29.188	2	1:54.188	21.465	34.868	24.015	33.840	7:10.380
14	1:54.162	21.366	34.804	24.078	33.914	39:23.350	3	1:54.879	21.443	35.196	24.187	34.053	9:05.259
15	1:54.708	21.259	34.967	23.978	34.504	41:18.058	4	1:55.841	21.286	36.436	24.091	34.028	11:01.100
36 Evan BOXBERGER FRA							5	2:12.333 B	23.005	36.932	24.490	47.906	13:13.433
JEG TAKE OFF GP HONDA							6	16:31.179	...	37.392	25.282	37.207	29:44.612
1	4:22.432	2:45.949	36.111	24.815	35.557	4:22.432	7	1:55.456	21.972	35.009	24.403	34.072	31:40.068
2	1:56.256	21.992	35.505	24.312	34.447	6:18.688	8	1:55.669	21.393	35.593	24.475	34.208	33:35.737
3	1:55.522	21.673	35.174	24.421	34.254	8:14.210	9	1:54.083	21.397	34.810	24.107	33.769	35:29.820
4	1:55.868	21.564	35.454	24.378	34.472	10:10.078	10	2:05.772 B	21.583	34.802	24.284	45.103	37:35.592
5	1:55.353	21.535	35.270	24.188	34.360	12:05.431	11	3:05.734	1:30.495	35.783	24.811	34.645	40:41.326
6	1:56.368	21.898	35.528	24.503	34.439	14:01.799	81 Matteo GABARRINI ITA						
7	2:04.476	21.430	35.671	25.057	42.318	16:06.275	TEAM ECHOVIT PASINI RACING HONDA						
8	1:56.334	21.748	35.537	24.405	34.644	18:02.609	1	4:49.924	3:09.692	38.813	25.577	35.842	4:49.924
9	2:07.147 B	21.974	35.559	24.490	45.124	20:09.756	2	1:57.784	22.371	35.859	24.677	34.877	6:47.708
10	11:24.385	9:46.554	36.773	25.385	35.673	31:34.141	3	1:56.760	21.523	35.721	24.618	34.898	8:44.468
11	1:56.535	21.969	35.642	24.501	34.423	33:30.676	4	1:56.189	21.545	35.523	24.467	34.654	10:40.657
12	1:55.728	21.659	35.499	24.292	34.278	35:26.404	5	1:56.381	21.568	35.469	24.500	34.844	12:37.038
13	1:55.825	21.526	35.362	24.409	34.528	37:22.229	6	1:57.618	21.917	36.809	24.466	34.426	14:34.656
14	1:57.199	21.547	35.479	24.572	35.601	39:19.428	7	1:56.044	21.344	35.569	24.418	34.713	16:30.700
15	1:55.464	21.610	35.168	24.381	34.305	41:14.892	8	2:14.985 B	22.790	37.351	24.732	50.112	18:45.685
45 Alex LONGARELA ESP							9	10:59.025	9:18.960	36.718	25.221	38.126	29:44.710
LIQUI MOLY HUSQVARNA INTACT GI HONDA							10	1:55.059	21.367	35.226	24.230	34.236	31:39.769
1	4:22.847	2:47.966	35.705	24.547	34.629	4:22.847	11	1:56.433	21.331	35.648	24.630	34.824	33:36.202
2	1:55.802	21.393	35.518	24.343	34.548	6:18.649	12	1:55.075	21.212	35.372	24.216	34.275	35:31.277
3	1:54.716	21.441	34.925	24.310	34.040	8:13.365	13	1:55.406	21.165	35.140	24.675	34.426	37:26.683
4	2:13.672 B	21.953	36.538	24.663	50.518	10:27.037	14	1:55.785	21.275	35.646	24.260	34.604	39:22.468
5	2:15.904	41.659	35.757	24.341	34.147	12:42.941	15	1:54.457	21.156	35.035	23.912	34.354	41:16.925
6	1:54.580	21.496	34.986	24.317	33.781	14:37.521	88 Nikola MIROSLAVOV BGR						
7	1:54.032	21.314	34.691	24.049	33.978	16:31.553	ilusion racing HONDA						
8	1:56.220	22.327	35.595	24.105	34.193	18:27.773	1	4:15.016	2:36.008	37.812	25.341	35.855	4:15.016
9	2:18.031 B	24.595	37.052	25.248	51.136	20:45.804	2	1:58.254	22.135	36.334	24.804	34.981	6:13.270
10	9:40.244	8:06.058	35.717	24.337	34.132	30:26.048	3	1:57.543	21.893	35.986	24.731	34.933	8:10.813
11	1:55.127	21.754	35.104	24.302	33.967	32:21.175	4	1:57.207	21.904	35.858	24.690	34.755	10:08.020
12	2:13.210 B	21.565	36.487	24.617	50.541	34:34.385	5	1:56.874	21.777	35.759	24.565	34.773	12:04.894
13	2:44.273	1:09.527	36.120	24.525	34.101	37:18.658							



European Talent Cup
FIM JuniorGP - CIRCUIT BARCELONA-CATALUNYA
Free Practice 2 - Group B

Slow Sector Analysis (114%)

Personal Best Session Best B Crossing the pit lane

Lap	Time	Sector 1	Sector 2	Sector 3	Sector 4	Elapsed	Lap	Time	Sector 1	Sector 2	Sector 3	Sector 4	Elapsed
6	1:56.396	21.764	35.448	24.604	34.580	14:01.290							
7	1:55.855	21.621	35.366	24.552	34.316	15:57.145							
8	2:10.552 B	21.927	35.964	24.861	47.800	18:07.697							
9	11:35.403	9:56.330	37.991	24.947	36.135	29:43.100							
10	1:57.495	22.280	35.614	24.487	35.114	31:40.595							
11	1:55.837	21.560	35.453	24.221	34.603	33:36.432							
12	1:54.884	21.398	35.263	24.153	34.070	35:31.316							
13	1:56.622	21.418	35.050	24.578	35.576	37:27.938							
14	1:55.294	21.571	35.568	24.015	34.140	39:23.232							
15	1:54.645	21.311	34.903	23.874	34.557	41:17.877							

97	Marco MORELLI	ARG				
	MLav Racing	HONDA				
1	5:13.766	3:40.121	35.631	24.267	33.747	5:13.766
2	1:53.095	21.379	34.581	23.771	33.364	7:06.861
3	1:52.641	21.251	34.410	23.820	33.160	8:59.502
4	1:52.473	21.194	34.270	23.764	33.245	10:51.975
5	1:52.381	21.271	34.289	23.647	33.174	12:44.356
6	1:52.421	21.165	34.469	23.658	33.129	14:36.777
7	2:08.856 B	21.598	35.497	23.824	47.937	16:45.633
8	13:10.695 B	...	36.291	25.492	48.489	29:56.328
9	5:00.473	3:27.467	35.395	24.168	33.443	34:56.801
10	1:52.994	21.314	34.578	23.826	33.276	36:49.795
11	1:52.614	21.220	34.512	23.733	33.149	38:42.409
12	1:52.519	21.192	34.435	23.741	33.151	40:34.928