

European Talent Cup

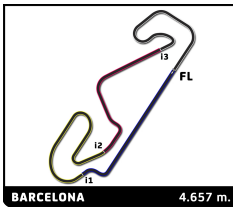
FIM JuniorGP - CIRCUIT BARCELONA-CATALUNYA

Practice - Grupo A

Sector Analysis

— Invalidated Lap ■ Personal Best ■ Session Best B Crossing the pit lane

Lap	Time	Sector 1	Sector 2	Sector 3	Sector 4	T.Spd	Lap	Time	Sector 1	Sector 2	Sector 3	Sector 4	T.Spd	
92	Pablo OLIVARES						ESP	17	2:08.992	23.214	39.536	26.798	39.444	214.9
	MIR RACING FINETWORK TEAM						HONDA	18	2:40.248B	25.203	45.369	32.557	57.119	209.9
1	3:05.405	1:09.372	44.437	29.144	42.452	163.5								
2	2:17.836	24.786	41.823	28.839	42.388	210.3								
3	2:15.696	24.238	41.831	28.477	41.150	215.3								
4	2:15.786	24.585	41.905	28.160	41.136	213.2								
5	2:14.464	24.162	41.206	28.399	40.697	209.9								
6	2:14.327	24.142	41.463	27.913	40.809	208.3								
7	2:12.179	23.905	40.519	27.346	40.409	208.3								
8	2:10.810	23.219	40.286	27.304	40.001	211.5								
9	2:11.941	23.667	40.729	27.156	40.389	208.7								
10	2:09.461	23.299	39.677	26.969	39.516	214.0								
11	2:09.712	23.136	39.648	27.078	39.850	215.7								
12	2:09.394	23.981	39.405	26.883	39.125	214.0								
13	2:08.995	22.969	39.464	26.861	39.701	219.2								
14	2:16.154	23.249	40.227	27.838	44.840	213.6								
15	2:08.663	23.345	39.364	26.805	39.149	215.3								
16	2:14.934	27.243	41.073	27.144	39.474	211.9								
17	2:09.448	23.372	39.464	27.253	39.359	217.4								
18	2:34.789B	23.109	39.678	34.773	57.229	212.8								
71	Carlos CANO						ESP	17	2:08.992	23.214	39.536	26.798	39.444	214.9
	SeventyTwo Artbox Racing Team						HONDA	18	2:40.248B	25.203	45.369	32.557	57.119	209.9
1	2:56.048	50.649	48.080	31.932	45.387	148.9								
2	2:22.282	25.503	44.311	29.437	43.031	205.1								
3	2:19.564	24.974	43.407	28.659	42.524	207.9								
4	2:17.323	24.753	42.654	28.422	41.494	210.7								
5	2:14.659	24.281	41.283	28.227	40.868	213.6								
6	2:13.796	24.038	41.046	27.968	40.744	209.5								
7	2:11.896	23.422	40.523	27.587	40.364	212.8								
8	2:11.840	23.737	40.193	27.382	40.528	209.5								
9	2:10.200	23.263	39.862	27.244	39.831	216.1								
10	2:10.118	23.431	39.607	27.355	39.725	211.9								
11	2:09.993	23.449	39.701	27.194	39.649	213.6								
12	2:09.026	23.387	39.410	27.157	39.072	214.4								
13	2:24.964B	24.809	40.661	28.050	51.444	204.7								
14	5:44.217	3:55.451	41.034	27.979	39.753	161.5								
15	2:09.352	23.297	39.314	27.315	39.426	211.1								
16	2:21.489B	23.114	39.329	27.297	51.749	214.9								
70	Kristian DANIEL JR						USA	17	2:08.992	23.214	39.536	26.798	39.444	214.9
	AGR TEAM						HONDA	18	2:40.248B	25.203	45.369	32.557	57.119	209.9
1	4:07.653	2:03.199	46.338	31.175	46.941	94.4								
2	2:22.806	25.136	43.680	29.512	44.478	204.7								
3	2:19.959	25.142	42.978	29.122	42.717	206.7								
4	2:17.185	24.600	41.948	28.619	42.018	207.1								
5	2:16.915	24.378	41.791	28.513	42.233	206.7								
6	2:15.380	24.108	41.171	28.562	41.539	205.9								
7	2:13.564	24.015	40.792	27.956	40.801	205.1								
8	2:28.724B	24.028	40.630	28.361	55.705	206.7								
9	9:19.425	7:31.304	40.318	27.892	39.911	165.0								
10	2:08.973	23.337	38.972	27.205	39.459	209.5								
11	2:14.278	24.324	42.305	27.633	40.016	216.1								
12	2:12.260	23.027	39.469	27.464	42.300	217.9								
13	2:08.859	23.367	38.909	27.328	39.255	211.9								
14	2:38.756B	23.230	39.754	33.823	1:01.949	215.7								
25	Gonzalo PÉREZ						ESP	17	2:08.992	23.214	39.536	26.798	39.444	214.9
	Team Larresport						HONDA	18	2:40.248B	25.203	45.369	32.557	57.119	209.9
1	3:12.773	1:12.150	45.813	30.619	44.191	161.1								
2	2:19.589	25.073	43.200	29.146	42.170	204.4								
3	2:18.491	24.901	42.126	29.242	42.222	209.9								
4	2:18.323	24.830	42.067	29.204	42.222	211.5								
5	2:15.993	24.416	41.831	28.490	41.256	210.7								
6	2:13.871	24.133	40.976	28.260	40.502	209.5								
7	2:12.966	24.036	40.713	28.093	40.124	207.1								
8	2:11.948	23.810	40.064	27.829	40.245	211.1								
9	2:31.022B	24.191	41.870	29.413	55.548	211.5								
10	5:41.977	3:48.627	42.487	29.107	41.756	164.7								
11	2:12.227	23.780	40.417	27.914	40.116	214.4								
12	2:10.684	23.593	40.137	27.423	39.531	214.0								
13	2:09.308	23.430	39.325	27.248	39.305	212.8								
14	2:09.261	23.213	39.486	27.405	39.157	213.2								
15	2:09.287	23.420	39.340	27.400	39.127	212.3								
16	2:33.407B	23.334	39.405	30.602	1:00.066	212.3								
31	Giulio PUGLIESE						ITA	17	2:08.992	23.214	39.536	26.798	39.444	214.9
	CFMOTO Aspar Junior Team						HONDA	18	2:40.248B	25.203	45.369	32.557	57.119	209.9
1	3:02.127	1:02.646	45.586	29.902	43.993	144.2								
2	2:35.965B	25.025	43.783	29.326	57.831	202.1								
3	2:49.428	55.437	43.317	28.613	42.061	163.7								
4	2:15.954	24.274	41.850	28.065	41.765	214.4								
5	2:14.654	23.873	41.495	28.270	41.016	213.6								
6	2:14.475	24.124	41.042	28.310	40.999	213.6								
7	2:13.740	23.901	41.250	28.075	40.514	215.3								
8	2:13.326	23.944	40.796	27.571	41.015	214.4								
9	2:14.285	23.692	40.602	27.616	42.375	215.7								
10	2:11.564	23.539	40.323	27.299	40.403	215.7								
11	2:11.139	23.575	40.137	27.424	40.003	215.3								
12	2:10.610	23.413	39.880	27.375	39.942	215.3								
13	2:10.163	23.322	39.990	27.087	39.764	215.3								
14	2:10.492	23.551	39.940	27.058	39.943	214.9								
15	2:10.511	23.573	39.787	27.363	39.788	214.9								
16	2:09.674	23.244	39.700	27.054	39.676	215.3								
95	Leonardo ZANNI						ITA	17	2:08.992	23.214	39.536	26.798	39.444	214.9
	MIR RACING FINETWORK TEAM						HONDA	18	2:40.248B	25.203	45.369	32.557	57.119	209.9
1	3:05.878	1:09.133	44.960	29.109	42.676	166.0								
2	2:17.761	24.558	41.799	28.910	42.494	212.8								
3	2:16.791	24.066	41.971	28.609	42.145	216.6								
4	2:15.275	23.966	41.814	28.066	41.429	213.2								
5	2:14.930	24.056	41.285	28.391	41.198	214.9								
6	2:13.447	23.538	40.938	27.979	40.992	216.1								
7	2:12.958	23.867	40.719	27.668	40.704	213.6								
8	2:11.394	23.548	40.002	27.391	40.453	213.6								
9	2:30.327B	24.536	42.398	28.249	55.144	211.1								
10	6:09.244	4:15.306	43.848	28.343	41.747	131.5								
11	2:10.768	23.298	40.041	27.179	40.250	214.9								
12	2:11.072	23.247	40.006	27.383	40.436	214.0								
13	2:15.573	26.025	42.204	27.334	40.010	209.5								
14	2:10.080	23.252	39.730	27.371	39.727	217.0								



European Talent Cup

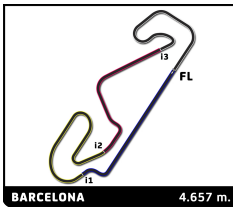
FIM JuniorGP - CIRCUIT BARCELONA-CATALUNYA

Practice - Grupo A

Sector Analysis

— Invalidated Lap ■ Personal Best ■ Session Best B Crossing the pit lane

Lap	Time	Sector 1	Sector 2	Sector 3	Sector 4	T.Spd	Lap	Time	Sector 1	Sector 2	Sector 3	Sector 4	T.Spd	
15	2:09.556	22.977	39.592	27.074	39.913	215.3	73 Valentin PERRONE ARG Frando Racing VHC Team HONDA	1	3:00.946	1:02.010	45.032	30.026	43.878	167.0
16	2:36.703B	23.581	39.701	34.776	58.645	211.5		2	2:21.028	25.245	44.094	28.837	42.852	209.9
34 Seiryu IKEGAMI JPN GAS UP RACING TEAM HONDA								3	2:18.373	24.567	42.683	28.498	42.625	209.9
1	3:01.704	1:01.989	45.718	29.846	44.151	147.7		4	2:17.019	24.614	42.219	28.647	41.539	212.3
2	2:21.365	24.913	43.873	28.875	43.704	211.5		5	2:14.407	24.190	41.333	27.817	41.067	213.2
3	2:16.256	24.389	42.008	28.433	41.426	211.1		6	2:13.565	24.081	41.052	27.844	40.588	214.0
4	2:16.007	24.850	41.463	28.271	41.423	215.7		7	2:13.176	23.861	40.941	27.584	40.790	216.6
5	2:14.464	23.931	40.972	28.467	41.094	212.8		8	2:12.014	23.544	40.330	27.707	40.433	214.9
6	2:13.675	23.865	40.912	27.803	41.095	210.3		9	2:25.879B	23.702	40.788	27.642	53.747	213.6
7	2:13.117	24.218	40.452	27.439	41.008	206.3		10	10:34.906	8:38.980	45.227	27.843	42.856	124.4
8	2:10.639	23.766	39.987	27.014	39.872	211.1		11	2:13.492	24.035	41.599	27.750	40.108	216.6
9	2:26.235B	23.776	40.187	27.209	55.063	211.1		12	2:10.580	23.389	40.087	27.379	39.725	217.9
10	10:36.985	8:47.799	41.181	27.219	40.786	125.0		13	2:10.368	23.322	39.798	27.337	39.911	212.3
11	2:11.458	24.061	40.715	27.005	39.677	215.7		14	2:31.943B	23.278	39.804	34.115	54.746	214.9
12	2:14.339	23.821	39.828	27.749	42.941	214.4	37 Marianos NIKOLIS AUS Team Estrella Galicia 0,0 HONDA							
13	2:09.588	23.357	39.481	27.020	39.730	216.6	1	3:11.346	1:14.045	43.543	29.311	44.447	161.8	
14	2:38.135B	24.006	39.539	34.497	1:00.093	217.4	2	2:22.568	25.337	45.646	29.196	42.389	207.1	
90 Luca AGOSTINELLI VNM TEAM ECHOVIT PASINI RACING HONDA							3	2:18.349	24.971	42.019	29.089	42.270	209.1	
1	4:10.270	2:03.875	47.170	32.457	46.768	95.8	4	2:18.371	25.064	42.097	28.567	42.643	206.3	
2	2:20.377	24.725	43.460	29.154	43.038	211.5	5	2:17.254	24.443	41.752	29.036	42.023	209.1	
3	2:17.571	24.319	42.916	28.564	41.772	212.8	6	2:15.573	24.263	41.527	28.327	41.456	209.1	
4	2:14.653	24.056	41.592	28.050	40.955	214.0	7	2:14.979	24.001	41.501	28.031	41.446	208.3	
5	2:13.070	23.867	41.068	27.782	40.353	214.4	8	2:13.544	23.892	41.104	27.682	40.866	207.9	
6	2:11.813	23.528	40.596	27.509	40.180	215.3	9	2:12.808	24.057	40.734	27.454	40.563	207.1	
7	2:12.299	23.598	40.846	27.651	40.204	215.3	10	2:26.350B	24.150	41.165	28.099	52.936	209.5	
8	2:11.545	23.409	39.937	27.219	40.980	214.9	11	10:33.464	8:44.234	40.918	27.985	40.327	159.6	
9	2:09.958	23.345	40.161	27.086	39.366	213.2	12	2:12.222	23.766	40.207	27.633	40.616	212.3	
10	2:27.488B	23.270	41.317	28.361	54.540	214.4	13	2:11.126	23.666	40.094	27.575	39.791	211.1	
11	8:05.108	6:13.974	42.362	28.111	40.661	122.8	14	2:25.622B	23.602	40.251	28.561	53.208	210.3	
12	2:12.810	23.625	40.992	27.895	40.298	214.9	72 David DA COSTA FRA BRS - Brechon Racing School HONDA							
13	2:11.819	23.678	40.424	27.694	40.023	215.3	1	4:15.842	2:07.757	49.169	32.364	46.552	125.7	
14	2:09.983	23.194	39.859	27.255	39.675	215.7	2	2:28.498	26.146	46.500	30.405	45.447	207.9	
15	2:36.888B	23.849	44.976	31.274	56.789	215.3	3	2:24.388	25.543	45.079	29.380	44.386	207.9	
99 Rémy SANJUAN FRA MécaProjets Team ADO HONDA							4	2:22.940	25.251	44.364	29.207	44.118	208.7	
1	3:42.842	1:34.891	50.030	31.672	46.249	128.2	5	2:19.764	24.649	43.111	29.212	42.792	208.3	
2	2:28.419	26.718	47.012	30.201	44.488	206.3	6	2:18.704	24.612	42.702	28.649	42.741	208.3	
3	2:21.113	25.768	44.164	28.869	42.312	204.4	7	2:16.704	24.542	42.015	28.265	41.882	208.3	
4	2:19.267	25.286	43.357	28.667	41.957	207.9	8	2:16.563	24.676	41.717	28.342	41.828	211.5	
5	2:18.125	24.930	43.034	28.380	41.781	209.1	9	2:14.553	24.324	41.390	27.600	41.239	207.9	
6	2:16.301	24.624	42.521	28.077	41.079	207.1	10	2:13.641	24.403	41.056	27.405	40.777	209.5	
7	2:14.821	24.473	41.968	27.694	40.686	209.1	11	2:12.061	23.990	40.241	27.406	40.424	209.1	
8	2:13.251	24.093	41.226	27.561	40.371	209.9	12	2:11.808	23.850	40.315	27.185	40.458	210.3	
9	2:13.709	24.119	41.033	27.615	40.942	212.3	13	2:16.734	23.662	40.680	27.705	44.687	209.9	
10	2:13.868	23.707	41.412	28.277	40.472	215.3	14	2:11.580	23.612	40.376	27.658	39.934	214.9	
11	2:12.232	24.267	41.205	27.313	39.447	210.7	15	2:11.463	23.536	39.729	28.108	40.090	212.8	
12	2:11.348	23.814	40.600	27.411	39.523	211.1	16	2:11.443	23.816	40.011	27.565	40.051	208.3	
13	2:27.393B	24.765	41.682	28.291	52.655	199.1	17	2:34.388B	23.295	39.672	33.964	57.457	214.4	
14	4:23.819	2:33.122	43.081	27.990	39.626	123.8	78 Henri MIGNOT FRA BRS - Brechon Racing School HONDA							
15	2:10.179	23.620	40.316	27.225	39.018	211.1	1	3:11.346	1:14.045	43.543	29.311	44.447	161.8	
16	2:23.455B	23.630	40.554	27.260	52.011	213.6	2	2:22.568	25.337	45.646	29.196	42.389	207.1	



European Talent Cup

FIM JuniorGP - CIRCUIT BARCELONA-CATALUNYA

Practice - Grupo A

Sector Analysis

— Invalidated Lap ■ Personal Best ■ Session Best B Crossing the pit lane

Lap	Time	Sector 1	Sector 2	Sector 3	Sector 4	T.Sp	Lap	Time	Sector 1	Sector 2	Sector 3	Sector 4	T.Sp
1	2:56.231	51.276	47.687	31.909	45.359	149.5	7	2:13.505	23.690	40.879	27.926	41.010	206.7
2	2:22.364	25.538	44.219	29.489	43.118	204.4	8	2:12.686	23.946	40.661	27.627	40.452	206.3
3	2:18.072	24.998	42.646	28.378	42.050	205.1	9	2:25.068 B	23.630	40.764	28.052	52.622	207.5
4	2:16.412	24.726	41.950	28.138	41.598	204.0	10	6:50.039	4:59.424	41.688	28.158	40.769	145.5
5	2:17.285	24.891	41.820	29.283	41.291	203.2	11	2:13.651	23.990	40.932	27.941	40.788	206.3
6	2:17.685	24.169	40.929	30.354	42.233	207.5	12	2:12.816	23.673	40.619	28.222	40.302	207.5
7	2:13.107	23.997	40.622	27.612	40.876	207.9	13	2:13.438	23.652	40.793	28.347	40.646	207.1
8	2:30.382 B	24.776	42.201	28.600	54.805	206.7	14	2:12.602	24.006	40.409	27.722	40.465	208.3
9	7:51.274	5:59.349	42.299	28.676	40.950	154.4	15	2:42.746 B	25.880	44.798	35.252	56.816	204.4
10	2:13.445	24.139	40.844	27.549	40.913	206.7							
11	2:11.674	23.985	40.201	27.403	40.085	207.1							

6 Benjamin CAILLET

FRA
JEG TAKE OFF GP HONDA

1	4:13.551	2:13.883	44.876	30.458	44.334	155.3
2	2:23.489	25.629	43.996	29.476	44.388	209.5
3	2:22.035	25.317	43.755	29.164	43.799	208.7
4	2:21.698	25.510	43.161	29.103	43.924	209.5
5	2:18.017	25.039	42.096	28.171	42.711	209.1
6	2:17.668	24.824	42.058	28.316	42.470	210.3
7	2:16.489	24.765	41.757	27.911	42.056	209.9
8	2:15.764	24.678	41.391	28.148	41.547	209.5
9	2:34.869 B	25.413	43.957	29.089	56.410	209.9
10	6:43.193	4:52.744	41.432	27.984	41.033	164.7
11	2:13.537	24.200	40.651	27.722	40.964	212.3
12	2:13.393	24.342	40.678	27.834	40.539	212.3
13	2:11.989	23.852	40.212	27.426	40.499	212.3
14	2:13.197	24.053	40.274	28.100	40.770	212.8
15	2:32.374 B	23.685	41.632	31.297	55.760	211.9

21 Erik MICHIELON

ITA
SF RACING HONDA

1	2:56.774	41.985	51.794	33.774	49.221	106.4
2	2:30.861	27.179	48.073	30.694	44.915	189.4
3	2:26.884	26.182	45.808	30.865	44.029	197.7
4	2:41.042 B	25.659	44.519	29.971	1:00.893	205.9
5	5:05.992	3:08.936	44.160	30.018	42.878	133.2
6	2:20.909	25.481	43.247	29.385	42.796	206.3
7	2:18.473	25.078	42.676	28.622	42.097	205.1
8	2:18.132	25.013	42.541	28.796	41.782	206.7
9	2:15.202	24.582	41.179	28.225	41.216	207.5
10	2:17.925	24.511	41.350	28.684	43.380	207.9
11	2:15.792	24.183	42.063	28.455	41.091	207.9
12	2:13.555	24.101	41.225	27.998	40.231	207.5
13	2:12.102	23.734	40.505	27.789	40.074	207.9
14	2:13.366	23.691	40.542	28.359	40.774	209.1
15	2:20.558	23.777	41.201	29.961	45.619	208.7
16	2:38.412 B	23.686	40.747	34.442	59.537	209.9

42 Julius FRELLSEN

DEK
JEG Racing HONDA

1	5:44.927	3:47.663	44.147	30.233	42.884	157.1
2	2:17.258	24.514	42.559	28.636	41.549	205.9
3	2:16.765	24.248	41.848	28.412	42.257	208.3
4	2:15.880	23.886	41.624	29.024	41.346	207.9
5	2:15.546	24.585	41.539	28.282	41.140	208.7
6	2:13.492	23.986	40.881	27.928	40.697	206.7

33 Enzo BELLON

FRA
Team Estrella Galicia 0,0 HONDA

1	22:56.604	...	49.750	29.982	45.642	127.5
2	2:19.935	25.868	43.080	28.743	42.244	197.0
3	2:19.145	25.970	43.023	28.509	41.643	202.5
4	2:16.879	24.952	42.038	28.381	41.508	207.9
5	2:15.858	24.784	41.699	28.211	41.164	209.5
6	2:15.375	24.469	41.358	28.502	41.046	209.5
7	2:13.774	24.368	41.246	27.792	40.368	209.1
8	2:12.988	24.019	40.719	27.728	40.522	211.1
9	2:35.432 B	23.992	41.992	31.229	58.219	210.3

82 Kyle PAYNE

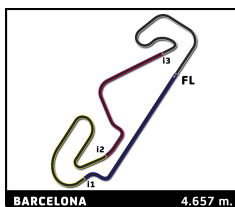
GBR
Illusion Racing HONDA

1	2:59.014	52.489	48.870	31.549	46.106	69.7
2	2:27.478	25.905	45.940	30.540	45.093	208.3
3	2:25.182	26.153	44.904	30.133	43.992	189.1
4	2:22.649	25.426	43.820	29.333	44.070	205.1
5	2:30.258	28.696	47.360	30.018	44.184	211.5
6	2:23.110	25.622	43.688	29.984	43.816	209.5
7	2:21.792	25.939	43.543	29.111	43.199	209.9
8	2:19.828	24.953	42.935	29.012	42.928	208.7
9	2:17.101	24.773	42.107	28.531	41.690	208.7
10	2:16.081	24.620	41.707	28.745	41.009	211.1
11	2:14.617	24.241	41.604	28.037	40.735	213.6
12	2:13.736	23.918	40.890	27.903	41.025	212.8
13	2:13.240	24.299	41.050	27.525	40.366	211.9
14	2:13.226	24.338	40.849	27.976	40.063	210.7
15	2:13.799	24.122	41.179	28.186	40.312	211.1
16	2:13.020	24.319	40.951	27.760	39.990	209.1

29 Randy TRUCHOT

FRA
MECA PROJETS TEAM ADO HONDA

1	3:32.535	1:22.317	49.545	33.355	47.318	120.5
2	2:25.256	26.154	45.346	30.143	43.613	200.2
3	2:21.718	25.594	43.287	29.691	43.146	199.1
4	2:19.778	25.291	42.655	29.407	42.425	201.7
5	2:20.448	25.283	43.137	29.332	42.696	199.5
6	2:18.555	25.418	42.279	28.901	41.957	201.0
7	2:16.957	24.786	41.842	28.894	41.435	202.1
8	2:16.274	24.825	41.686	28.274	41.489	202.8
9	2:16.050	24.634	41.675	28.505	41.236	203.6
10	2:32.293 B	24.859	41.805	28.892	56.737	205.5
11	5:16.446	3:24.393	42.189	28.569	41.295	130.4
12	2:15.126	24.489	41.763	28.283	40.591	205.1
13	2:13.730	24.388	41.089	28.080	40.173	205.1
14	2:13.446	24.365	40.852	28.037	40.192	207.5



European Talent Cup

FIM JuniorGP - CIRCUIT BARCELONA-CATALUNYA

Practice - Grupo A

Sector Analysis

— Invalidated Lap ■ Personal Best ■ Session Best B Crossing the pit lane

Lap	Time	Sector 1	Sector 2	Sector 3	Sector 4	T.Spd	Lap	Time	Sector 1	Sector 2	Sector 3	Sector 4	T.Spd
15	2:13.059	24.312	40.674	28.024	40.049	206.3	7	9:19.393	7:16.495	46.339	30.927	45.632	148.7
16	2:34.902 B	24.069	42.668	30.776	57.389	204.4							

9 Elliot KASSIGIAN							FRA
Team Larresport						HONDA	
1	3:11.697	1:08.224	47.139	31.197	45.137	159.2	
2	2:23.156	25.532	43.901	30.269	43.454	203.6	
3	2:20.863	25.125	42.906	29.557	43.275	203.6	
4	2:39.146 B	25.457	44.188	30.400	59.101	202.8	
5	5:31.227	3:34.051	44.395	29.408	43.373	137.3	
6	2:20.161	24.982	42.968	29.027	43.184	207.9	
7	2:18.908	25.036	42.899	28.844	42.129	208.3	
8	2:20.827	24.637	42.485	30.830	42.875	207.1	
9	2:16.050	24.632	41.566	28.608	41.244	208.7	
10	2:16.196	24.456	41.981	28.436	41.323	209.5	
11	2:15.531	24.315	41.485	28.223	41.508	210.3	

17 Diego TROY DE PONTE							ZAF
MRE TALENT						HONDA	
1	2:52.384	40.551	50.680	32.828	48.325	132.4	
2	2:30.985	26.866	47.504	30.936	45.679	195.9	
3	2:24.821	25.468	44.505	30.345	44.503	202.5	
4	2:23.488	25.793	44.304	29.899	43.492	202.1	
5	2:22.473	25.144	43.465	29.583	44.281	205.9	
6	2:21.115	25.190	43.239	29.563	43.123	204.4	
7	2:20.811	25.397	42.791	29.638	42.985	204.0	
8	2:18.970	24.991	42.426	29.128	42.425	203.6	
9	2:18.607	24.978	41.856	29.085	42.688	205.1	
10	2:19.109	24.983	42.261	29.506	42.359	204.4	
11	2:39.243 B	24.884	43.761	29.951	1:00.647	205.1	
12	4:18.113	2:22.132	44.543	28.738	42.700	97.0	
13	2:17.447	24.744	41.956	28.723	42.024	205.5	
14	2:16.621	24.534	41.225	28.504	42.358	205.1	
15	2:18.056	24.564	41.982	28.998	42.512	206.3	
16	2:41.440 B	24.736	41.311	32.128	1:03.265	204.7	

5 Johann EMMANUEL							IND
EEST 84R						HONDA	
1	12:34.187	...	49.376	31.351	46.626	54.1	
2	9:20.812	7:16.773	47.523	30.455	46.061	120.8	
3	2:25.114	26.469	45.108	29.148	44.389	200.6	
4	2:22.616	26.062	44.123	29.318	43.113	198.8	
5	2:20.602	26.029	43.265	28.825	42.483	202.8	
6	2:20.656	25.323	43.913	28.855	42.565	206.3	
7	2:20.219	25.365	42.634	28.808	43.412	201.7	
8	2:19.891	25.221	42.991	29.324	42.355	204.7	
9	2:18.653	25.203	42.373	28.387	42.690	205.9	
10	2:43.910 B	25.045	42.812	36.186	59.867	203.2	

13 Mattéo ROMAN							FRA
FIRST BIKE ACADEMY						HONDA	
1	4:52.607	2:33.659	54.061	34.751	50.136	123.0	
2	2:45.295	29.151	50.498	37.513	48.133	170.7	
3	2:32.768	26.372	46.759	33.150	46.487	203.2	
4	2:28.637	25.890	46.318	31.468	44.961	203.2	
5	2:27.531	25.582	45.283	30.892	45.774	207.5	
6	2:47.667 B	27.062	48.563	32.418	59.624	199.5	