

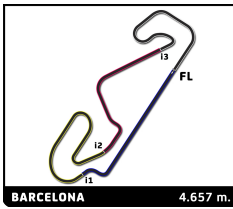
# European Talent Cup

## FIM JuniorGP - CIRCUIT BARCELONA-CATALUNYA

### Practice - Grupo B

### Sector Analysis

_ Invalidated Lap							■ Personal Best	■ Session Best	B Crossing the pit lane					
Lap	Time	Sector 1	Sector 2	Sector 3	Sector 4	T.Sp	Lap	Time	Sector 1	Sector 2	Sector 3	Sector 4	T.Sp	
<b>97</b>	<b>Marco MORELLI</b>						ARG							
	MLav Racing						HONDA							
1	3:59.173	2:07.779	42.778	28.199	40.417	162.5	17	4:28.009	2:39.553	40.067	26.764	41.625	167.5	
2	2:10.150	23.954	40.061	27.092	39.043	212.8	18	2:07.623	<b>22.800</b>	39.525	26.752	38.546	216.6	
3	2:07.927	23.512	39.309	26.666	38.440	214.4								
4	2:07.503	23.357	39.173	26.599	38.374	214.4								
5	2:06.932	23.254	38.761	26.517	38.400	216.1								
6	2:08.470	23.032	38.667	27.638	39.133	216.6								
7	2:07.200	23.140	38.880	26.334	38.846	221.0								
8	2:08.633	23.035	38.576	26.733	40.289	223.7								
9	2:06.285	22.958	38.722	26.536	38.069	218.8								
10	<b>2:05.363</b>	22.848	<b>38.368</b>	<b>26.327</b>	<b>37.820</b>	215.7								
11	2:22.275 B	23.023	38.509	26.362	54.381	214.4								
12	9:45.606 B	7:36.432	43.029	29.530	56.615	158.3								
13	5:02.873	3:14.207	40.776	27.283	40.607	166.2								
14	2:07.214	22.902	38.927	26.681	38.704	215.3								
15	2:07.502	<b>22.790</b>	38.857	26.873	38.982	215.7								
<b>45</b>	<b>Alex LONGARELA</b>						ESP							
	LIQUI MOLY HUSQVARNA INTACT GI						HONDA							
1	3:09.875	1:15.022	43.897	29.558	41.398	156.4								
2	2:13.025	24.012	41.463	27.866	39.684	208.7								
3	2:12.201	23.548	40.233	28.083	40.337	209.9								
4	2:10.431	23.572	40.098	27.382	39.379	210.3								
5	2:09.079	23.315	39.553	27.478	38.733	209.5								
6	2:08.243	23.197	39.071	27.192	38.783	210.7								
7	2:06.905	23.072	38.991	26.762	38.080	209.1								
8	2:06.852	23.022	39.008	26.825	37.997	209.5								
9	2:06.100	22.911	38.606	<b>26.684</b>	37.899	209.5								
10	2:12.045	24.269	41.430	27.356	38.990	209.1								
11	<b>2:05.870</b>	<b>22.812</b>	38.495	26.715	<b>37.848</b>	211.1								
12	2:24.191 B	23.261	38.475	27.074	55.381	208.3								
13	8:10.517 B	6:05.099	40.918	29.436	55.064	161.3								
14	4:21.880	2:37.219	39.376	26.997	38.288	166.2								
15	2:10.349	22.876	38.664	28.619	40.190	211.9								
16	2:07.095	23.093	<b>38.448</b>	27.039	38.515	210.7								
17	2:07.318	22.902	39.345	26.999	38.072	213.2								
<b>27</b>	<b>Kerman TINEZ</b>						VEN							
	MIR RACING FINETWORK TEAM						HONDA							
1	2:55.592	1:02.745	41.968	28.875	42.004	165.7								
2	2:14.084	23.906	41.185	27.962	41.031	213.6								
3	2:11.484	23.608	40.622	27.433	39.821	214.9								
4	2:10.837	23.591	40.690	27.311	39.245	212.8								
5	2:10.300	23.553	40.362	27.091	39.294	213.2								
6	2:09.199	23.355	40.174	26.904	38.766	212.3								
7	2:08.551	23.142	40.095	26.753	38.561	212.3								
8	2:07.971	23.179	39.425	26.743	38.624	212.3								
9	2:07.801	23.161	39.665	26.692	38.283	212.3								
10	2:07.281	23.177	39.222	<b>26.469</b>	38.413	210.7								
11	2:07.294	23.124	39.207	26.585	38.378	210.7								
12	2:07.037	23.218	38.962	26.635	38.222	210.7								
13	2:07.226	23.003	39.387	26.797	38.039	211.1								
14	<b>2:06.083</b>	22.982	<b>38.714</b>	26.544	<b>37.843</b>	211.5								
15	2:06.560	22.998	38.937	26.614	38.011	211.5								
16	2:32.710 B	24.600	41.949	29.880	56.281	189.1								
<b>22</b>	<b>Jesús TORRES</b>						ESP							
	Team Estrella Galicia 0,0						HONDA							
1	<b>2:57.288</b>	56.282	47.262	31.103	42.641	131.6								
2	2:15.504	24.171	41.988	28.229	41.116	215.3								
3	2:12.397	23.681	40.962	27.593	40.161	215.3								
4	2:11.357	23.761	40.410	27.227	39.959	213.6								
5	2:10.461	23.359	40.136	27.289	39.677	214.9								
6	2:09.430	23.173	39.831	27.436	38.990	213.6								
7	2:08.969	23.201	39.703	27.117	38.948	214.9								
8	2:15.049	27.440	40.992	27.268	39.349	214.0								
9	2:08.329	23.386	39.548	26.993	38.402	214.4								
10	2:07.606	23.139	39.249	26.749	38.469	213.2								
11	2:09.886	23.155	39.266	28.176	39.289	214.4								
12	2:07.500	23.142	39.188	26.829	<b>38.341</b>	213.2								
13	<b>2:07.347</b>	23.086	39.037	<b>26.682</b>	38.542	212.8								
14	2:07.928	23.174	39.226	27.005	38.523	212.3								
15	2:19.871 B	<b>22.928</b>	<b>39.016</b>	26.835	51.092	213.2								
16	6:27.738	4:35.988	41.032	30.169	40.549	163.5								
17	2:16.748	23.148	45.536	28.992	39.072	212.8								
18	2:07.886	22.962	39.444	27.053	38.427	214.9								
<b>14</b>	<b>Edu GUTIÉRREZ</b>						ESP							
	CFMOTO Aspar Junior Team						HONDA							
1	2:54.056	56.589	44.177	29.538	43.752	139.9								
2	2:15.500	23.889	41.933	28.276	41.402	217.0								
3	2:13.171	23.897	40.668	27.619	40.987	212.8								
4	2:11.253	23.690	40.159	27.275	40.129	218.3								
5	2:12.288	23.440	40.642	27.484	40.722	213.6								
6	2:10.439	23.410	40.066	27.872	39.091	217.0								
7	2:08.747	23.099	39.752	27.063	38.833	217.4								
8	2:10.909	23.389	40.255	27.358	39.907	211.5								
9	<b>2:07.426</b>	23.067	39.325	<b>26.604</b>	<b>38.430</b>	214.4								
10	2:10.835	22.935	39.407	28.025	40.468	214.9								
11	2:07.490	23.152	<b>39.208</b>	26.691	38.439	211.1								
12	2:07.890	23.131	39.260	26.720	38.779	214.0								
13	2:24.916 B	23.326	39.795	27.427	54.368	212.8								
14	12:05.973	...	40.798	27.415	39.829	136.2								
15	2:09.206	23.209	39.433	27.180	39.384	212.3								
16	2:08.213	<b>22.772</b>	39.701	27.123	38.617	214.4								
<b>8</b>	<b>Edoardo BERTOLA</b>						ITA							
	EAGLE-1						HONDA							
1	3:30.691	1:29.987	45.834	31.095	43.775	150.2								
2	2:17.940	24.848	43.026	28.699	41.367	202.5								
3	2:15.291	24.627	41.990	28.294	40.380	207.5								
4	2:13.014	23.808	40.579	27.808										



# European Talent Cup

## FIM JuniorGP - CIRCUIT BARCELONA-CATALUNYA

### Practice - Grupo B

### Sector Analysis

— Invalidated Lap    ■ Personal Best    ■ Session Best    B Crossing the pit lane

Lap	Time	Sector 1	Sector 2	Sector 3	Sector 4	T.Sp	Lap	Time	Sector 1	Sector 2	Sector 3	Sector 4	T.Sp
13	2:08.492	23.231	39.732	27.046	<b>38.483</b>	211.5	13	2:24.331 B	23.585	40.428	27.382	52.936	211.9
14	2:16.845	23.741	41.568	28.948	42.588	210.7	14	6:06.981	4:17.048	41.407	27.991	40.535	163.2
15	2:28.355 B	23.266	39.780	30.645	54.664	211.9	15	2:11.604	23.915	40.517	27.462	39.710	210.3
16	5:17.536	3:26.752	40.256	28.259	42.269	163.0	16	2:10.308	23.495	39.939	27.237	39.637	212.8
17	<b>2:08.088</b>	<b>23.005</b>	39.469	26.914	38.700	214.9	17	<b>2:08.700</b>	<b>23.264</b>	<b>39.627</b>	<b>26.987</b>	<b>38.822</b>	213.2
18	2:08.253	23.041	39.501	<b>26.845</b>	38.866	217.4							

**30** **Matthias ROSTAGNI** FRA  
BRS - Brechon Racing School HONDA

1	3:10.136	1:20.333	41.207	27.907	40.689	154.7
2	2:12.493	24.111	40.417	27.414	40.551	211.1
3	2:10.862	23.558	40.001	27.531	39.772	210.3
4	2:15.870	26.153	42.115	27.990	39.612	209.9
5	2:09.129	23.696	39.334	27.011	39.088	209.9
6	2:08.706	23.345	39.524	27.081	38.756	210.7
7	2:25.066 B	23.249	40.522	27.778	53.517	211.1
8	10:53.207	9:06.443	40.346	27.165	39.253	146.7
9	2:08.661	23.497	39.353	26.995	38.816	205.9
10	2:08.507	23.445	39.343	27.205	<b>38.514</b>	208.3
11	2:23.724 B	<b>23.171</b>	<b>38.996</b>	27.145	54.412	209.1
12	6:00.222	4:12.200	40.149	27.526	40.347	116.5
13	<b>2:08.197</b>	23.357	39.093	<b>26.836</b>	38.911	208.3
14	2:08.643	23.298	39.440	27.109	38.796	211.5

**7** **Beñat FERNÁNDEZ** ESP  
Frando Racing VHC Team HONDA

1	3:10.315	1:15.846	43.511	29.369	41.589	167.5
2	2:14.748	23.972	41.887	28.072	40.817	216.6
3	2:14.986	24.130	42.003	27.950	40.903	216.6
4	2:13.929	24.204	41.470	27.666	40.589	214.0
5	2:12.783	23.731	41.258	27.622	40.172	215.7
6	2:13.072	23.904	41.208	27.683	40.277	216.1
7	2:12.026	23.762	40.985	27.427	39.852	213.2
8	2:10.955	23.651	40.525	27.284	39.495	212.8
9	2:10.647	23.643	40.495	27.146	39.363	213.2
10	2:22.132 B	23.553	40.324	27.032	51.223	210.7
11	7:37.543	5:49.710	41.022	27.315	39.496	161.1
12	2:09.898	23.371	40.179	27.104	39.244	213.6
13	2:24.239 B	23.460	39.987	28.459	52.333	212.3
14	4:30.018	2:38.590	40.294	27.352	43.782	165.0
15	2:08.787	23.204	39.745	27.019	<b>38.819</b>	215.7
16	<b>2:08.606</b>	<b>23.001</b>	<b>39.634</b>	<b>26.952</b>	39.019	217.0

**36** **Evan BOXBERGER** FRA  
JEG TAKE OFF GP HONDA

1	3:02.798	1:03.756	44.221	30.520	44.301	163.2
2	2:20.096	24.576	43.347	29.345	42.828	212.3
3	2:17.103	24.203	42.120	28.616	42.164	213.6
4	2:16.153	24.151	42.326	28.252	41.424	211.9
5	2:15.022	23.958	41.761	28.046	41.257	214.0
6	2:15.608	23.865	41.567	28.650	41.526	214.4
7	2:14.290	23.736	41.245	28.307	41.002	211.1
8	2:14.533	23.745	40.977	27.947	41.864	213.2
9	2:13.260	23.802	41.287	27.763	40.408	213.2
10	2:28.186 B	24.172	41.291	27.972	54.751	210.3
11	5:11.439	3:20.637	42.199	27.850	40.753	162.8
12	2:12.476	23.603	40.676	27.806	40.391	212.8

**81** **Matteo GABARRINI** ITA  
TEAM ECHOVIT PASINI RACING HONDA

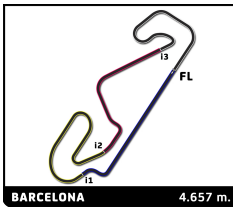
1	2:55.897	40.707	52.820	33.800	48.570	128.8
2	2:27.903	25.602	45.652	31.279	45.370	207.1
3	2:20.736	24.839	43.474	29.648	42.775	210.3
4	2:18.247	24.746	42.773	28.986	41.742	215.3
5	2:16.872	24.014	42.322	28.884	41.652	217.0
6	2:15.186	24.096	41.548	28.496	41.046	217.0
7	2:14.331	24.195	41.598	28.086	40.452	215.7
8	2:13.604	23.883	41.225	28.000	40.496	216.6
9	2:11.938	23.630	40.676	27.699	39.933	214.0
10	2:15.731	24.491	41.862	28.390	40.988	214.0
11	2:11.697	23.817	40.329	27.693	39.858	215.3
12	2:10.322	23.421	39.957	<b>27.268</b>	39.676	215.3
13	2:25.840 B	23.652	39.989	27.674	54.525	214.0
14	3:21.683 B	1:18.370	40.733	27.798	54.782	157.6
15	6:03.115	4:13.784	41.355	28.156	39.820	145.2
16	2:10.541	23.456	40.020	27.488	39.577	215.7
17	<b>2:09.440</b>	<b>23.255</b>	<b>39.691</b>	27.306	<b>39.188</b>	214.4

**88** **Nikola MIROSLAVOV** BGR  
Ilusion Racing HONDA

1	2:34.424	37.194	44.967	29.336	42.927	150.2
2	2:17.520	24.341	42.824	28.675	41.680	209.9
3	2:14.749	24.189	41.717	28.132	40.711	209.9
4	2:13.983	23.847	41.324	27.842	40.970	209.1
5	2:13.765	24.018	41.403	27.777	40.567	209.9
6	2:12.373	23.725	40.969	27.560	40.119	210.3
7	2:11.354	23.589	40.546	27.361	39.858	209.9
8	2:10.671	23.571	40.192	27.377	39.531	208.7
9	<b>2:09.451</b>	<b>23.193</b>	39.955	<b>26.963</b>	<b>39.340</b>	214.9
10	2:23.835	23.400	39.767	26.998	53.670	211.9
11	2:11.123	24.073	40.411	27.162	39.477	205.9
12	2:09.546	23.290	39.765	27.041	39.450	210.3
13	2:09.569	23.402	39.675	27.099	39.393	207.9
14	2:36.416 B	23.299	<b>39.563</b>	39.956	53.598	209.1
15	8:31.154	6:39.499	42.924	28.275	40.456	163.7
16	2:11.457	23.283	40.653	27.461	40.060	211.9
17	2:11.777	23.353	40.034	27.274	41.116	211.1

**35** **Vasileios PANTELEAKIS** GRC  
AC RACING TEAM HONDA

1	3:39.250	1:36.405	48.209	29.463	45.173	106.0
2	2:15.692	24.477	41.946	28.283	40.986	208.3
3	2:13.566	24.228	41.005	27.432	40.901	208.3
4	2:12.253	24.410	40.354	27.384	40.105	209.9
5	2:13.095	23.717	40.626	27.577	41.175	207.1
6	2:10.983	23.890	40.107	27.376	39.610	210.7
7	2:11.520	23.560	40.553	27.685	39.722	211.5
8	2:10.348	23.752	40.285	27.188	39.123	205.9
9	2:30.303 B	24.146	42.354	29.001	54.802	212.8



# European Talent Cup

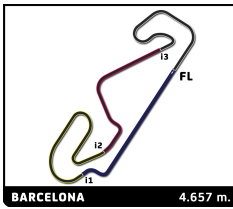
## FIM JuniorGP - CIRCUIT BARCELONA-CATALUNYA

### Practice - Grupo B

### Sector Analysis

— Invalidated Lap    ■ Personal Best    ■ Session Best    B Crossing the pit lane

Lap	Time	Sector 1	Sector 2	Sector 3	Sector 4	T.Sp	Lap	Time	Sector 1	Sector 2	Sector 3	Sector 4	T.Sp
10	6:19.725	4:32.128	40.611	27.389	39.597	106.7	8	10:07.268	8:18.536	41.073	27.845	39.814	133.2
11	2:09.794	23.610	39.872	<b>26.978</b>	39.334	209.5	9	<b>2:10.360</b>	23.586	40.175	27.373	<b>39.226</b>	211.5
12	2:09.791	23.584	39.818	27.216	39.173	208.7	<b>11 David GONZÁLEZ</b> ESP						
13	2:40.791 B	23.409	41.556	36.251	59.575	210.3	AC RACING TEAM HONDA						
14	4:40.009	2:53.811	39.964	27.242	<b>38.992</b>	154.4	1	3:32.134	1:34.808	44.724	29.565	43.037	119.3
15	2:11.048	23.700	39.303	27.747	40.298	209.9	2	2:17.160	24.787	42.476	28.532	41.365	203.2
16	<b>2:09.544</b>	<b>23.386</b>	<b>39.285</b>	27.457	39.416	208.3	3	2:13.812	24.328	41.316	27.852	40.316	214.9
<b>18 Mathias TAMBURINI</b> ITA													
TEAM ECHOVIT PASINI RACING HONDA													
1	2:58.453	59.834	44.477	30.317	43.825	158.7	4	2:11.238	23.741	40.331	27.340	39.826	212.3
2	2:19.435	24.614	43.246	28.854	42.721	208.3	5	2:10.697	23.614	40.306	<b>27.166</b>	39.611	214.0
3	2:17.810	25.038	42.267	28.775	41.730	211.1	6	2:11.306	23.540	<b>39.937</b>	27.736	40.093	214.9
4	2:14.768	24.074	41.777	28.014	40.903	213.6	7	<b>2:10.682</b>	23.582	40.383	27.229	<b>39.488</b>	211.9
5	2:14.421	23.869	41.436	28.277	40.839	213.6	8	2:10.821	<b>23.326</b>	40.131	27.520	39.844	213.6
6	2:14.941	24.116	41.437	28.312	41.076	212.3	9	2:26.357 B	23.721	40.744	27.859	54.033	211.5
7	2:13.496	24.104	40.942	27.853	40.597	210.7	<b>52 Jeremi WOJCIECHOWSKI</b> POL						
8	2:13.115	23.910	40.767	27.999	40.439	211.9	KidzGp by Covacha R.T. HONDA						
9	2:13.748	23.991	41.211	28.182	40.364	212.3	1	2:38.177	37.930	46.069	30.731	43.447	157.8
10	2:12.546	24.072	40.800	27.751	39.923	209.1	2	2:21.117	25.338	44.061	29.411	42.307	207.1
11	2:12.156	23.813	40.693	27.677	39.973	209.1	3	2:22.220	25.251	46.131	29.245	41.593	205.1
12	2:11.816	23.907	40.591	27.674	39.644	208.7	4	2:15.358	24.271	42.282	28.121	40.684	205.9
13	2:11.599	23.669	40.311	27.784	39.835	208.3	5	2:13.965	23.935	41.141	28.099	40.790	205.5
14	2:12.679	23.844	40.620	28.314	39.901	207.1	6	2:12.754	23.978	40.817	27.839	40.120	205.5
15	2:33.287 B	23.709	40.419	32.032	57.127	207.9	7	2:30.099 B	23.932	41.729	28.143	56.295	207.1
16	5:01.759	3:12.023	41.111	28.483	40.142	160.6	8	16:06.774	...	42.702	28.491	41.522	139.0
17	2:11.295	23.699	40.214	27.794	39.588	209.1	9	2:34.846 B	25.147	44.001	29.791	55.907	204.4
18	<b>2:09.949</b>	<b>23.283</b>	<b>39.666</b>	27.636	<b>39.364</b>	212.3	10	4:25.369	2:37.566	40.674	<b>27.338</b>	39.791	139.0
19	2:10.936	23.306	39.729	<b>27.485</b>	40.416	212.8	11	2:11.810	23.680	<b>40.598</b>	27.495	40.037	208.7
<b>11 David GONZÁLEZ</b> ESP													
AC RACING TEAM HONDA													
1	3:32.134	1:34.808	44.724	29.565	43.037	119.3	12	<b>2:11.373</b>	<b>23.593</b>	40.633	27.660	<b>39.487</b>	209.1
<b>52 Jeremi WOJCIECHOWSKI</b> POL													
KidzGp by Covacha R.T. HONDA													
1	2:38.177	37.930	46.069	30.731	43.447	157.8	<b>28 Alejandra FERNÁNDEZ</b> ESP						
2	2:21.117	25.338	44.061	29.411	42.307	207.1	SF Racing HONDA						
3	2:22.220	25.251	46.131	29.245	41.593	205.1	1	2:32.996	33.148	45.419	30.110	44.319	143.4
4	2:15.358	24.271	42.282	28.121	40.684	205.9	2	2:21.288	24.919	44.119	29.317	42.933	208.3
5	2:13.965	23.935	41.141	28.099	40.790	205.5	3	2:18.858	25.336	42.932	28.445	42.145	206.7
6	2:12.754	23.978	40.817	27.839	40.120	205.5	4	2:16.917	24.728	42.356	28.177	41.656	209.1
7	2:30.099 B	23.932	41.729	28.143	56.295	207.1	5	2:16.873	24.410	42.198	28.243	42.022	210.3
8	16:06.774	...	42.702	28.491	41.522	139.0	6	2:16.033	24.363	41.882	28.285	41.503	205.9
9	2:34.846 B	25.147	44.001	29.791	55.907	204.4	7	2:16.373	24.267	41.968	28.683	41.455	211.5
10	4:25.369	2:37.566	40.674	<b>27.338</b>	39.791	139.0	8	2:14.718	24.166	41.689	28.008	40.855	210.7
11	2:11.810	23.680	<b>40.598</b>	27.495	40.037	208.7	9	2:14.042	24.038	41.505	27.860	40.639	209.9
12	<b>2:11.373</b>	<b>23.593</b>	40.633	27.660	<b>39.487</b>	209.1	10	2:30.197 B	24.391	41.999	28.315	55.492	207.9
<b>28 Alejandra FERNÁNDEZ</b> ESP													
SF Racing HONDA													
1	2:32.996	33.148	45.419	30.110	44.319	143.4	11	5:09.742	3:18.061	42.641	28.058	40.982	125.8
2	2:21.288	24.919	44.119	29.317	42.933	208.3	12	2:13.130	24.170	41.049	<b>27.415</b>	40.496	210.7
3	2:18.858	25.336	42.932	28.445	42.145	206.7	13	2:12.166	23.811	40.735	27.446	40.174	210.3
4	2:16.917	24.728	42.356	28.177	41.656	209.1	14	2:38.967 B	25.679	45.165	30.661	57.462	203.2
5	2:16.873	24.410	42.198	28.243	42.022	210.3	15	4:14.275	2:23.983	41.816	27.727	40.749	158.9
6	2:16.033	24.363	41.882	28.285	41.503	205.9	16	2:13.682	24.045	41.203	27.888	40.546	213.2
7	2:16.373	24.267	41.968	28.683	41.455	211.5	17	<b>2:11.382</b>	<b>23.526</b>	<b>40.671</b>	27.442	<b>39.743</b>	213.6
8	2:14.718	24.166	41.689	28.008	40.855	210.7	<b>10 Afonso ALMEIDA</b> PRT						
9	2:14.042	24.038	41.505	27.860	40.639	209.9	AGR TEAM HONDA						
10	2:30.197 B	24.391	41.999	28.315	55.492	207.9	1	2:58.365	57.580	46.027	30.840	43.918	127.2
11	5:09.742	3:18.061	42.641	28.058	40.982	125.8	2	2:20.314	25.392	43.514	29.307	42.101	199.9
12	2:13.130	24.170	41.049	<b>27.415</b>	40.496	210.7	3	2:18.212	25.392	42.479	28.649	41.692	193.8
13	2:12.166	23.811	40.735	27.446	40.174	210.3	4	2:16.948	24.733	42.052	28.561	41.602	202.8
14	2:38.967 B	25.679	45.165	30.661	57.462	203.2	5	2:15.822	24.518	41.746	28.454	41.104	207.5
15	4:14.275	2:23.983	41.816	27.727	40.749	158.9							
16	2:13.682	24.045	41.203	27.888	40.546	213.2							
17	<b>2:11.382</b>	<b>23.526</b>	<b>40.671</b>	27.442	<b>39.743</b>	213.6							
<b>10 Afonso ALMEIDA</b> PRT													
AGR TEAM HONDA													
1	2:53.761	53.411	45.898	29.889	44.563	139.6							
2	2:16.078	24.771	41.937	28.127	41.243	211.5							
3	2:12.505	23.812	40.788	27.433	40.472	211.5							
4	2:11.686	23.667	40.790	27.344	39.885	215.7							
5	2:11.327	23.582	40.417	<b>27.240</b>	40.088	205.1							
6	2:11.626	23.358	39.948	28.926	39.394	215.3							
7	2:23.652 B	<b>23.101</b>	39.821	27.526	53.204	213.6							
<b>26 Pau ALSINA</b> ESP													
Team Estrella Galicia 0,0 HONDA													



# European Talent Cup

## FIM JuniorGP - CIRCUIT BARCELONA-CATALUNYA

### Practice - Grupo B

### Sector Analysis

___ Invalidated Lap							■ Personal Best	■ Session Best	B Crossing the pit lane				
Lap	Time	Sector 1	Sector 2	Sector 3	Sector 4	T.Spd	Lap	Time	Sector 1	Sector 2	Sector 3	Sector 4	T.Spd
6	2:17.050	24.464	42.191	28.673	41.722	207.9							
7	2:15.854	24.433	41.942	28.345	41.134	209.5							
8	2:15.195	24.441	41.677	27.802	41.275	209.1							
9	2:15.725	24.487	41.862	28.139	41.237	210.3							
10	2:41.157B	25.497	44.919	30.880	59.861	199.9							
11	8:14.402	6:21.184	42.966	28.867	41.385	131.1							
12	2:29.615B	24.468	41.540	28.482	55.125	208.7							
13	5:07.326	3:16.622	41.649	28.276	40.779	149.1							
14	2:14.133	24.204	41.273	28.030	40.626	209.9							
15	<b>2:12.304</b>	<b>24.197</b>	<b>40.518</b>	<b>27.704</b>	<b>39.885</b>	209.1							
<b>4 Gabriel TESINI</b> ITA													
AC RACING TEAM							HONDA						
1	2:35.999	36.538	46.204	29.529	43.728	155.8							
2	2:18.268	24.778	41.906	28.825	42.759	213.2							
3	2:13.628	24.176	41.053	27.883	40.516	214.4							
4	<b>2:12.549</b>	23.624	40.584	<b>27.601</b>	40.740	214.9							
5	2:34.209B	23.805	43.567	28.767	58.070	214.9							
6	3:15.007	1:26.511	40.698	27.702	<b>40.096</b>	146.3							
7	15:21.938B	<b>23.430</b>	<b>39.958</b>			215.7							
<b>3 Jean K. TURNER</b> JPN													
Team Honda Laglisse							HONDA						
1	2:57.114	56.641	45.905	30.317	44.251	111.2							
2	2:20.003	25.611	42.765	28.962	42.665	205.5							
3	2:18.192	25.529	42.172	28.693	41.798	205.5							
4	2:15.946	<b>24.265</b>	41.615	28.307	41.759	209.5							
5	2:15.430	24.482	41.564	<b>28.047</b>	41.337	207.9							
6	2:15.831	24.501	41.709	28.378	<b>41.243</b>	207.9							
7	2:15.583	24.392	41.392	28.265	41.534	207.9							
8	2:17.626	24.862	41.463	28.504	42.797	202.5							
9	<b>2:15.042</b>	24.321	<b>41.239</b>	28.205	41.277	209.1							
10	2:35.325B	24.754	42.791	29.501	58.279	207.9							
11	9:17.828	7:22.932	43.513	29.183	42.200	161.3							
12	2:43.042B	25.107	43.641	31.812	1:02.482	208.3							
13	4:20.355	2:24.384	43.782	28.907	43.282	165.7							
14	2:18.459	24.608	42.454	28.986	42.411	207.1							
15	2:17.197	24.359	42.388	28.571	41.879	208.7							
<b>19 László LÖRINC</b> HUN													
First Bike Academy							HONDA						
1	2:36.678	39.657	44.456	29.722	42.843	157.6							
2	2:17.962	24.803	42.011	28.586	42.562	209.5							
3	2:16.544	24.852	41.581	28.430	41.681	211.5							
4	<b>2:15.687</b>	24.546	<b>41.384</b>	<b>28.306</b>	<b>41.451</b>	209.5							
5	2:15.995	24.365	41.617	28.542	41.471	209.1							
<b>69 Fernando BUJOSA</b> ESP													
Team Estrella Galicia 0,0							HONDA						
1	35:21.226B	...	...	...	...	168.6							