

European Talent Cup

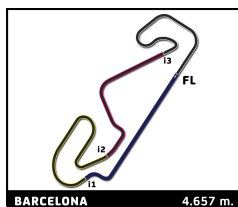
FIM JuniorGP - CIRCUIT BARCELONA-CATALUNYA

Race ETC

Sector Analysis

— Invalidated Lap ■ Personal Best ■ Session Best B Crossing the pit lane

Lap	Time	Sector 1	Sector 2	Sector 3	Sector 4	T.Sp	Lap	Time	Sector 1	Sector 2	Sector 3	Sector 4	T.Sp
97	Marco MORELLI					ARG	4	1:52.729	21.011	34.553	23.777	33.388	219.6
	MLav Racing					HONDA	5	1:52.467	21.058	34.382	23.639	33.388	220.5
1	1:55.040	24.413	34.164	23.556	32.907		6	1:52.234	20.829	34.187	23.792	33.426	218.8
2	1:51.479	21.094	34.111	23.489	32.785	213.6	7	1:52.740	21.280	34.257	23.679	33.524	220.1
3	1:51.847	21.115	34.113	23.573	33.046	212.3	8	1:52.494	21.035	34.326	23.718	33.415	218.3
4	1:51.716	20.904	34.164	23.566	33.082	214.4	9	1:52.380	20.873	34.404	23.586	33.517	221.9
5	1:51.643	20.966	34.153	23.490	33.034	214.0	10	1:51.598	20.820	34.138	23.466	33.174	220.1
6	1:51.960	21.099	34.243	23.548	33.070	211.9	11	1:52.280	21.074	34.359	23.628	33.219	221.0
7	1:52.064	21.048	34.251	23.630	33.135	211.5	12	1:52.035	20.811	34.390	23.471	33.363	221.4
8	1:52.330	21.127	34.295	23.655	33.253	211.9	13	1:52.073	21.148	34.184	23.493	33.248	209.1
9	1:52.585	21.204	34.407	23.677	33.297	212.3	14	1:52.162	20.889	34.266	23.545	33.462	217.9
10	1:52.292	21.124	34.364	23.674	33.130	211.9							
11	1:52.432	21.057	34.401	23.787	33.187	213.2							
12	1:52.255	21.128	34.256	23.609	33.262	212.3							
13	1:52.690	21.163	34.433	23.675	33.419	212.3							
14	1:52.826	21.174	34.501	23.727	33.424	211.9							
11	David GONZÁLEZ					ESP	73	Valentín PERRONE					ARG
	AC RACING TEAM					HONDA		Frando Racing VHC Team					HONDA
1	1:55.755	24.507	34.395	23.618	33.235		1	1:57.583	25.935	34.860	23.644	33.144	
2	1:51.986	20.957	34.231	23.610	33.188	217.9	2	1:51.579	20.886	34.009	23.543	33.141	221.4
3	1:52.052	20.954	34.073	23.676	33.349	215.7	3	1:51.929	20.670	34.314	23.561	33.384	221.4
4	1:52.145	21.054	34.234	23.482	33.375	215.3	4	1:52.598	20.983	34.287	23.912	33.416	219.2
5	1:52.065	20.850	34.259	23.667	33.289	219.2	5	1:52.449	20.776	34.440	23.739	33.494	221.0
6	1:52.660	21.051	34.260	23.724	33.625	214.9	6	1:52.423	21.037	34.614	23.451	33.321	215.7
7	1:52.908	21.089	34.351	23.892	33.576	214.9	7	1:52.542	20.896	34.491	23.642	33.513	221.4
8	1:52.952	21.104	34.488	23.831	33.529	213.2	8	1:52.510	20.994	34.352	23.714	33.450	221.4
9	1:52.454	21.238	34.256	23.597	33.363	213.2	9	1:51.918	20.693	34.373	23.598	33.254	223.2
10	1:51.987	20.847	34.186	23.643	33.311	219.2	10	1:52.097	20.859	34.312	23.513	33.413	222.3
11	1:51.945	20.873	34.235	23.494	33.343	218.3	11	1:52.143	20.892	34.184	23.794	33.273	224.6
12	1:52.134	20.847	34.397	23.491	33.399	216.6	12	1:52.209	20.762	34.460	23.560	33.427	224.2
13	1:52.469	21.014	34.464	23.549	33.442	217.4	13	1:52.233	21.007	34.268	23.503	33.455	214.4
14	1:52.644	20.908	34.421	23.724	33.591	222.3	14	1:52.735	20.588	34.305	23.581	34.261	222.3
31	Giulio PUGLIESE					ITA	4	Gabriel TESINI					ITA
	CFMOTO Aspar Junior Team					HONDA		AC RACING TEAM					HONDA
1	1:56.421	24.803	34.636	23.608	33.374		1	1:56.621	24.500	34.836	23.690	33.595	
2	1:51.777	20.948	34.140	23.476	33.213	221.0	2	1:52.331	20.943	34.491	23.689	33.208	222.3
3	1:51.761	20.919	34.113	23.422	33.307	221.9	3	1:52.966	21.121	34.785	23.673	33.387	217.4
4	1:51.903	20.721	34.246	23.556	33.380	221.0	4	1:52.225	20.764	34.309	23.624	33.528	222.3
5	1:52.296	21.100	34.254	23.608	33.334	218.8	5	1:52.403	20.835	34.395	23.736	33.437	223.7
6	1:52.683	21.127	34.273	23.597	33.686	213.6	6	1:52.143	20.895	34.514	23.447	33.287	223.7
7	1:52.845	21.138	34.284	23.861	33.562	216.6	7	1:52.573	21.108	34.396	23.716	33.353	218.3
8	1:52.973	21.261	34.343	23.815	33.554	212.8	8	1:52.092	20.581	34.348	23.815	33.348	221.9
9	1:51.995	20.812	34.215	23.565	33.403	218.8	9	1:52.673	21.062	34.468	23.603	33.540	217.9
10	1:52.021	20.918	34.250	23.488	33.365	217.0	10	1:52.596	20.966	34.377	23.712	33.541	220.1
11	1:52.135	20.916	34.345	23.536	33.338	219.2	11	1:52.904	20.977	34.627	23.704	33.596	219.6
12	1:52.172	20.843	34.360	23.502	33.467	218.8	12	1:53.246	21.063	34.576	23.866	33.741	217.0
13	1:52.466	21.003	34.422	23.569	33.472	219.2	13	1:54.222	21.259	34.917	24.137	33.909	214.0
14	1:52.736	20.890	34.577	23.740	33.529	221.9	14	1:54.143	21.234	34.907	23.875	34.127	214.0
34	Seiryu Ikegami					JPN	95	Leonardo ZANNI					ITA
	GAS UP RACING TEAM					HONDA		MIR RACING FINETWORK TEAM					HONDA
1	1:57.316	25.150	34.927	23.937	33.302		1	1:59.097	26.236	34.978	23.967	33.916	
2	1:51.761	20.942	34.131	23.586	33.102	221.0	2	1:52.255	20.931	34.294	23.695	33.335	225.6
3	1:51.973	20.730	34.226	23.605	33.412	221.0	3	1:52.781	20.977	34.434	24.005	33.365	224.2
							4	1:52.117	20.747	34.218	23.569	33.583	227.4
							5	1:52.713	20.856	34.574	23.708	33.575	221.0
							6	1:52.539	20.999	34.274	23.679	33.587	219.6
							7	1:52.494	20.929	34.400	23.689	33.476	220.1
							8	1:52.975	20.856	34.590	23.821	33.708	219.2
							9	1:53.021	21.453	34.308	23.689	33.571	214.9



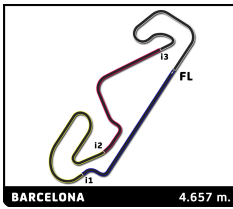
European Talent Cup

FIM JuniorGP - CIRCUIT BARCELONA-CATALUNYA

Race ETC

Sector Analysis

Lap	Time	Sector 1	Sector 2	Sector 3	Sector 4	T.Sp	Lap	Time	Sector 1	Sector 2	Sector 3	Sector 4	T.Sp	
10	1:53.576	21.366	34.588	23.675	33.947	218.3	25 Gonzalo PÉREZ Team Larresport HONDA	1	1:59.606	26.488	35.187	23.944	33.987	
11	1:52.831	20.979	34.529	23.839	33.484	224.6		2	1:52.467	20.890	34.501	23.786	33.290	219.6
12	1:53.351	20.902	34.900	23.866	33.683	216.6		3	1:51.945	20.736	34.251	23.672	33.286	224.2
13	1:53.808	21.750	34.762	23.646	33.650	214.0		4	1:52.176	20.663	34.321	23.583	33.609	230.8
14	1:53.316	20.916	34.841	23.755	33.804	220.1		5	1:52.829	21.192	34.499	23.745	33.393	220.1
26 Pau ALSINA Team Estrella Galicia 0,0 HONDA								6	1:52.683	21.020	34.433	23.800	33.430	217.4
1	1:58.005	25.418	35.102	23.832	33.653			7	1:52.507	20.964	34.577	23.615	33.351	221.4
2	1:52.351	20.879	34.491	23.645	33.336	223.2		8	1:52.956	21.001	34.458	23.726	33.771	221.0
3	1:52.597	20.974	34.503	23.672	33.448	223.7		9	1:52.721	20.667	34.537	23.772	33.745	221.0
4	1:53.062	21.076	34.613	23.758	33.615	215.7		10	1:53.219	21.018	34.626	23.788	33.787	216.1
5	1:53.579	21.378	34.762	23.650	33.789	220.1		11	1:53.131	21.029	34.674	23.828	33.600	219.2
6	1:52.335	20.964	34.245	23.598	33.528	221.9		12	1:53.835	21.291	34.920	23.843	33.781	210.3
7	1:52.468	20.965	34.562	23.460	33.481	220.5		13	1:53.443	21.166	34.672	23.871	33.734	214.4
8	1:52.861	20.895	34.510	23.668	33.788	219.6		14	1:53.607	21.051	35.034	23.889	33.633	221.4
9	1:52.708	20.648	34.617	23.722	33.721	220.5	7 Beñat FERNÁNDEZ Frando Racing VHC Team HONDA							
10	1:53.232	21.030	34.676	23.750	33.776	215.3	1	1:58.369	25.693	35.228	24.043	33.405		
11	1:53.107	21.314	34.522	23.771	33.500	217.9	2	1:52.426	20.951	34.361	23.749	33.365	221.0	
12	1:53.537	21.165	34.899	23.844	33.629	214.4	3	1:52.679	20.861	34.536	23.847	33.435	221.9	
13	1:53.518	21.472	34.478	23.684	33.884	215.7	4	1:53.439	21.470	34.633	23.722	33.614	213.2	
14	1:53.570	21.027	34.858	23.904	33.781	217.0	5	1:52.627	20.897	34.453	23.741	33.536	220.1	
22 Jesús TORRES Team Estrella Galicia 0,0 HONDA							6	1:52.127	20.764	34.332	23.668	33.363	225.6	
1	2:01.256	27.111	36.347	23.867	33.931		7	1:52.442	20.870	34.412	23.753	33.407	222.3	
2	1:52.915	20.775	34.671	23.851	33.618	220.5	8	1:53.007	20.812	34.617	23.856	33.722	217.9	
3	1:52.198	20.586	34.678	23.732	33.202	227.0	9	1:53.085	21.115	34.397	23.832	33.741	213.6	
4	1:52.270	20.695	34.388	23.771	33.416	227.0	10	1:53.204	20.941	34.577	23.808	33.878	221.4	
5	1:52.833	21.000	34.594	23.878	33.361	219.6	11	1:53.256	21.193	34.681	23.877	33.505	221.9	
6	1:52.666	21.057	34.354	23.806	33.449	218.8	12	1:53.332	21.097	34.775	23.806	33.654	219.2	
7	1:52.859	21.042	34.471	23.899	33.447	216.1	13	1:53.291	21.057	34.791	23.774	33.669	210.7	
8	1:52.833	21.068	34.461	23.928	33.376	215.7	14	1:53.900	21.248	35.010	23.715	33.927	213.6	
9	1:52.654	20.979	34.456	23.770	33.449	216.1	27 Kerman TINEZ MIR RACING FINETWORK TEAM HONDA							
10	1:52.642	21.050	34.393	23.786	33.413	216.1	1	1:57.540	25.196	35.238	23.942	33.164		
11	1:52.672	21.054	34.409	23.826	33.383	219.2	2	1:53.079	21.122	34.651	23.989	33.317	221.4	
12	1:52.383	20.927	34.320	23.629	33.507	220.5	3	1:53.060	21.261	34.612	23.823	33.364	225.6	
13	1:53.029	20.557	34.776	23.842	33.854	218.8	4	1:52.468	20.871	34.400	23.623	33.574	223.7	
14	1:53.763	21.433	34.988	23.675	33.667	214.0	5	1:53.178	21.167	34.768	23.707	33.536	220.5	
92 Pablo OLIVARES MIR RACING FINETWORK TEAM HONDA							6	1:53.018	21.136	34.714	23.714	33.454	220.1	
1	1:59.396	26.839	35.178	23.778	33.601		7	1:52.743	20.965	34.455	23.808	33.515	218.8	
2	1:52.459	20.930	34.449	23.728	33.352	224.6	8	1:52.566	20.982	34.415	23.818	33.351	218.3	
3	1:52.002	20.834	34.155	23.665	33.348	222.3	9	1:52.854	21.013	34.428	23.800	33.613	219.6	
4	1:52.093	20.517	34.313	23.638	33.625	225.1	10	1:53.256	21.150	34.498	23.861	33.747	219.2	
5	1:52.882	21.204	34.457	23.741	33.480	218.3	11	1:53.276	21.048	34.860	23.794	33.574	222.8	
6	1:52.560	20.999	34.268	23.709	33.584	223.2	12	1:53.384	20.909	34.843	23.883	33.749	219.6	
7	1:52.441	20.873	34.254	23.744	33.570	221.4	13	1:53.066	21.086	34.709	23.650	33.621	217.0	
8	1:53.118	21.291	34.239	23.902	33.686	216.1	14	1:53.739	21.317	35.232	23.615	33.575	218.3	
9	1:52.870	21.100	34.216	23.855	33.699	214.0	45 Alex LONGARELA LIQUI MOLY HUSQVARNA INTACT GI HONDA							
10	1:53.294	20.990	34.592	23.937	33.775	219.2	1	1:57.704	25.351	35.007	24.093	33.253		
11	1:53.078	21.142	34.462	23.849	33.625	215.3	2	1:52.566	21.069	34.410	23.820	33.267	218.3	
12	1:53.511	21.151	34.763	23.914	33.683	216.6	3	1:53.267	21.241	34.511	23.996	33.519	221.0	
13	1:53.360	21.183	34.509	23.815	33.853	217.0								
14	1:53.980	21.464	35.269	23.656	33.591	214.4								



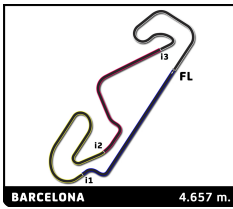
European Talent Cup

FIM JuniorGP - CIRCUIT BARCELONA-CATALUNYA

Race ETC

Sector Analysis

Legend: _ Invalidated Lap ■ Personal Best ■ Session Best B Crossing the pit lane															
Lap	Time	Sector 1	Sector 2	Sector 3	Sector 4	T.Sp	Lap	Time	Sector 1	Sector 2	Sector 3	Sector 4	T.Sp		
4	1:54.012	21.621	35.132	23.839	33.420	211.9	10	1:53.318	21.103	34.641	23.868	33.706	219.2		
5	1:52.179	20.919	34.259	23.692	33.309	221.9	11	1:53.958	21.284	34.739	23.900	34.035	217.9		
6	1:52.024	20.930	34.312	23.434	33.348	218.8	12	1:53.914	21.442	34.798	23.891	33.783	216.6		
7	1:52.410	21.008	34.378	23.621	33.403	218.8	13	1:53.565	21.200	34.595	23.883	33.887	216.1		
8	1:53.209	20.944	34.880	23.684	33.701	219.2	14	1:53.959	21.434	34.914	23.957	33.654	211.5		
9	1:52.815	21.125	34.453	23.776	33.461	218.3									
10	1:53.246	21.278	34.434	23.853	33.681	213.6									
11	1:53.269	21.201	34.812	23.891	33.365	218.3									
12	1:53.771	20.961	34.977	23.912	33.921	219.6									
13	1:53.108	21.218	34.646	23.837	33.407	215.3									
14	1:53.684	21.354	35.025	23.951	33.354	217.9									
37	Marianos NIKOLIS						AUS	6	Benjamin CAILLET						FRA
	Team Estrella Galicia 0,0						HONDA		JEG TAKE OFF GP						HONDA
1	2:00.822	26.999	35.344	24.299	34.180		1	1:58.831	25.511	35.196	24.259	33.865			
2	1:53.237	21.098	34.553	23.937	33.649	221.4	2	1:54.074	21.498	34.890	23.860	33.826	222.3		
3	1:53.351	21.229	34.607	23.720	33.795	223.2	3	1:53.127	21.039	34.582	23.909	33.597	222.8		
4	1:52.872	20.907	34.461	23.650	33.854	222.8	4	1:53.711	21.236	34.864	24.043	33.568	219.6		
5	1:53.032	21.082	34.454	23.870	33.626	224.6	5	1:52.869	20.885	34.446	23.941	33.597	222.8		
6	1:53.020	20.975	34.462	23.939	33.644	221.9	6	1:52.616	20.943	34.331	23.835	33.507	223.7		
7	1:52.962	21.030	34.497	23.924	33.511	220.5	7	1:52.948	21.079	34.417	23.779	33.673	220.1		
8	1:53.182	21.007	34.444	24.054	33.677	224.2	8	1:53.896	21.219	34.545	24.115	34.017	217.4		
9	1:53.976	21.621	34.731	23.969	33.655	213.6	9	1:53.997	21.651	34.614	24.005	33.727	214.4		
10	1:53.178	21.064	34.598	23.730	33.786	221.4	10	1:53.679	21.395	34.502	23.862	33.920	214.4		
11	1:54.233	21.529	34.748	23.897	34.059	220.1	11	1:53.952	21.235	34.719	23.990	34.008	218.3		
12	1:53.662	21.055	34.766	24.015	33.826	218.8	12	1:53.932	21.431	34.797	23.887	33.817	214.0		
13	1:53.840	21.524	34.482	23.952	33.882	214.0	13	1:53.534	21.185	34.470	24.018	33.861	217.0		
14	1:53.728	21.256	34.783	23.996	33.693	214.0	14	1:54.704	21.859	34.715	23.821	34.309	211.5		
8	Edoardo BERTOLA						ITA	14	Edu GUTIÉRREZ						ESP
	EAGLE-1						HONDA		CFMOTO Aspar Junior Team						HONDA
1	1:59.969	25.940	35.752	24.113	34.164		1	1:57.290	25.190	34.734	23.908	33.458			
2	1:53.525	21.178	34.804	23.818	33.725	221.4	2	1:52.994	21.307	34.303	23.836	33.548	222.3		
3	1:53.846	21.051	35.105	23.856	33.834	224.6	3	1:53.147	20.966	34.850	23.799	33.532	220.1		
4	1:53.055	21.180	34.485	23.705	33.685	223.2	4	1:53.781	21.526	34.735	23.782	33.738	212.8		
5	1:53.078	20.828	34.782	23.802	33.666	226.0	5	1:53.301	20.811	34.825	23.904	33.761	223.7		
6	1:52.916	20.945	34.632	23.802	33.537	224.2	6	1:53.994	21.112	34.894	24.275	33.713	218.8		
7	1:53.103	21.146	34.631	23.763	33.563	218.8	7	1:53.870	21.032	34.704	24.131	34.003	218.8		
8	1:53.295	21.014	34.603	23.975	33.703	220.5	8	1:54.358	21.102	35.143	24.188	33.925	220.5		
9	1:54.069	21.169	35.272	23.914	33.714	222.3	9	1:54.084	21.074	34.873	24.193	33.944	218.8		
10	1:53.957	21.289	34.722	23.872	34.074	217.4	10	1:53.881	21.086	34.776	23.992	34.027	217.9		
11	1:53.614	21.226	34.850	23.919	33.619	215.3	11	1:56.259	21.381	36.046	24.443	34.389	212.8		
12	1:53.532	21.228	34.752	23.901	33.651	211.5	12	1:55.513	21.436	35.235	24.388	34.454	212.8		
13	1:53.511	21.262	34.708	23.817	33.724	220.5	13	1:56.119	21.585	35.354	24.541	34.639	211.1		
14	1:53.657	20.911	34.984	24.124	33.638	215.3	14	1:56.321	21.524	35.552	24.479	34.766	210.7		
70	Kristian DANIEL JR						USA	90	Luca AGOSTINELLI						VNM
	AGR TEAM						HONDA		TEAM ECHOVIT PASINI RACING						HONDA
1	2:00.398	26.834	35.656	24.318	33.590		1	1:59.265	25.613	35.481	24.013	34.158			
2	1:53.159	20.946	34.714	24.063	33.436	222.3	2	1:54.089	21.134	35.158	23.920	33.877	221.4		
3	1:52.914	20.809	34.556	23.894	33.655	223.7	3	1:53.517	20.911	34.935	23.936	33.735	225.6		
4	1:52.703	20.912	34.383	23.806	33.602	226.0	4	1:53.197	20.910	34.657	23.855	33.775	225.1		
5	1:53.329	20.925	34.645	24.193	33.566	220.5	5	1:53.197	20.962	34.645	23.932	33.658	225.6		
6	1:53.106	21.182	34.481	23.843	33.600	223.2	6	1:53.730	21.235	34.633	24.033	33.829	221.0		
7	1:53.356	21.095	34.579	23.990	33.692	217.9	7	1:53.813	21.055	34.626	24.109	34.023	222.3		
8	1:53.523	21.111	34.632	24.180	33.600	215.7	8	1:54.619	21.115	35.045	24.192	34.267	218.8		
9	1:54.010	21.521	35.028	23.832	33.629	215.3	9	1:54.785	21.210	35.080	24.265	34.230	217.9		
							10	1:55.130	21.316	35.271	24.208	34.335	217.0		
							11	1:54.926	21.302	35.230	24.255	34.139	217.0		
							12	1:55.387	21.384	35.351	24.370	34.282	214.4		
							13	1:55.269	21.393	35.312	24.370	34.194	213.2		
							14	1:54.655	21.349	35.163	24.143	34.000	213.2		



European Talent Cup

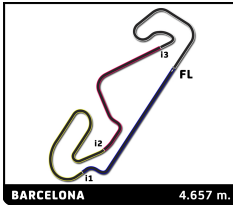
FIM JuniorGP - CIRCUIT BARCELONA-CATALUNYA

Race ETC

Sector Analysis

— Invalidated Lap ■ Personal Best ■ Session Best B Crossing the pit lane

Lap	Time	Sector 1	Sector 2	Sector 3	Sector 4	T.Spd	Lap	Time	Sector 1	Sector 2	Sector 3	Sector 4	T.Spd		
33	Enzo BELLON						FRA	4	1:55.278	21.474	35.257	24.247	34.300	215.3	
	Team Estrella Galicia 0,0						HONDA	5	1:55.582	21.417	35.477	24.361	34.327	215.7	
1	1:59.564	25.600	35.721	24.078	34.165		6	1:55.638	21.844	35.157	24.250	34.387	211.9		
2	1:53.849	21.171	34.964	23.964	33.750	218.3	7	1:55.741	21.919	35.067	24.443	34.312	210.3		
3	1:53.860	21.260	34.708	23.986	33.906	218.3	8	1:55.562	21.743	35.168	24.441	34.210	212.3		
4	1:53.951	21.407	34.796	23.951	33.797	218.8	9	1:56.055	21.930	35.463	24.491	34.171	215.3		
5	1:53.834	21.208	34.895	23.904	33.827	221.0	10	1:55.037	21.732	34.992	24.149	34.164	214.4		
6	1:54.530	21.352	35.017	24.090	34.071	217.9	11	1:55.659	21.897	35.260	24.286	34.216	213.2		
7	1:54.783	21.468	35.083	24.229	34.003	216.1	12	1:55.587	21.855	35.158	24.219	34.355	210.3		
8	1:55.234	21.479	35.460	24.221	34.074	214.4	13	1:55.164	21.673	35.001	24.142	34.348	211.9		
9	1:54.642	21.388	35.005	24.115	34.134	215.7	14	1:55.215	21.669	35.107	24.213	34.226	211.1		
10	1:54.734	21.465	35.024	24.218	34.027	214.4									
11	1:54.665	21.371	35.146	24.129	34.019	216.1									
12	1:54.887	21.374	35.291	24.106	34.116	214.4									
13	1:54.513	21.393	35.009	24.127	33.984	214.4									
14	1:54.260	21.304	34.970	24.071	33.915	214.4									
35	Vasileios PANTELEAKIS						GRC	36	Evan BOXBERGER						FRA
	AC RACING TEAM						HONDA		JEG TAKE OFF GP						HONDA
1	1:59.410	26.185	35.366	23.950	33.909		1	2:01.035	26.537	35.728	24.539	34.231			
2	1:54.591	21.613	35.216	24.096	33.666	214.0	2	1:54.907	21.299	34.939	24.443	34.226	224.2		
3	1:55.149	21.571	35.535	24.178	33.865	217.4	3	1:55.385	21.515	35.504	24.152	34.214	219.2		
4	1:54.087	21.356	34.918	24.089	33.724	217.4	4	1:55.254	21.456	35.262	24.228	34.308	215.3		
5	1:54.729	21.505	35.197	24.198	33.829	212.3	5	1:55.738	21.635	35.339	24.410	34.354	215.7		
6	1:55.424	21.601	35.121	24.623	34.079	210.3	6	1:55.447	21.658	35.175	24.355	34.259	206.7		
7	1:55.248	21.478	35.291	24.356	34.123	215.3	7	1:55.829	21.514	35.625	24.325	34.365	211.9		
8	1:54.633	21.622	35.189	24.125	33.697	214.0	8	1:55.423	21.787	35.123	24.317	34.196	214.4		
9	1:54.357	21.507	34.841	24.168	33.841	208.3	9	1:56.016	21.856	35.342	24.468	34.350	213.6		
10	1:54.444	21.439	34.911	24.183	33.911	209.1	10	1:55.270	21.679	35.187	24.279	34.125	212.8		
11	1:54.230	21.447	34.865	24.167	33.751	210.3	11	1:55.771	21.819	35.364	24.425	34.163	214.0		
12	1:54.256	21.494	34.901	24.071	33.790	209.1	12	1:55.616	21.209	35.630	24.315	34.462	215.3		
13	1:54.162	21.504	34.799	24.093	33.766	209.5	13	1:55.099	21.522	35.011	24.000	34.566	215.7		
14	1:54.502	21.518	34.850	24.190	33.944	210.3	14	1:55.022	21.549	35.144	24.200	34.129	216.6		
99	Rémy SANJUAN						FRA	30	Matthias ROSTAGNI						FRA
	MécaProjets Team ADO						HONDA		BRS - Brechon Racing School						HONDA
1	2:00.173	26.181	35.973	24.027	33.992		1	2:01.646	26.974	35.577	24.847	34.248			
2	1:54.205	21.069	35.139	24.157	33.840	220.5	2	1:55.479	21.490	35.132	24.561	34.296	217.9		
3	1:54.808	21.057	35.563	24.250	33.938	222.3	3	1:55.122	21.641	34.977	24.371	34.133	214.0		
4	1:54.355	21.183	35.152	24.185	33.835	220.1	4	1:54.486	21.476	34.910	24.288	33.812	214.4		
5	1:54.680	21.044	35.245	24.257	34.134	221.9	5	1:55.488	21.322	35.464	24.346	34.356	218.3		
6	1:55.054	21.215	35.254	24.397	34.188	217.4	6	1:55.580	21.467	35.289	24.462	34.362	211.9		
7	1:55.265	21.458	35.267	24.287	34.253	214.0	7	1:55.719	21.656	35.420	24.348	34.295	209.9		
8	1:55.176	21.552	35.444	24.234	33.946	212.8	8	1:55.509	21.564	35.187	24.475	34.283	212.3		
9	1:54.992	21.506	34.946	24.232	34.308	215.3	9	1:56.079	21.954	35.183	24.705	34.237	211.9		
10	1:55.480	21.543	35.188	24.326	34.423	211.9	10	1:55.078	21.460	35.056	24.444	34.118	213.6		
11	1:55.450	21.586	35.149	24.264	34.451	212.3	11	1:55.703	21.904	35.261	24.386	34.152	214.0		
12	1:56.103	21.701	35.282	24.507	34.613	211.5	12	1:55.628	21.548	35.204	24.416	34.460	210.7		
13	1:55.967	21.718	35.294	24.488	34.467	210.7	13	1:55.140	21.360	34.971	24.374	34.435	215.3		
14	1:56.815	21.703	36.036	24.507	34.569	210.3	14	1:55.282	21.394	35.390	24.170	34.328	213.6		
88	Nikola MIROSLAVOV						BGR	71	Carlos CANO						ESP
	Ilusion Racing						HONDA		SeventyTwo Artbox Racing Team						HONDA
1	2:01.151	26.329	36.149	24.474	34.199		1	1:56.875	25.631	34.436	23.647	33.161			
2	1:54.843	21.305	35.076	24.246	34.216	220.1	2	1:52.047	20.784	34.174	23.677	33.412	226.0		
3	1:55.251	21.384	35.329	24.357	34.181	221.0	3	1:52.508	20.952	34.723	23.535	33.298	218.8		
							4	1:52.206	20.721	34.250	23.746	33.489	227.0		
							5	1:52.460	20.978	34.367	23.592	33.523	221.9		
							6	1:52.387	21.140	34.403	23.495	33.349	214.9		
							7	1:52.586	20.854	34.469	23.646	33.617	222.3		
							8	1:52.401	20.793	34.391	23.746	33.471	221.9		
							9	1:52.020	20.714	34.386	23.550	33.370	221.0		



European Talent Cup

FIM JuniorGP - CIRCUIT BARCELONA-CATALUNYA

Race ETC

Sector Analysis

— Invalidated Lap ■ Personal Best ■ Session Best B Crossing the pit lane

Lap	Time	Sector 1	Sector 2	Sector 3	Sector 4	T.Sp
10	1:52.098	20.790	34.287	23.546	33.475	223.2
11	1:52.149	20.667	34.313	23.667	33.502	221.0
12	1:52.203	20.691	34.434	23.555	33.523	222.8
13	1:52.072	20.784	34.313	23.563	33.412	221.9

69 **Fernando BUJOSA** ESP
Team Estrella Galicia 0,0 HONDA

1	1:59.698	26.771	35.446	24.022	33.459	
2	1:53.063	20.890	34.784	23.829	33.560	221.4
3	1:53.425	21.452	34.458	23.930	33.585	215.7
4	1:53.044	21.324	34.588	23.700	33.432	220.5
5	1:52.819	20.968	34.469	24.006	33.376	219.2
6	15:16.880B	21.589				211.1