

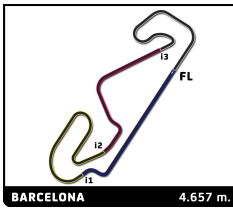
JuniorGP

FIM JuniorGP - CIRCUIT BARCELONA-CATALUNYA

Free Practice 1

Sector Analysis

_ Invalidated Lap							■ Personal Best	■ Session Best	B Crossing the pit lane					
Lap	Time	Sector 1	Sector 2	Sector 3	Sector 4	T.Spd	Lap	Time	Sector 1	Sector 2	Sector 3	Sector 4	T.Spd	
14	Cormac BUCHANAN						NZL	6	2:06.413	22.331	38.944	26.609	38.529	229.9
	AGR TEAM						KTM	7	2:05.778	22.164	38.564	26.474	38.576	229.9
1	37:36.709	...	42.529	28.446	41.719	170.4	8	2:21.899B	22.866	39.979	27.942	51.112	227.0	
2	2:16.698	23.467	42.198	28.784	42.249	232.3	9	4:42.799	3:00.279	38.339	26.351	37.830	171.5	
3	2:09.602	22.710	39.964	27.302	39.626	232.8	10	2:03.945	22.103	37.864	26.020	37.958	227.4	
4	2:07.306	22.310	39.115	26.789	39.092	232.8	11	2:04.194	22.205	38.093	25.984	37.912	225.1	
5	2:06.733	22.195	39.204	26.575	38.759	232.8								
6	2:06.401	22.165	38.804	26.626	38.806	233.8								
7	2:07.207	22.104	40.102	26.388	38.613	232.8								
8	2:04.729	22.035	38.347	26.102	38.245	231.3								
9	2:05.400	21.821	39.067	26.133	38.379	233.3								
10	2:23.576B	21.834	39.748	29.357	52.637	232.8								
11	3:58.504	2:13.501	39.705	26.532	38.766	168.8								
12	2:03.758	21.890	38.036	25.855	37.977	232.3								
13	2:03.474	21.770	37.885	25.842	37.977	232.8								
94	Facundo LLAMBIAS						URY							
	Team Estrella Galicia 0,0						HONDA							
1	37:56.095	...	41.401	28.178	40.647	183.0								
2	2:09.901	23.499	40.445	26.899	39.058	229.9								
3	2:06.331	22.609	39.038	26.220	38.464	230.3								
4	2:06.517	22.302	39.398	26.513	38.304	230.3								
5	2:25.436B	23.247	43.997	27.415	50.777	229.4								
6	5:35.204	3:50.684	40.011	26.277	38.232	180.3								
7	2:04.672	22.103	38.507	26.012	38.050	230.3								
8	2:04.727	22.181	38.658	26.019	37.869	228.9								
9	2:05.650	22.255	38.760	25.952	38.683	228.9								
10	2:05.792	22.125	38.228	26.954	38.485	230.3								
11	2:03.864	22.018	38.153	25.682	38.011	229.4								
12	2:07.388	22.135	39.471	26.967	38.815	229.4								
13	2:03.658	21.982	37.901	25.628	38.147	229.4								
27	Rico SALMELA						FIN							
	LIQUI MOLY HUSQVARNA INTACT GI						HUSQVARNA							
1	38:08.734	...	41.300	28.593	42.201	176.2								
2	2:12.305	23.735	40.520	27.583	40.467	224.6								
3	2:09.588	22.734	39.974	27.055	39.825	233.8								
4	2:09.765	22.751	40.348	27.041	39.625	235.3								
5	2:07.915	22.308	39.657	26.681	39.269	233.8								
6	2:07.966	22.476	39.358	26.697	39.435	233.8								
7	2:07.266	22.403	39.205	26.678	38.980	234.3								
8	2:06.109	22.128	38.781	26.325	38.875	234.8								
9	2:05.179	21.977	38.464	26.280	38.458	235.3								
10	2:04.966	21.922	38.396	26.029	38.619	234.8								
11	2:04.295	21.902	38.271	25.941	38.181	234.8								
12	2:05.097	21.867	38.238	26.313	38.679	233.8								
13	2:03.921	21.728	38.140	25.941	38.112	234.3								
14	2:08.429	22.875	41.015	25.999	38.540	234.8								
13	Hakim DANISH						MYS							
	SIC Racing - MSI						KTM							
1	41:57.599	...	40.488	27.541	40.254	165.2								
2	2:09.200	22.879	39.568	27.374	39.379	228.9								
3	2:07.593	22.696	39.130	26.946	38.821	228.4								
4	2:06.653	22.423	38.879	26.800	38.551	229.4								
5	2:06.450	22.212	38.729	26.622	38.887	230.3								
57	Danial SHAHRIL						MYS							
	Asia Talent Team						HONDA							
1	38:59.603	...	46.060	29.112	40.990	166.7								
2	2:09.315	22.950	40.459	26.903	39.003	229.4								
3	2:06.953	22.631	39.192	26.480	38.650	230.3								
4	2:06.657	22.467	38.993	26.555	38.642	231.3								
5	2:07.067	22.527	39.041	26.671	38.828	230.8								
6	2:05.969	22.296	38.816	26.332	38.525	229.4								
7	2:05.216	22.289	38.607	26.027	38.293	228.9								
8	2:05.403	22.205	38.801	26.280	38.117	230.8								
9	2:06.176	22.011	38.320	26.885	38.960	229.9								
10	2:05.078	22.099	38.234	26.027	38.718	230.3								
11	2:06.159	22.048	39.028	26.689	38.394	228.9								
12	2:04.133	21.996	38.128	26.041	37.968	229.4								
13	2:04.468	21.921	38.175	25.760	38.612	228.9								
14	2:04.002	22.437	38.002	25.718	37.845	227.9								
54	Jesús RIOS						ESP							
	MRE TALENT						KTM							
1	39:37.640	...	43.360	28.692	43.469	167.3								
2	2:17.336	24.073	42.735	28.277	42.251	222.8								
3	2:13.441	23.689	41.792	27.365	40.595	222.8								
4	2:08.983	23.137	40.267	26.720	38.859	225.6								
5	2:06.651	22.352	39.119	26.346	38.834	230.3								
6	2:06.326	22.416	39.047	26.269	38.594	228.9								
7	2:05.291	22.639	38.519	25.984	38.149	222.3								
8	2:04.135	21.933	38.374	25.863	37.965	231.3								
9	2:13.502	22.478	40.057	28.802	42.165	226.5								
10	2:22.584B	22.819	40.351	26.864	52.550	224.6								
11	Adrián CRUCES						ESP							
	FINETWORK TEAM						KTM							
1	37:36.136	...	43.142	28.305	42.007	180.0								
2	2:17.453	23.522	42.862	28.845	42.224	231.3								
3	2:13.076	23.134	41.587	27.516	40.839	235.8								
4	2:12.535	23.037	41.237	27.393	40.868	236.3								
5	2:10.232	22.737	40.630	26.985	39.880	237.4								
6	2:08.809	22.364	39.914	26.851	39.680	236.3								
7	2:08.245	22.238	39.866	26.737	39.404	236.9								
8	2:08.116	22.487	39.766	26.637	39.226	233.3								
9	2:07.271	22.165	39.519	26.581	39.006	232.8								
10	2:06.236	22.065	39.147	26.267	38.757	232.8								
11	2:05.763	22.016	38.997	26.184	38.566	233.3								
12	2:05.197	22.090	38.785	26.007	38.315	232.8								
13	2:04.342	21.852	38.545	25.891	38.054	233.3								
14	2:28.226B	23.155	44.441	28.390	52.240	235.3								
83	Álvaro CARPE						ESP							
	STV Laglisse Racing						HUSQVARNA							
1	38:12.698	...	43.983	29.440	43.628	154.7								



JuniorGP

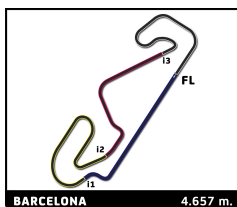
FIM JuniorGP - CIRCUIT BARCELONA-CATALUNYA

Free Practice 1

Sector Analysis

— Invalidated Lap ■ Personal Best ■ Session Best B Crossing the pit lane

Lap	Time	Sector 1	Sector 2	Sector 3	Sector 4	T.Sp	Lap	Time	Sector 1	Sector 2	Sector 3	Sector 4	T.Sp
2	2:15.161	23.977	42.155	27.509	41.520	225.1	14	2:05.568	22.098	38.833	25.912	38.725	236.9
3	2:09.895	23.116	40.016	26.956	39.807	230.3	91	Kotaro UCHIUMI					JPN
4	2:09.926	22.787	40.298	26.705	40.136	233.8		MTA JUNIOR TEAM					KTM
5	2:07.826	22.688	39.456	26.592	39.090	235.3	1	11:51.469 B	9:08.639	55.690	37.688	1:09.452	123.0
6	2:07.838	22.736	39.430	26.332	39.340	231.3	2	26:09.349	...	45.055	29.870	44.346	162.3
7	2:07.660	22.549	39.297	26.618	39.196	234.3	3	2:20.291	24.100	43.616	29.041	43.534	216.6
8	2:06.899	22.600	39.127	26.362	38.810	228.9	4	2:15.086	23.393	41.681	28.444	41.568	227.0
9	2:06.234	22.456	38.866	26.254	38.658	229.9	5	2:14.951	23.813	41.824	28.104	41.210	226.0
10	2:24.061 B	22.940	41.512	27.267	52.342	228.4	6	2:12.701	23.298	40.838	27.674	40.891	225.1
11	5:36.877	3:51.165	41.312	26.052	38.348	170.9	7	2:12.294	23.322	40.922	27.702	40.348	219.6
12	2:04.482	22.312	38.265	25.838	38.067	230.3	8	2:11.170	23.172	40.516	27.172	40.310	230.8
4	Milan PAWELEC					POL	9	2:10.720	22.891	40.271	27.259	40.299	226.0
	STV Laglisse Racing					HUSQVARNA	10	2:10.471	23.155	40.294	27.089	39.933	225.6
1	38:13.627	...	44.298	28.149	42.466	167.8	11	2:08.896	22.619	39.777	26.931	39.569	230.3
2	2:12.292	23.901	40.702	27.625	40.064	217.4	12	2:08.541	22.599	39.438	26.762	39.742	226.5
3	2:10.345	23.264	40.208	26.910	39.963	227.4	13	2:07.589	22.427	39.385	26.783	38.994	233.3
4	2:09.767	23.580	39.873	27.061	39.253	228.4	14	2:05.930	22.358	39.033	26.137	38.402	231.3
5	2:07.791	23.186	39.236	26.493	38.876	224.6	15	2:06.442	22.236	38.828	26.529	38.849	231.8
6	2:07.368	22.628	39.462	26.487	38.791	228.4	41	Aoi UEZU					JPN
7	2:05.993	22.505	38.551	26.153	38.784	225.6		MTA JUNIOR TEAM					KTM
8	2:06.676	22.585	38.919	26.378	38.794	225.1	1	39:57.969	...	41.354	28.566	41.528	167.0
9	2:05.850	22.477	38.863	26.232	38.278	224.6	2	2:12.056	23.521	40.182	27.412	40.941	227.9
10	2:19.972 B	22.639	39.733	26.780	50.820	225.6	3	2:11.131	23.354	40.205	27.455	40.117	228.9
11	5:59.958	4:14.353	39.752	26.757	39.096	159.6	4	2:09.984	22.953	39.838	27.309	39.884	228.4
12	2:04.715	22.290	38.472	25.783	38.170	225.6	5	2:09.314	23.073	39.582	26.923	39.736	232.3
89	Marcos URIARTE					ESP	6	2:09.354	23.002	39.712	27.224	39.416	230.8
	CFMOTO Aspar Junior Team					CFMOTO	7	2:07.776	22.719	39.090	26.760	39.207	229.4
1	37:50.005	...	41.625	27.590	40.156	175.9	8	2:07.454	22.606	39.037	26.748	39.063	229.9
2	2:10.262	23.309	39.960	26.814	40.179	228.4	9	2:11.017	22.589	38.630	29.027	40.771	229.9
3	2:08.854	22.625	39.839	26.787	39.603	228.9	10	2:06.859	22.646	38.764	26.670	38.779	227.4
4	2:08.803	22.427	39.576	27.290	39.510	228.4	11	2:06.190	22.483	38.460	26.446	38.801	227.9
5	2:07.653	22.548	39.313	26.713	39.079	227.4	12	2:06.134	22.424	38.525	26.441	38.744	230.8
6	2:07.274	22.426	39.255	26.590	39.003	228.9	13	2:06.144	22.369	38.608	26.230	38.937	228.9
7	2:06.654	22.544	39.201	26.300	38.609	227.9	67	Casey James O'GORMAN					IRL
8	2:29.191 B	23.234	42.548	28.091	55.318	227.9		Team Estrella Galicia 0,0					HONDA
9	7:14.337	5:29.782	39.716	26.139	38.700	145.3	1	37:35.750	...	43.136	28.460	42.435	179.4
10	2:05.478	22.344	38.625	26.001	38.508	228.4	2	2:17.553	23.702	42.725	28.866	42.260	228.9
11	2:04.923	22.226	38.534	26.014	38.149	228.4	3	2:13.076	23.598	41.072	27.626	40.780	227.4
12	2:05.721	22.256	38.588	25.996	38.881	227.9	4	2:11.874	23.198	40.936	27.300	40.440	232.3
69	Marcos RUDA					ESP	5	2:10.393	22.916	40.166	27.286	40.025	228.4
	SeventyTwo Artbox Racing Team					KTM	6	2:09.444	22.826	39.913	27.001	39.704	232.3
1	38:31.462 B	...	43.188	28.775	53.807	175.6	7	2:29.236 B	23.194	43.710	28.248	54.084	227.4
2	2:45.844	55.636	41.729	27.446	41.033	177.9	8	7:11.272	5:23.045	41.197	27.044	39.986	150.0
3	2:11.894	22.893	41.538	27.046	40.417	235.8	9	2:08.216	22.703	39.513	26.742	39.258	231.8
4	2:11.488	22.891	41.116	27.106	40.375	236.3	10	2:07.740	22.621	39.415	26.480	39.224	231.8
5	2:10.247	22.999	40.576	26.778	39.894	236.3	11	2:06.704	22.373	38.808	26.512	39.011	231.3
6	2:09.788	22.897	40.460	26.651	39.780	236.9	12	2:06.211	22.402	38.693	26.203	38.913	230.3
7	2:09.116	22.796	40.039	26.816	39.465	236.9	47	Dodo BOGGIO					ITA
8	2:07.559	22.532	39.719	26.344	38.964	236.9		EAGLE-1					KTM
9	2:07.354	22.590	39.653	26.248	38.863	235.8	1	38:07.959	...	44.628	30.348	44.331	134.1
10	2:06.571	22.451	39.187	26.254	38.679	235.8	2	2:20.657	24.645	44.183	29.253	42.576	208.7
11	2:05.955	22.138	39.158	25.956	38.703	236.9	3	2:15.483	23.959	42.382	28.193	40.949	221.4
12	2:06.114	22.082	39.161	26.175	38.696	237.4	4	2:15.750	23.508	41.793	29.140	41.309	229.4
13	2:05.694	22.035	39.185	26.041	38.433	237.9							



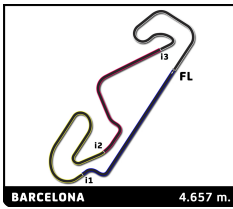
JuniorGP

FIM JuniorGP - CIRCUIT BARCELONA-CATALUNYA

Free Practice 1

Sector Analysis

_ Invalidated Lap							■ Personal Best							■ Session Best							B Crossing the pit lane																																																																												
Lap	Time	Sector 1	Sector 2	Sector 3	Sector 4	T.Spd	Lap	Time	Sector 1	Sector 2	Sector 3	Sector 4	T.Spd	Lap	Time	Sector 1	Sector 2	Sector 3	Sector 4	T.Spd	Lap	Time	Sector 1	Sector 2	Sector 3	Sector 4	T.Spd																																																																						
52 Evan BELFORD							British Talent Team - MLav Racing							GBR							HONDA																																																																												
1	38:08.366	...	44.603	29.451	42.747	173.7	2	2:16.393	24.513	42.334	28.456	41.090	207.9	3	2:13.792	23.457	41.238	28.123	40.974	223.7	4	2:13.520	23.349	40.950	28.162	41.059	228.4	5	2:11.893	23.142	40.626	27.859	40.266	227.4	6	2:10.972	23.137	40.342	27.453	40.040	229.4	7	2:11.702	23.294	40.151	27.355	40.902	225.6	8	2:10.207	23.028	40.088	27.197	39.894	229.4	9	2:09.436	22.755	39.923	27.252	39.506	231.3	10	2:09.221	22.913	39.429	26.909	39.970	227.9	11	2:09.724	23.195	40.042	26.988	39.499	227.0	12	2:07.486	22.833	39.192	26.572	38.889	222.8	13	2:06.539	22.306	38.934	26.428	38.871	228.4	14	2:06.622	22.359	38.795	26.517	38.951	227.9
34 Cesare TIEZZI							ITA							EAGLE-1							KTM																																																																												
1	38:13.543	...	44.518	29.473	48.538	168.0	2	2:16.410	24.736	42.432	28.004	41.238	214.4	3	2:12.313	23.229	41.424	27.519	40.141	228.9	4	2:12.533	22.944	41.047	27.583	40.959	230.8	5	2:11.582	23.239	40.783	27.323	40.237	231.3	6	2:10.021	22.870	40.422	26.940	39.789	230.3	7	2:10.348	22.733	40.091	26.818	40.706	229.9	8	2:08.499	22.635	39.986	26.665	39.213	229.4	9	2:08.856	22.538	40.153	26.789	39.376	229.9	10	2:07.643	22.538	39.679	26.421	39.905	232.3	11	2:06.917	22.628	39.018	26.332	38.939	230.3	12	2:06.312	22.490	38.750	26.117	38.955	230.8	13	2:24.027	22.717	39.507	28.353	53.450	225.6							
28 Máximo QUILES							ESP							Team Estrella Galicia 0,0							HONDA																																																																												
1	37:59.259	...	44.741	28.404	43.007	178.2	2	2:16.866	23.600	42.617	27.932	42.717	229.9	3	2:13.947	23.555	41.907	27.563	40.922	230.3	4	2:11.298	23.205	40.919	27.038	40.136	231.8	5	2:11.746	23.233	41.261	27.203	40.049	230.8	6	2:10.008	23.082	40.466	26.906	39.554	230.3	7	2:25.617	23.196	40.816	27.563	54.042	231.3	8	7:38.673	5:49.463	41.750	27.080	40.380	166.5	9	2:07.958	22.993	39.529	26.624	38.812	231.3	10	2:06.390	22.382	39.077	26.127	38.804	229.4	11	2:06.659	22.437	38.822	26.436	38.964	229.9																					
19 Alessandro MOROSI							ITA							CFMOTO Aspar Junior Team							CFMOTO																																																																												
1	38:24.048	...	46.557	30.364	46.208	162.8	2	2:21.585	24.640	43.814	29.347	43.784	229.9	3	2:16.588	23.904	42.643	28.483	41.558	229.4	4	2:14.816	23.328	41.903	28.755	40.830	230.3	5	2:12.483	23.340	41.169	27.617	40.357	230.3	6	2:10.836	23.037	40.576	27.030	40.193	231.3	7	2:09.512	22.789	40.183	27.011	39.529	231.8	8	2:08.748	22.813	39.732	26.980	39.223	232.3	9	2:08.126	22.639	39.478	26.655	39.354	230.3	10	2:07.736	22.434	39.468	26.558	39.276	231.8	11	2:07.388	22.400	39.249	26.563	39.176	230.8	12	2:07.097	22.567	39.255	26.149	39.126	229.9	13	2:06.502	22.414	38.916	26.192	38.980	233.3	14	2:31.813	23.832	43.533	28.121	56.327	231.3
36 Angus GRENFELL							AUS							SeventyTwo Artbox Racing Team							KTM																																																																												
1	38:19.149	...	43.282	28.284	41.650	177.6	2	2:14.287	23.583	41.669	27.668	41.367	228.9	3	2:11.793	23.354	41.151	26.964	40.324	232.3	4	2:12.952	23.148	41.505	28.335	39.964	233.3	5	2:10.030	22.890	40.515	26.937	39.688	232.8	6	2:09.545	22.986	40.389	26.788	39.382	234.3	7	2:09.889	23.039	40.392	26.694	39.764	233.8	8	2:10.498	23.154	40.105	27.023	40.216	223.2	9	2:09.244	22.851	40.092	27.003	39.298	232.3	10	2:08.203	22.607	39.357	26.639	39.600	232.8	11	2:09.574	22.743	40.107	26.861	39.863	231.8	12	2:06.613	22.588	38.917	26.289	38.819	232.8	13	2:06.651	22.463	39.101	26.313	38.774	233.3	14	2:06.860	22.514	39.255	26.284	38.807	233.8
48 Lenox PHOMMARA							CHE							MTA JUNIOR TEAM							KTM																																																																												
1	42:16.025	...	42.446	28.089	40.509	151.6	2	2:13.797	23.447	41.578	27.662	41.110	227.4	3	2:11.431	23.101	41.147	27.163	40.020	229.4	4	2:26.513	22.801	41.555	28.951	53.206	230.3	5	8:34.836	6:45.492	41.674	28.063	39.607	166.7	6	2:08.646	22.692	39.895	27.014	39.045	227.4	7	2:07.162	22.491	39.394	26.558	38.719	224.6	8	2:06.738	22.411	39.327	26.488	38.512	227.9	9	2:06.811	22.483	39.236	26.305	38.787	228.4																																			
21 Ruché MOODLEY							ZAF							FINETWORK TEAM							KTM																																																																												
1	37:36.543	...	42.897	28.493	41.976	177.4	2	2:17.225	23.485	42.664	28.918	42.158	227.9	3	2:13.248	23.506	41.384	27.505	40.853	217.4	4	2:11.701	22.941	41.096	27.543	40.121	229.4	5	2:10.624	22.959	40.499	27.098	40.068	228.4	6	2:09.874	22.832	39.884	27.037	40.121	223.2	7	2:24.765	23.261	40.574	28.592	52.338	221.0	8	6:17.137	4:28.021	40.481	27.026	41.609	145.5																																										



JuniorGP

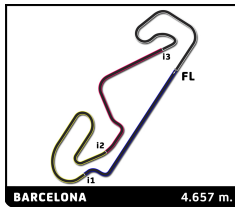
FIM JuniorGP - CIRCUIT BARCELONA-CATALUNYA

Free Practice 1

Sector Analysis

— Invalidated Lap ■ Personal Best ■ Session Best B Crossing the pit lane

Lap	Time	Sector 1	Sector 2	Sector 3	Sector 4	T.Sp	Lap	Time	Sector 1	Sector 2	Sector 3	Sector 4	T.Sp
9	2:08.376	22.524	39.812	26.821	39.219	232.8	4	2:11.682	23.177	40.736	27.320	40.449	226.0
10	2:07.736	22.482	39.543	26.473	39.238	232.8	5	2:11.096	22.952	40.581	27.346	40.217	227.0
11	2:06.875	22.355	39.273	26.381	38.866	231.8	6	2:11.123	23.059	40.478	27.361	40.225	227.4
12	2:07.126	22.176	39.430	26.473	39.047	233.8	7	2:08.809	22.713	39.479	26.842	39.775	230.8
8	Eddie O'SHEA					GBR	8	2:08.631	22.630	39.695	26.830	39.476	228.4
	British Talent Team - MLav Racing					HONDA	9	2:07.987	22.694	39.377	26.511	39.405	230.3
1	38:08.511	...	42.584	28.229	42.081	154.4	10	2:07.372	22.415	39.433	26.551	38.973	229.4
2	2:13.387	23.649	41.126	27.531	41.081	232.8	11	2:07.644	22.575	39.338	26.465	39.266	229.4
3	2:10.271	22.952	40.491	27.089	39.739	236.9	12	2:07.033	22.570	39.197	26.285	38.981	227.9
4	2:09.330	22.826	40.103	26.942	39.459	237.4	13	2:33.990B	28.282	42.477	28.632	54.599	225.6
5	2:23.166B	22.689	40.528	27.309	52.640	237.4							
6	5:37.408	3:50.228	40.307	27.174	39.699	169.6	93	Arbi ADITAMA					IDN
7	2:08.838	22.524	39.793	26.884	39.637	236.3		Astra Honda Racing Team					HONDA
8	2:08.877	22.597	39.854	27.038	39.388	235.3	1	38:15.465	...	42.791	27.927	41.168	177.4
9	2:07.696	22.342	39.436	26.745	39.173	235.3	2	2:13.235	23.342	41.034	27.791	41.068	230.8
10	2:07.736	22.360	39.501	26.583	39.292	235.3	3	2:11.851	23.030	40.662	27.302	40.857	230.3
11	2:06.896	22.148	39.115	26.651	38.982	235.3	4	2:10.715	22.930	40.510	27.243	40.032	228.9
12	2:31.722B	22.320	40.572	35.166	53.664	235.3	5	2:10.584	22.827	40.206	27.251	40.300	229.9
45	Kgopotso MONONYANE					ZAF	6	2:10.165	22.695	40.045	27.157	40.268	230.3
	AGR TEAM					KTM	7	2:09.811	23.061	40.025	26.986	39.739	230.3
1	37:50.887	...	45.382	29.408	41.929	170.7	8	2:09.023	22.968	39.538	26.853	39.664	229.4
2	2:12.337	23.259	41.095	27.552	40.431	227.9	9	2:09.322	22.687	39.865	26.882	39.888	230.3
3	2:09.216	22.580	40.324	27.070	39.242	229.9	10	2:08.462	22.840	39.295	26.714	39.613	228.9
4	2:08.808	22.394	39.757	26.654	40.003	227.4	11	2:08.100	22.751	39.376	26.509	39.464	229.9
5	2:08.455	22.315	39.552	26.951	39.637	230.8	12	2:07.760	22.657	39.196	26.524	39.383	228.4
6	2:09.293	22.576	39.891	27.079	39.747	230.8	13	2:07.437	22.693	39.168	26.420	39.156	228.9
7	2:08.332	22.518	39.343	26.788	39.683	229.9	14	2:07.439	22.555	39.596	26.300	38.988	227.0
8	2:07.704	22.418	39.355	26.817	39.114	230.8							
9	2:31.448B	22.645	44.791	28.604	55.408	230.8	56	Amon ODAKI					JPN
10	7:10.372	5:20.981	42.361	27.413	39.617	157.3		Asia Talent Team					HONDA
11	2:07.062	22.314	39.054	26.613	39.081	229.4	1	38:06.831	...	44.589	30.182	43.322	174.2
12	2:06.921	22.294	38.986	26.514	39.127	229.4	2	2:14.992	24.148	41.724	27.918	41.202	229.4
78	Jakob ROSENTHALER					AUT	3	2:13.517	23.409	41.354	27.888	40.866	226.5
	LIQUI MOLY HUSQVARNA INTACT GI					HUSQVARNA	4	2:12.285	23.089	40.791	27.693	40.712	231.3
1	38:16.003	...	43.962	28.750	41.678	164.0	5	2:12.521	23.064	40.938	27.666	40.853	228.9
2	2:12.819	23.192	41.276	27.517	40.834	234.8	6	2:11.870	23.096	40.669	27.468	40.637	229.4
3	2:11.608	23.269	40.726	26.981	40.632	234.3	7	2:12.090	23.426	40.673	27.496	40.495	228.9
4	2:10.791	22.814	40.528	27.108	40.341	234.8	8	2:10.604	22.924	40.451	27.031	40.198	229.4
5	2:10.696	22.638	40.662	27.291	40.105	234.8	9	2:10.413	22.656	40.856	26.965	39.936	229.9
6	2:10.183	22.971	40.243	26.959	40.010	232.8	10	2:10.105	22.896	39.980	26.944	40.285	229.4
7	2:10.739	22.778	40.627	27.119	40.215	233.8	11	2:09.845	22.882	40.242	26.816	39.905	229.9
8	2:08.574	22.584	39.972	26.490	39.528	233.8	12	2:09.606	22.801	39.791	26.846	40.168	228.9
9	2:09.138	22.612	40.264	26.616	39.646	236.3	13	2:07.885	22.738	39.483	26.372	39.292	226.5
10	2:08.215	22.713	39.771	26.393	39.338	234.3	14	2:08.691	22.732	39.382	26.620	39.957	228.4
11	2:08.245	22.473	39.819	26.342	39.611	232.8							
12	2:07.908	22.665	39.520	26.332	39.391	232.8	72	Edoardo LIGUORI					ITA
13	2:07.199	22.522	39.553	26.103	39.021	234.8		AC RACING TEAM					KTM
14	2:06.970	22.261	39.391	26.335	38.983	233.8	1	37:48.836	...	46.665	29.927	45.463	175.6
25	Leonardo ABRUZZO					ITA	2	2:19.810	25.179	43.283	28.495	42.853	214.9
	MTA JUNIOR TEAM					KTM	3	2:16.266	24.483	42.137	27.885	41.761	224.2
1	41:08.692	...	44.712	29.745	44.067	154.0	4	2:15.430	24.146	42.096	27.829	41.359	227.0
2	2:14.905	23.778	42.172	27.823	41.132	224.2	5	2:14.043	23.717	41.627	27.837	40.862	225.6
3	2:13.347	23.151	41.272	27.819	41.105	226.5	6	2:12.894	23.485	41.343	27.272	40.794	228.9
							7	2:12.467	23.547	40.890	27.186	40.844	227.9
							8	2:10.825	23.184	40.911	26.807	39.923	228.9
							9	2:10.583	23.287	40.124	26.908	40.264	227.9
							10	2:09.265	23.013	39.984	26.792	39.476	228.9



JuniorGP

FIM JuniorGP - CIRCUIT BARCELONA-CATALUNYA

Free Practice 1

Sector Analysis

— Invalidated Lap ■ Personal Best ■ Session Best B Crossing the pit lane

Lap	Time	Sector 1	Sector 2	Sector 3	Sector 4	T.Spd	Lap	Time	Sector 1	Sector 2	Sector 3	Sector 4	T.Spd
11	2:09.438	22.906	39.691	26.601	40.240	229.4	17 Geoffrey EMMANUEL AGR TEAM	42:09.565	...	41.429	27.569	41.538	169.9
12	2:08.148	22.817	39.479	26.536	39.316	227.4							
13	2:08.190	22.608	39.491	26.370	39.721	227.9							
14	2:50.771 B	28.550	47.190	32.504	1:02.527	225.6							

20 Jakkreephat PHUETTISAN		THA					
Honda Racing Thailand		HONDA					
1	38:17.371	...	45.668	28.796	42.102	169.6	
2	2:16.466	23.649	42.486	28.288	42.043	230.8	
3	2:13.356	23.380	41.338	27.512	41.126	229.9	
4	2:12.784	23.207	40.884	27.603	41.090	231.3	
5	2:12.383	23.007	40.961	27.338	41.077	230.8	
6	2:12.990	22.937	40.916	28.346	40.791	231.8	
7	2:10.601	22.895	40.262	27.283	40.161	231.8	
8	2:09.508	22.708	39.875	26.858	40.067	230.8	
9	2:08.448	22.455	39.627	26.873	39.493	231.8	
10	2:08.887	22.524	39.610	26.912	39.841	229.9	
11	2:08.221	22.385	39.491	26.734	39.611	229.9	
12	2:08.234	22.283	39.171	26.540	40.240	230.8	
13	2:08.447	22.748	39.365	26.912	39.422	230.3	
14	2:08.278	22.441	39.107	26.636	40.094	231.3	

29 Kevin FARKAS		HUN					
AC RACING TEAM		KTM					
1	37:54.759	...	46.568	30.054	43.494	157.1	
2	2:19.362	24.921	43.674	28.871	41.896	202.1	
3	2:16.480	24.009	42.414	28.213	41.844	216.1	
4	2:14.172	23.836	41.885	27.930	40.521	224.6	
5	2:13.366	23.577	41.342	27.857	40.590	222.3	
6	2:12.462	23.061	41.090	27.674	40.637	226.5	
7	2:12.661	23.284	41.309	27.489	40.579	229.4	
8	2:10.784	23.130	40.664	26.993	39.997	226.0	
9	2:11.236	22.905	41.409	27.204	39.718	229.4	
10	2:10.164	22.854	40.007	26.951	40.352	227.4	
11	2:10.390	23.410	40.238	26.905	39.837	220.1	
12	2:08.915	22.763	39.768	26.834	39.550	226.0	
13	2:08.572	22.790	39.555	26.509	39.718	226.0	
14	2:12.811	22.982	42.089	27.630	40.110	226.5	

2 Loris SCHÖNROCK		DEU					
F. Koch Rennsport		KTM					
1	38:08.661	...	43.964	29.561	42.797	177.4	
2	2:15.102	24.377	41.641	28.158	40.926	201.3	
3	2:12.497	23.340	40.566	27.781	40.810	226.5	
4	2:12.694	23.987	40.767	27.276	40.664	224.2	
5	2:12.789	23.434	40.424	27.775	41.156	227.0	
6	2:12.801	23.811	40.680	27.663	40.647	223.2	
7	2:11.965	23.102	40.533	27.508	40.822	227.9	
8	2:11.197	23.280	40.487	27.152	40.278	224.6	
9	2:10.689	23.021	40.177	27.295	40.196	227.4	
10	2:09.500	22.963	39.847	26.971	39.719	228.4	
11	2:10.673	22.854	40.471	27.283	40.065	228.4	
12	2:10.685	22.965	40.084	27.261	40.375	227.9	
13	2:09.985	23.003	40.056	26.940	39.986	229.4	
14	2:10.674	23.126	40.134	27.219	40.195	226.0	