

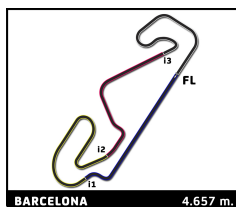
JuniorGP

FIM JuniorGP - CIRCUIT BARCELONA-CATALUNYA

Race 1

Sector Analysis

_ Invalidated Lap							■ Personal Best	■ Session Best	B Crossing the pit lane						
Lap	Time	Sector 1	Sector 2	Sector 3	Sector 4	T.Sp	Lap	Time	Sector 1	Sector 2	Sector 3	Sector 4	T.Sp		
54 Jesús RIOS							ESP								
MRE TALENT							KTM								
1	1:53.952	24.433	33.836	23.020	32.663		1	1:54.152	24.278	33.954	23.146	32.774			
2	1:49.660	20.134			32.672	235.8	2	1:50.420	19.820	34.031	23.320	33.249	246.5		
3	1:49.074	20.293	33.348	22.901	32.532	233.8	3	1:49.595	20.185	33.820	22.851	32.739	244.9		
4	1:49.603	20.056	33.670	23.059	32.818	237.4	4	1:49.550	19.948	33.484	22.915	33.203	246.0		
5	1:49.819	20.127	33.657	23.231	32.804	237.4	5	1:49.156	20.210	33.485	22.822	32.639	246.0		
6	1:49.442	19.902	33.642	23.132	32.766	234.8	6	1:48.976	19.732	33.707	22.877	32.660	246.5		
7	1:49.753	20.517	33.553	23.005	32.678	236.9	7	1:50.277	20.386	33.918	23.108	32.865	243.2		
8	1:49.888	20.154	33.907	22.960	32.867	233.8	8	1:49.566	19.943	33.816	22.978	32.829	244.9		
9	1:49.652	20.161	33.757	22.933	32.801	236.3	9	1:49.690	20.158	33.773	23.017	32.742	240.0		
10	1:49.405	20.046	33.595	23.002	32.762	233.3	10	1:49.629	20.224	33.797	22.842	32.766	243.8		
11	1:49.749	20.321	33.598	23.021	32.809	235.8	11	1:49.386	19.849	33.865	22.831	32.841	246.0		
12	1:49.962	20.011	34.065	23.001	32.885	234.3	12	1:49.621	20.057	33.814	22.985	32.765	246.5		
13	1:49.972	20.237	33.891	22.879	32.965	234.3	13	1:49.833	19.994	34.002	22.990	32.847	243.2		
14	1:50.375	20.355	33.953	23.031	33.036	234.3	14	1:50.390	19.987	34.069	23.039	33.295	238.9		
15	1:49.728	19.987	33.853	22.856	33.032	235.8	15	1:50.004	20.201	33.779	22.892	33.132	239.5		
89 Marcos URIARTE							ESP								
CFMOTO Aspar Junior Team							CFMOTO								
1	1:53.377	23.786	33.972	23.037	32.582		1	1:53.353	23.700	33.856	23.156	32.641			
2	1:49.437	20.216	33.574	22.854	32.793	240.5	2	1:50.380	20.438	33.943	23.038	32.961	235.8		
3	1:49.754	20.064	33.813	23.030	32.847	239.5	3	1:49.883	20.442	33.646	22.954	32.841	238.4		
4	1:49.735	20.012	33.729	23.129	32.865	238.9	4	1:49.756	19.795	33.538	23.213	33.210	246.0		
5	1:49.731	20.224	33.411	23.268	32.828	238.4	5	1:49.700	19.915	33.839	22.971	32.975	241.6		
6	1:49.665	19.867	34.113	23.017	32.668	244.9	6	1:49.431	19.949	33.678	23.009	32.795	239.5		
7	1:49.558	19.915	33.597	23.229	32.817	244.9	7	1:49.766	20.223	33.845	23.040	32.658	243.2		
8	1:49.902	19.827	33.830	23.178	33.067	246.0	8	1:49.697	19.913	33.775	23.136	32.873	241.6		
9	1:49.715	20.109	33.746	22.940	32.920	243.2	9	1:49.733	20.024	33.820	23.192	32.697	240.0		
10	1:49.561	20.118	33.759	22.969	32.715	238.4	10	1:49.630	19.939	33.930	23.061	32.700	242.7		
11	1:49.520	19.777	33.826	23.052	32.865	241.6	11	1:49.610	19.854	33.901	23.118	32.737	241.6		
12	1:49.865	19.887	33.973	23.074	32.931	241.1	12	1:49.619	19.882	33.861	23.058	32.818	240.5		
13	1:49.968	19.854	34.084	23.029	33.001	243.2	13	1:49.736	19.966	33.938	23.037	32.795	241.1		
14	1:50.376	19.941	34.101	23.015	33.319	241.6	14	1:50.492	20.135	34.148	23.069	33.140	241.6		
15	1:50.007	19.904	33.858	22.947	33.298	238.9	15	1:49.747	20.087	33.903	22.864	32.893	238.9		
94 Facundo LLAMBIAS							URY								
Team Estrella Galicia 0,0							HONDA								
1	1:54.077	24.529	33.916	23.002	32.630		1	1:54.077	24.529	33.916	23.002	32.630			
2	1:49.825	19.792	33.999	23.294	32.740	243.2	2	1:49.825	19.792	33.999	23.294	32.740	243.2		
3	1:49.866	20.159	33.509	22.898	33.300	241.6	3	1:49.866	20.159	33.509	22.898	33.300	241.6		
4	1:49.799	20.270	33.352	22.939	33.238	243.8	4	1:49.799	20.270	33.352	22.939	33.238	243.8		
5	1:49.587	20.376	33.657	22.979	32.575	244.9	5	1:49.587	20.376	33.657	22.979	32.575	244.9		
6	1:49.175	19.684	33.742	22.881	32.868	243.2	6	1:49.175	19.684	33.742	22.881	32.868	243.2		
7	1:49.206	20.074	33.703	22.858	32.571	242.7	7	1:49.206	20.074	33.703	22.858	32.571	242.7		
8	1:49.583	19.855	33.611	23.129	32.988	242.1	8	1:49.583	19.855	33.611	23.129	32.988	242.1		
9	1:49.543	19.750	33.802	23.108	32.883	245.4	9	1:49.543	19.750	33.802	23.108	32.883	245.4		
10	1:49.966	20.008	34.219	23.004	32.735	238.4	10	1:49.966	20.008	34.219	23.004	32.735	238.4		
11	1:50.242	20.148	34.245	23.082	32.767	243.2	11	1:50.242	20.148	34.245	23.082	32.767	243.2		
12	1:49.527	19.844	33.776	23.038	32.869	243.2	12	1:49.527	19.844	33.776	23.038	32.869	243.2		
13	1:49.800	20.046	33.923	23.036	32.795	243.2	13	1:49.800	20.046	33.923	23.036	32.795	243.2		
14	1:50.216	19.946	33.923	23.180	33.167	243.2	14	1:50.216	19.946	33.923	23.180	33.167	243.2		
15	1:50.010	20.044	34.038	22.921	33.007	240.0	15	1:50.010	20.044	34.038	22.921	33.007	240.0		
19 Alessandro MOROSI							ITA								
CFMOTO Aspar Junior Team							CFMOTO								
1	1:54.419	24.729	33.888	23.094	32.708		1	1:54.419	24.729	33.888	23.094	32.708			
2	1:49.687	19.916	33.765	23.399	32.607	242.7	2	1:49.687	19.916	33.765	23.399	32.607	242.7		
3	1:49.754	20.164	33.764	22.892	32.934	240.0	3	1:49.754	20.164	33.764	22.892	32.934	240.0		



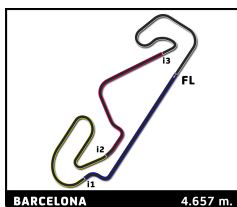
JuniorGP

FIM JuniorGP - CIRCUIT BARCELONA-CATALUNYA

Race 1

Sector Analysis

Invalidated Lap							Personal Best							Session Best							Crossing the pit lane							
Lap	Time	Sector 1	Sector 2	Sector 3	Sector 4	T.Sp	Lap	Time	Sector 1	Sector 2	Sector 3	Sector 4	T.Sp	Lap	Time	Sector 1	Sector 2	Sector 3	Sector 4	T.Sp	Lap	Time	Sector 1	Sector 2	Sector 3	Sector 4	T.Sp	
4	1:49.406	19.767	33.490	23.074	33.075	241.6	7	1:49.256	19.890	33.581	23.049	32.736	242.7															
5	1:49.277	19.930	33.699	22.981	32.667	242.1	8	1:49.460	20.168	33.798	22.907	32.587	243.2															
6	1:49.655	19.846	33.765	22.982	33.062	242.7	9	1:49.228	19.898	33.629	23.061	32.640	244.3															
7	1:49.498	20.092	33.706	22.975	32.725	241.6	10	1:49.716	20.028	33.983	22.945	32.760	240.5															
8	1:49.881	20.021	33.879	23.029	32.952	241.6	11	1:49.995	20.010	34.239	23.063	32.683	244.9															
9	1:49.452	19.968	33.956	22.915	32.613	243.8	12	1:49.547	20.093	33.738	22.882	32.834	238.4															
10	1:49.358	19.772	33.845	22.992	32.749	243.2	13	1:49.893	20.135	33.863	22.934	32.961	238.9															
11	1:49.717	20.007	33.909	22.999	32.802	238.9	14	1:50.109	20.099	33.890	23.199	32.921	237.9															
12	1:50.142	20.187	33.908	23.014	33.033	240.5	15	1:50.034	20.172	33.962	23.035	32.865	236.9															
13	1:50.131	20.050	33.881	23.187	33.013	242.1	13 Hakim DANISH (MYS) SIC Racing - MSI (KTM)																					
14	1:50.161	19.979	33.998	22.984	33.200	242.1	1	1:54.964	24.838	34.121	23.131	32.874																
15	1:50.096	19.958	34.470	22.823	32.845	241.1	2	1:49.310	20.244	33.510	22.960	32.596	240.0															
47 Dodo BOGGIO (ITA) EAGLE-1 (KTM)							3	1:49.754	20.189	34.046	22.790	32.729	241.1															
1	1:55.353	25.201	34.071	23.189	32.892		4	1:49.779	20.130	33.645	22.936	33.068	241.1															
2	1:49.660	19.935	33.905	23.098	32.722	246.5	5	1:49.949	20.359	33.833	23.078	32.679	240.5															
3	1:49.631	20.084	33.772	23.084	32.691	245.4	6	1:49.937	20.469	33.550	23.111	32.807	241.6															
4	1:49.153	19.852	33.563	22.916	32.822	244.3	7	1:49.531	20.247	33.604	23.065	32.615	242.1															
5	1:50.263	20.296	34.214	23.100	32.653	245.4	8	1:49.517	19.920	33.822	23.084	32.691	240.5															
6	1:48.727	19.775	33.527	22.858	32.567	244.3	9	1:49.411	20.059	33.601	22.950	32.801	243.2															
7	1:49.582	20.033	33.853	22.995	32.701	242.7	10	1:49.744	20.011	33.884	22.956	32.893	241.1															
8	1:49.511	19.968	33.738	23.032	32.773	244.3	11	1:49.164	19.772	33.572	23.058	32.762	241.1															
9	1:49.656	19.867	33.988	23.121	32.680	242.7	12	1:49.823	20.185	33.637	22.995	33.006	240.5															
10	1:49.227	19.949	33.778	22.880	32.620	245.4	13	1:49.906	20.046	33.838	22.920	33.102	241.1															
11	1:49.903	20.015	33.799	22.913	33.176	244.3	14	1:50.088	20.081	33.985	23.036	32.986	239.5															
12	1:49.777	20.116	33.760	23.070	32.831	240.0	15	1:49.948	20.164	34.072	22.959	32.753	238.9															
13	1:50.087	19.935	34.162	23.046	32.944	243.2	8 Eddie O'SHEA (GBR) British Talent Team - MLav Racing (HONDA)																					
14	1:50.066	20.027	33.915	22.978	33.146	240.0	1	1:53.897	24.064	34.073	23.077	32.683																
15	1:49.948	20.070	33.951	22.870	33.057	241.6	2	1:49.890	19.892	34.003	23.274	32.721	247.1															
83 Álvaro CARPE (ESP) STV Laglisse Racing (HUSQVARNA)							3	1:48.808	19.717	33.583	22.941	32.567	247.1															
1	1:54.349	24.309			32.798		4	1:49.587	19.840	33.706	23.198	32.843	243.8															
2	1:49.713	20.053	33.827	23.119	32.714	242.1	5	1:49.780	19.841	33.812	23.270	32.857	242.7															
3	1:49.740	20.125	34.156	22.851	32.608	240.5	6	1:49.602	19.859	34.043	23.031	32.669	244.9															
4	1:49.869	19.869	33.575	22.981	33.444	244.3	7	1:49.590	19.816	33.684	23.236	32.854	244.3															
5	1:49.128	19.910	33.728	22.794	32.696	244.9	8	1:49.689	19.864	33.793	23.167	32.865	243.8															
6	1:49.453	19.938	33.730	22.867	32.918	242.1	9	1:49.699	19.904	33.781	23.129	32.885	242.1															
7	1:49.147	19.935	33.609	22.927	32.676	241.6	10	1:49.730	19.872	33.963	22.933	32.962	241.1															
8	1:49.987	19.861	34.086	22.916	33.124	242.1	11	1:49.611	19.863	33.775	23.058	32.915	242.7															
9	1:49.973	20.044	34.104	22.960	32.865	243.2	12	1:49.870	19.866	33.947	23.100	32.957	242.1															
10	1:50.464	20.349	34.208	22.948	32.959	240.0	13	1:49.967	19.822	34.015	23.126	33.004	243.8															
11	1:49.376	19.917	33.737	22.970	32.752	241.6	14	1:50.367	19.929	34.029	23.094	33.315	241.1															
12	1:49.629	19.894	33.842	22.955	32.938	240.0	15	1:51.697	19.917	33.802	23.034	34.944	239.5															
13	1:49.893	19.969	34.035	22.917	32.972	240.5	5 Leo RAMMERSTORFER (AUT) LIQUI MOLY HUSQVARNA INTACT GI (HUSQVARNA)																					
14	1:49.981	19.966	34.008	23.033	32.974	242.7	1	1:57.498	26.046	34.628	23.438	33.386																
15	1:50.035	19.878	34.244	22.875	33.038	239.5	2	1:49.330	20.208	33.499	23.074	32.549	241.6															
21 Ruché MOODLEY (ZAF) FINETWORK TEAM (KTM)							3	1:49.602	20.198	33.617	22.922	32.865	243.8															
1	1:56.042	25.478	34.412	23.219	32.933		4	1:49.027	19.849	33.426	23.020	32.732	243.8															
2	1:49.953	20.411	33.599	23.068	32.875	244.3	5	1:49.230	19.942	33.661	23.009	32.618	244.3															
3	1:49.514	20.122	33.758	22.881	32.753	244.9	6	1:49.046	19.762	33.472	23.004	32.808	242.7															
4	1:49.734	20.103	33.629	23.027	32.975	240.0	7	1:49.565	20.329	33.692	22.983	32.561	238.4															
5	1:49.353	20.066	33.570	23.040	32.677	243.2	8	1:49.541	20.056	33.892	23.007	32.586	243.8															
6	1:49.242	20.100	33.464	22.876	32.802	242.7	9	1:49.375	19.837	33.873	22.991	32.674	242.1															



JuniorGP

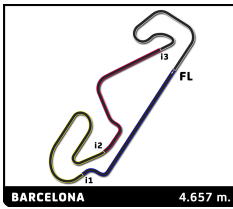
FIM JuniorGP - CIRCUIT BARCELONA-CATALUNYA

Race 1

Sector Analysis

— Invalidated Lap ■ Personal Best ■ Session Best B Crossing the pit lane

Lap	Time	Sector 1	Sector 2	Sector 3	Sector 4	T.Sp	Lap	Time	Sector 1	Sector 2	Sector 3	Sector 4	T.Sp
10	1:49.732	20.051	33.839	23.156	32.686	242.7	13	1:50.943	19.994	33.998	23.517	33.434	237.9
11	1:49.485	19.924	33.727	23.025	32.809	241.6	14	1:51.556	20.170	34.266	23.610	33.510	233.3
12	1:49.518	19.937	33.724	22.982	32.875	240.0	15	1:51.166	20.265	34.192	23.368	33.341	234.8
13	1:50.175	20.059	34.195	23.176	32.745	241.1	91 Kotaro UCHIUMI JPN MTA JUNIOR TEAM KTM						
14	1:50.151	20.063	33.888	23.258	32.942	240.5	1	1:56.921	26.016	34.393	23.516	32.996	
15	1:50.606	20.109	34.028	23.031	33.438	239.5	2	1:49.857	20.142	33.728	23.200	32.787	244.9
69 Marcos RUDA ESP SeventyTwo Artbox Racing Team KTM							3	1:49.729	19.940	33.990	23.052	32.747	246.0
1	1:55.295	24.953	34.072	23.093	33.177		4	1:49.651	19.875	33.521	23.054	33.201	243.8
2	1:49.804	20.079	33.963	23.014	32.748	240.0	5	1:50.028	20.284	33.865	23.156	32.723	244.3
3	1:49.288	19.868	33.775	22.979	32.666	240.0	6	1:49.762	20.110	33.689	23.054	32.909	242.1
4	1:49.475	19.866	33.703	22.966	32.940	239.5	7	1:49.651	19.889	33.827	22.959	32.976	243.8
5	1:49.409	20.156	33.755	22.895	32.603	239.5	8	1:49.577	20.095	33.640	23.069	32.773	243.2
6	1:49.348	19.903	33.658	22.906	32.881	238.9	9	1:49.653	19.990	33.778	23.016	32.869	241.6
7	1:49.561	19.906	33.933	23.014	32.708	240.0	10	1:49.548	19.980	33.837	23.025	32.706	241.6
8	1:49.650	19.805	33.809	23.028	33.008	241.1	11	1:50.490	19.970	33.832	23.330	33.358	238.9
9	1:49.635	19.803	34.041	23.080	32.711	241.1	12	1:50.623	20.264	33.915	23.389	33.055	234.8
10	1:49.469	19.810	33.880	22.954	32.825	240.5	13	1:50.873	20.235	33.962	23.445	33.231	234.8
11	1:50.415	20.014	34.356	23.112	32.933	238.9	14	1:51.748	20.411	34.263	23.633	33.441	230.3
12	1:49.935	19.951	34.126	23.016	32.842	238.9	15	1:51.128	20.297	34.197	23.330	33.304	234.3
13	1:50.250	19.985	33.977	23.288	33.000	241.1	57 Danial SHAHRIL MYS Asia Talent Team HONDA						
14	1:50.198	19.963	33.969	23.105	33.161	241.1	1	1:55.117	24.714	34.057	23.201	33.145	
15	1:50.181	19.932	34.085	23.089	33.075	242.1	2	1:50.372	19.935	33.900	23.284	33.253	244.9
28 Máximo QUILES ESP Team Estrella Galicia 0,0 HONDA							3	1:50.000	20.106	33.685	23.036	33.173	241.1
1	1:53.215	23.646	33.803	22.920	32.846		4	1:50.586	20.267	33.852	23.055	33.412	241.6
2	1:51.420	21.886	33.958	22.992	32.584	239.5	5	1:50.035	20.266	33.849	23.103	32.817	242.1
3	1:48.900	19.965	33.651	22.640	32.644	241.1	6	1:49.770	19.996	33.682	23.091	33.001	241.6
4	1:48.854	19.803	33.456	22.739	32.856	242.7	7	1:49.945	20.073	33.830	23.196	32.846	244.9
5	1:51.550	21.811	34.025	22.978	32.736	243.8	8	1:50.377	20.184	33.966	23.194	33.033	245.4
6	1:48.784	19.829	33.447	22.839	32.669	241.6	9	1:50.521	20.162	33.899	23.213	33.247	241.1
7	1:49.273	19.941	33.677	22.941	32.714	241.6	10	1:50.655	20.033	34.181	23.296	33.145	240.0
8	1:49.345	19.897	33.620	22.957	32.871	241.1	11	1:51.187	20.526	34.098	23.310	33.253	237.4
9	1:49.366	19.862	33.698	22.956	32.850	242.1	12	1:50.737	20.348	34.130	23.195	33.064	234.3
10	1:49.470	19.864	33.727	22.943	32.936	239.5	13	1:50.997	20.352	33.967	23.365	33.313	236.9
11	1:50.074	20.566	33.716	22.911	32.881	238.4	14	1:51.743	20.559	34.353	23.154	33.677	233.3
12	1:49.625	19.951	33.788	22.957	32.929	236.9	15	1:51.400	20.635	34.164	23.236	33.365	228.9
13	1:50.236	20.330	34.090	22.960	32.856	241.1	4 Milan PAWELEC POL STV Laglisse Racing HUSQVARNA						
14	1:50.506	19.724	34.743	23.064	32.975	238.4	1	1:55.574	25.085	34.425	23.292	32.772	
15	1:49.591	20.144	33.608	22.774	33.065	240.5	2	1:50.023	20.301	33.771	23.103	32.848	240.0
27 Rico SALMELA FIN LIQUI MOLY HUSQVARNA INTACT GI HUSQVARNA							3	1:49.605	20.066	33.777	22.988	32.774	236.3
1	1:53.557	24.161	33.846	23.048	32.502		4	1:50.459	20.487	33.787	23.041	33.144	236.3
2	1:49.316	19.817	33.607	23.092	32.800	242.1	5	1:49.573	19.993	33.689	22.989	32.902	238.9
3	1:49.659	20.219	33.738	22.899	32.803	236.9	6	1:50.228	20.052	33.946	23.158	33.072	237.9
4	1:50.794	20.351	33.897	23.146	33.400	232.3	7	1:50.046	20.058	33.783	23.234	32.971	238.4
5	1:51.828	20.709	34.147	23.699	33.273	236.3	8	1:50.350	20.407	33.776	23.162	33.005	239.5
6	1:50.259	20.060	33.882	23.200	33.117	244.9	9	1:50.781	20.646	34.015	23.090	33.030	227.9
7	1:50.032	19.960	34.007	23.083	32.982	244.3	10	1:50.824	20.245	34.287	23.191	33.101	235.3
8	1:49.658	19.918	33.731	23.107	32.902	242.7	11	1:50.731	20.307	33.993	23.398	33.033	237.9
9	1:49.563	19.880	33.753	23.063	32.867	242.1	12	1:50.797	20.409	34.061	23.252	33.075	230.3
10	1:49.641	19.918	33.848	23.043	32.832	240.5	13	1:51.244	20.436	33.960	23.435	33.413	230.3
11	1:50.594	19.868	34.126	23.198	33.402	241.1	14	1:51.823	20.450	34.194	23.363	33.816	232.8
12	1:50.634	20.038	33.971	23.389	33.236	237.9	15	1:51.450	20.975	33.927	23.201	33.347	218.8



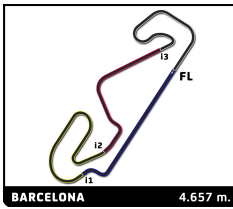
JuniorGP

FIM JuniorGP - CIRCUIT BARCELONA-CATALUNYA

Race 1

Sector Analysis

Legend: _ Invalidated Lap █ Personal Best █ Session Best █ B Crossing the pit lane															
Lap	Time	Sector 1	Sector 2	Sector 3	Sector 4	T.Sp	Lap	Time	Sector 1	Sector 2	Sector 3	Sector 4	T.Sp		
45	Kgopotso MONONYANE						ZAF	1	1:58.098	26.468	34.746	23.458	33.426		
	AGR TEAM						KTM	2	1:50.868	20.289	34.130	23.253	33.196	241.6	
1	1:56.436	25.679	34.431	23.296	33.030		3	1:50.596	20.120	34.031	23.235	33.210	242.7		
2	1:49.974	20.184	33.679	23.188	32.923	239.5	4	1:50.625	20.291	33.862	23.238	33.234	241.1		
3	1:49.954	20.198	33.728	23.149	32.879	241.1	5	1:50.243	20.067	33.866	23.245	33.065	243.8		
4	1:49.818	20.191	33.539	23.055	33.033	242.7	6	1:50.930	20.248	34.304	23.211	33.167	241.6		
5	1:49.720	20.033	33.748	23.155	32.784	242.7	7	1:50.793	20.113	34.076	23.354	33.250	242.1		
6	1:49.590	20.045	33.732	23.073	32.740	240.5	8	1:50.990	20.049	34.108	23.566	33.267	242.7		
7	1:50.173	20.163	33.939	23.154	32.917	238.9	9	1:51.589	20.540	34.220	23.158	33.671	239.5		
8	1:50.234	20.297	34.156	23.059	32.722	240.5	10	1:51.509	20.790	34.436	23.358	32.925	237.9		
9	1:50.640	20.350	34.114	23.164	33.012	225.6	11	1:50.337	20.352	33.820	23.057	33.108	242.1		
10	1:50.884	20.495	34.044	23.214	33.131	234.8	12	1:50.406	20.272	33.807	23.234	33.093	237.4		
11	1:51.020	20.648	34.156	23.119	33.097	238.9	13	1:50.568	20.532	33.871	23.166	32.999	233.3		
12	1:50.664	20.362	34.094	23.225	32.983	236.9	14	1:50.512	20.222	34.008	23.174	33.108	237.4		
13	1:51.163	20.169	34.022	23.494	33.478	233.8	15	1:50.787	20.160	33.801	23.045	33.781	236.9		
14	1:51.784	20.497	34.322	23.180	33.785	232.8									
15	1:51.528	20.873	34.140	23.267	33.248	221.4									
52	Evan BELFORD						GBR	20	Jakkreepat PHUETTISAN						THA
	British Talent Team - MLav Racing						HONDA		Honda Racing Thailand						HONDA
1	1:59.127	26.304	35.201	23.892	33.730		1	1:58.018	26.025	34.936	23.512	33.545			
2	1:50.741	20.494	33.836	23.458	32.953	242.1	2	1:51.724	20.484	34.538	23.428	33.274	237.9		
3	1:50.965	20.212	34.070	23.457	33.226	241.6	3	1:50.691	20.190	33.998	23.462	33.041	239.5		
4	1:50.120	19.892	34.016	23.393	32.819	246.0	4	1:50.448	20.047	34.013	23.371	33.017	241.1		
5	1:50.504	20.334	33.894	23.296	32.980	238.9	5	1:49.960	19.884	33.735	23.364	32.977	236.9		
6	1:51.280	20.460	34.106	23.284	33.430	243.2	6	1:50.331	20.052	33.778	23.249	33.252	240.0		
7	1:51.216	20.351	34.448	23.474	32.943	243.8	7	1:50.892	20.229	33.975	23.442	33.246	242.1		
8	1:50.661	20.184	34.077	23.298	33.102	241.6	8	1:51.028	20.046	34.128	23.512	33.342	241.1		
9	1:50.521	19.899	34.027	23.451	33.144	242.7	9	1:51.600	20.109	34.096	23.457	33.938	239.5		
10	1:51.459	20.479	34.490	23.393	33.097	234.8	10	1:51.500	20.470	34.518	23.355	33.157	237.9		
11	1:50.153	20.152	33.918	23.146	32.937	243.2	11	1:50.499	19.990	33.909	23.338	33.262	240.0		
12	1:50.354	20.217	34.109	23.159	32.869	238.4	12	1:51.293	20.585	34.042	23.372	33.294	234.8		
13	1:49.895	20.004	33.869	23.106	32.916	241.1	13	1:51.109	20.305	34.075	23.446	33.283	240.5		
14	1:50.602	20.270	34.085	23.051	33.196	235.3	14	1:51.196	20.102	34.129	23.500	33.465	240.0		
15	1:50.466	20.329	33.954	23.084	33.099	233.3	15	1:50.570	20.001	33.842	23.278	33.449	238.4		
48	Lenoxx PHOMMARA						CHE	36	Angus GRENFELL						AUS
	MTA JUNIOR TEAM						KTM		SeventyTwo Artbox Racing Team						KTM
1	1:57.474	25.606	34.732	23.576	33.560		1	1:57.755	26.249	34.760	23.583	33.163			
2	1:52.038	20.436	35.042	23.368	33.192	242.1	2	1:51.289	20.355	34.549	23.204	33.181	242.7		
3	1:51.253	20.236	34.122	23.675	33.220	239.5	3	1:50.584	20.148	34.129	23.153	33.154	240.0		
4	1:50.584	20.208	33.897	23.386	33.093	242.1	4	1:50.315	20.108	33.873	23.171	33.163	242.1		
5	1:50.386	20.122	33.898	23.337	33.029	238.9	5	1:50.367	20.071	33.860	23.232	33.204	239.5		
6	1:51.123	20.254	34.292	23.304	33.273	240.0	6	1:52.082	20.229	34.407	23.255	34.191	238.9		
7	1:50.289	20.352	33.779	23.221	32.937	241.1	7	1:50.718	20.307	34.163	23.151	33.097	241.6		
8	1:50.294	20.139	33.904	23.270	32.981	238.9	8	1:51.063	20.136	34.529	23.197	33.201	242.1		
9	1:51.326	20.035	34.046	23.409	33.836	242.1	9	1:50.797	20.063	34.236	23.385	33.113	241.6		
10	1:51.531	20.535	34.466	23.440	33.090	241.1	10	1:52.180	20.702	34.895	23.256	33.327	242.1		
11	1:50.666	20.313	34.298	23.219	32.836	242.7	11	1:51.142	20.095	34.468	23.649	32.930	240.0		
12	1:50.053	20.127	33.848	23.232	32.846	240.5	12	1:50.383	20.059	34.032	23.182	33.110	241.1		
13	1:50.834	20.399	34.159	23.207	33.069	233.3	13	1:50.513	20.112	33.976	23.250	33.175	242.7		
14	1:50.582	20.106	34.146	23.387	32.943	240.5	14	1:50.961	20.155	34.261	23.198	33.347	242.1		
15	1:50.083	20.054	33.802	23.197	33.030	239.5	15	1:50.821	20.391	33.901	23.184	33.345	231.8		
56	Amon ODAKI						JPN	25	Leonardo ABRUZZO						ITA
	Asia Talent Team						HONDA		MTA JUNIOR TEAM						KTM
1	1:56.757	25.340	34.350	23.301	33.766		1	1:56.757	25.340	34.350	23.301	33.766			
2	1:49.946	20.064	33.834	23.287	32.761	241.1	2	1:49.946	20.064	33.834	23.287	32.761	241.1		
3	1:50.107	20.254	33.892	23.201	32.760	240.5	3	1:50.107	20.254	33.892	23.201	32.760	240.5		



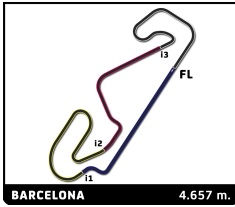
JuniorGP

FIM JuniorGP - CIRCUIT BARCELONA-CATALUNYA

Race 1

Sector Analysis

Invalidated Lap							Personal Best							Session Best							Crossing the pit lane						
Lap	Time	Sector 1	Sector 2	Sector 3	Sector 4	T.Spd	Lap	Time	Sector 1	Sector 2	Sector 3	Sector 4	T.Spd	Lap	Time	Sector 1	Sector 2	Sector 3	Sector 4	T.Spd	Lap	Time	Sector 1	Sector 2	Sector 3	Sector 4	T.Spd
29	Kevin FARKAS						HUN																				
AC RACING TEAM														KTM													
1	1:57.581	25.684	35.052	23.437	33.408																						
2	1:51.330	20.460	34.279	23.196	33.395	236.9																					
3	1:51.157	20.486	34.265	23.246	33.160	240.0																					
4	1:50.719	20.287	33.993	23.281	33.158	237.9																					
5	1:51.475	20.727	34.066	23.370	33.312	237.4																					
6	1:50.738	20.094	34.036	23.362	33.246	238.9																					
7	1:50.903	20.319	34.185	23.360	33.039	240.0																					
8	1:50.991	20.472	34.053	23.195	33.271	237.9																					
9	1:50.676	20.025	34.087	23.362	33.202	238.4																					
10	1:51.813	20.254	34.788	23.427	33.344	237.9																					
11	1:50.745	20.053	34.110	23.487	33.095	241.6																					
12	1:50.855	20.099	33.981	23.327	33.448	240.0																					
13	1:50.850	20.084	34.051	23.421	33.294	236.9																					
14	1:51.006	20.252	34.255	23.258	33.241	238.4																					
15	1:50.768	20.204	34.024	23.259	33.281	238.4																					
41	Aoi UEZU						JPN																				
MTA JUNIOR TEAM														KTM													
1	1:59.571	26.540	35.146	23.784	34.101																						
2	1:52.375	20.437	34.428	23.480	34.030	237.4																					
3	1:52.297	20.530	34.392	23.582	33.793	239.5																					
4	1:52.730	20.680	34.575	23.731	33.744	235.3																					
5	1:52.227	20.669	34.426	23.669	33.463	234.8																					
6	1:51.883	20.405	34.153	23.538	33.787	239.5																					
7	1:52.309	20.421	34.529	23.600	33.759	238.4																					
8	1:52.142	20.576	34.524	23.577	33.465	237.9																					
9	1:51.906	20.657	34.336	23.511	33.402	231.3																					
10	1:51.850	20.414	34.452	23.614	33.370	235.3																					
11	1:51.550	20.552	34.281	23.393	33.324	237.4																					
12	1:51.744	20.426	34.395	23.505	33.418	236.3																					
13	1:52.696	20.573	34.466	23.579	34.078	230.8																					
14	1:52.768	20.797	34.654	23.707	33.610	225.6																					
15	1:52.915	20.808	34.529	23.716	33.862	226.0																					
72	Edoardo LIGUORI						ITA																				
AC RACING TEAM														KTM													
1	1:56.670	24.950	35.020	23.404	33.296																						
2	1:51.046	20.339	33.983	23.250	33.474	238.9																					
3	1:50.791	20.129	33.980	23.366	33.316	241.1																					
4	2:10.831	36.313	37.524	23.462	33.532	241.6																					
5	1:53.936	22.247	34.755	23.489	33.445	237.9																					
6	1:53.963	22.131	34.836	23.449	33.547	238.4																					
7	1:51.424	20.325	34.288	23.382	33.429	238.4																					
8	1:51.521	20.238	34.277	23.526	33.480	237.4																					
9	1:51.366	20.182	34.315	23.527	33.342	236.9																					
10	1:51.598	20.263	34.353	23.530	33.452	236.3																					
11	1:51.305	20.368	34.258	23.354	33.325	235.8																					
12	1:51.332	20.227	34.326	23.359	33.420	236.3																					
13	1:51.523	20.260	34.339	23.408	33.516	234.8																					
14	1:51.637	20.393	34.258	23.398	33.588	230.8																					
15	1:53.713	20.417	34.459	23.479	35.358	229.9																					
67	Casey James O'GORMAN						IRL																				
Team Estrella Galicia 0,0														HONDA													
1	2:08.847	36.893	35.512	23.347	33.095																						
2	1:49.537	19.952	33.739	23.159	32.687	239.5																					
3	1:49.468	19.915	33.594	22.948	33.011	241.6																					
4	1:49.306	19.990	33.552	22.965	32.799	241.6																					
5	1:49.717	19.825	33.757	23.129	33.006	242.7																					
6	1:49.722	19.899	33.806	23.058	32.959	242.1																					
7	1:49.586	19.949	33.661	23.158	32.818	243.2																					
8	1:49.222	19.865	33.609	23.007	32.741	243.2																					
9	1:49.628	19.824	33.660	23.141	33.003	242.1																					
34	Cesare TIEZZI						ITA																				
EAGLE-1														KTM													
1	1:59.496	26.225	35.100	23.965	34.206																						
2	1:52.242	20.309	34.477	23.605	33.851	241.1																					
3	1:52.780	20.267	34.655	23.787	34.071	241.1																					
4	1:52.592	20.274	34.868	23.692	33.758	243.8																					
5	1:51.789	20.205	34.195	23.634	33.755	237.4																					
6	1:52.116	20.277	34.313	23.725	33.801	238.4																					



JuniorGP

FIM JuniorGP - CIRCUIT BARCELONA-CATALUNYA

Race 1

Sector Analysis

		___ Invalidated Lap				■ Personal Best	■ Session Best	B Crossing the pit lane					
Lap	Time	Sector 1	Sector 2	Sector 3	Sector 4	T.Sp	Lap	Time	Sector 1	Sector 2	Sector 3	Sector 4	T.Sp
10	1:50.721	20.264	34.059	23.289	33.109	242.1							
11	1:50.044	20.043	33.821	23.158	33.022	239.5							
12	1:50.141	20.113	33.957	23.058	33.013	239.5							
13	1:50.207	20.138	33.841	23.139	33.089	239.5							
14	2:17.059 B	20.629	35.669	28.253	52.508	229.4							