

# JuniorGP

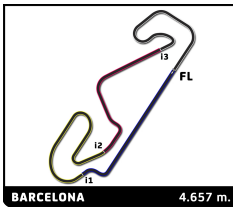
## FIM JuniorGP - CIRCUIT BARCELONA-CATALUNYA

### Race 2

### Sector Analysis

— Invalidated Lap    ■ Personal Best    ■ Session Best    B Crossing the pit lane

Lap	Time	Sector 1	Sector 2	Sector 3	Sector 4	T.Sp	Lap	Time	Sector 1	Sector 2	Sector 3	Sector 4	T.Sp
<b>83</b> <b>Álvaro CARPE</b> ESP STV Laglisse Racing HUSQVARNA							1	1:53.288	23.717	33.787	22.923	32.861	
1	1:54.197	24.631	34.042	22.976	<b>32.548</b>		2	<b>1:49.373</b>	20.207	<b>33.432</b>	<b>22.883</b>	<b>32.851</b>	237.4
2	1:49.455	19.938	33.670	22.966	32.881	243.8	3	1:50.345	20.584	33.820	22.946	32.995	236.9
3	1:49.676	19.974	33.716	23.076	32.910	244.3	4	1:49.834	20.215	33.630	23.017	32.972	237.9
4	1:50.098	19.996	33.958	22.909	33.235	240.0	5	1:49.724	19.948	33.843	22.934	32.999	240.5
5	1:50.682	20.056	33.995	23.819	32.812	241.6	6	1:49.573	19.992	33.640	23.015	32.926	241.6
6	<b>1:49.359</b>	19.951	33.617	22.945	32.846	242.7	7	1:50.030	20.334	33.784	22.944	32.968	238.9
7	1:49.537	19.881	33.763	22.979	32.914	242.1	8	1:49.915	20.076	33.816	22.975	33.048	242.1
8	1:49.516	19.919	<b>33.597</b>	22.919	33.081	241.6	9	1:49.568	<b>19.765</b>	33.757	23.004	33.042	240.0
9	1:49.728	19.999	33.803	22.953	32.973	239.5	10	1:49.935	20.018	33.788	22.991	33.138	238.4
10	1:49.988	19.979	33.982	22.979	33.048	239.5	11	1:50.026	20.100	33.896	22.958	33.072	236.3
11	1:50.152	20.134	34.068	23.017	32.933	243.2	12	1:50.380	20.074	33.755	23.047	33.504	236.9
12	1:50.058	<b>19.830</b>	33.941	23.023	33.264	239.5	13	1:50.127	20.000	33.860	23.038	33.229	239.5
13	1:49.871	20.177	33.698	<b>22.872</b>	33.124	238.9	14	1:50.620	20.441	33.965	23.019	33.195	235.3
14	1:50.609	19.935	34.555	22.971	33.148	240.0	15	1:50.864	20.638	33.981	23.166	33.079	233.3
15	1:50.268	20.031	34.162	22.987	33.088	238.4							
<b>19</b> <b>Alessandro MOROSI</b> ITA CFMOTO Aspar Junior Team CFMOTO							1	1:53.704	24.059	34.060	23.026	<b>32.559</b>	
1	1:54.786	24.963	34.030	23.153	<b>32.640</b>		2	1:50.033	20.291	33.769	23.202	32.771	242.7
2	1:49.293	<b>19.747</b>	33.700	23.053	32.793	244.9	3	1:49.741	19.949	33.825	23.302	32.665	245.4
3	1:49.628	19.928	33.795	23.133	32.772	246.5	4	1:50.023	19.963	33.920	23.197	32.943	241.6
4	1:49.584	19.967	33.747	22.942	32.928	246.0	5	1:50.390	20.126	33.920	23.606	32.738	246.5
5	1:50.541	20.136	34.074	23.532	32.799	244.9	6	1:49.690	20.036	<b>33.608</b>	23.077	32.969	241.1
6	1:49.309	19.940	33.718	22.946	32.705	240.5	7	<b>1:49.522</b>	19.860	33.815	23.060	32.787	245.4
7	<b>1:49.145</b>	19.793	33.731	<b>22.815</b>	32.806	240.5	8	1:49.690	20.026	33.700	23.211	32.753	243.2
8	1:49.964	20.222	<b>33.638</b>	23.124	32.980	238.9	9	1:49.651	19.932	33.844	23.012	32.863	244.9
9	1:49.781	19.922	33.958	22.927	32.974	241.1	10	1:49.588	<b>19.853</b>	33.913	22.946	32.876	242.7
10	1:49.626	19.949	33.706	23.251	32.720	243.2	11	1:49.827	20.024	33.958	<b>22.908</b>	32.937	242.1
11	1:50.290	20.525	33.916	23.039	32.810	234.3	12	1:50.286	20.139	33.668	22.989	33.490	238.4
12	1:50.241	20.111	33.816	23.105	33.209	240.0	13	1:50.347	20.552	33.739	22.989	33.067	241.1
13	1:50.200	20.205	33.847	22.936	33.212	232.8	14	1:50.768	20.132	34.455	23.125	33.056	240.5
14	1:50.649	20.031	34.412	22.956	33.250	241.6	15	1:50.439	19.988	34.050	23.211	33.190	247.1
15	1:50.182	19.805	34.201	23.027	33.149	239.5							
<b>89</b> <b>Marcos URIARTE</b> ESP CFMOTO Aspar Junior Team CFMOTO							1	1:53.905	24.268	33.939	23.012	32.686	
1	1:54.257	24.475	33.901	23.236	<b>32.645</b>		2	<b>1:49.064</b>	19.834	33.758	<b>22.822</b>	32.650	244.9
2	1:49.509	19.992	<b>33.735</b>	23.108	32.674	246.5	3	1:50.001	20.145	33.764	22.910	33.182	241.6
3	<b>1:49.359</b>	<b>19.753</b>	33.778	22.948	32.880	247.7	4	1:49.975	<b>19.747</b>	33.902	23.247	33.079	241.1
4	1:50.016	20.014	33.920	23.027	33.055	244.9	5	1:49.841	20.087	34.044	23.081	<b>32.629</b>	242.7
5	1:49.527	20.052	33.775	22.944	32.756	245.4	6	1:49.949	20.330	33.762	23.123	32.734	235.3
6	1:49.744	20.130	33.891	22.939	32.784	242.1	7	1:49.550	20.004	<b>33.679</b>	22.845	33.022	244.9
7	1:49.660	19.792	33.752	23.031	33.085	242.7	8	1:49.965	20.221	33.800	22.981	32.963	237.4
8	1:50.105	19.995	33.847	23.238	33.025	243.8	9	1:50.596	20.848	34.018	22.807	32.923	238.4
9	1:49.806	19.896	33.957	22.949	33.004	244.3	10	1:49.504	19.893	33.752	23.036	32.823	242.1
10	1:49.929	20.069	33.908	23.031	32.921	241.1	11	1:50.099	20.248	34.031	22.939	32.881	238.9
11	1:49.787	19.896	33.906	22.920	33.065	240.5	12	1:49.962	20.100	33.808	22.995	33.059	241.1
12	1:50.394	19.809	33.802	23.107	33.676	240.0	13	1:50.667	20.346	33.948	22.919	33.454	238.4
13	1:50.168	20.160	33.859	22.938	33.211	241.1	14	1:50.126	19.939	34.005	23.189	32.993	241.6
14	1:50.736	20.248	34.443	<b>22.915</b>	33.130	238.9	15	1:50.529	19.970	34.333	23.129	33.097	240.0
15	1:50.245	19.808	34.106	23.103	33.228	242.7							
<b>28</b> <b>Máximo QUILES</b> ESP Team Estrella Galicia 0,0 HONDA							1	1:54.670	24.583	34.093	23.227	32.767	
1	1:49.532	20.034	33.658	23.225	<b>32.615</b>	239.5	2	1:49.532	20.034	33.658	23.225	<b>32.615</b>	239.5
3	1:49.207	<b>19.770</b>	<b>33.556</b>	23.128	32.753	245.4							
<b>14</b> <b>Cormac BUCHANAN</b> NZL AGR TEAM KTM							1	1:53.288	23.717	33.787	22.923	32.861	
1	1:53.288	23.717	33.787	22.923	32.861		2	<b>1:49.373</b>	20.207	<b>33.432</b>	<b>22.883</b>	<b>32.851</b>	237.4
2	<b>1:49.373</b>	20.207	<b>33.432</b>	<b>22.883</b>	<b>32.851</b>	237.4	3	1:50.345	20.584	33.820	22.946	32.995	236.9
3	1:50.345	20.584	33.820	22.946	32.995	236.9	4	1:49.834	20.215	33.630	23.017	32.972	237.9
4	1:49.834	20.215	33.630	23.017	32.972	237.9	5	1:49.724	19.948	33.843	22.934	32.999	240.5
5	1:49.724	19.948	33.843	22.934	32.999	240.5	6	1:49.573	19.992	33.640	23.015	32.926	241.6
6	1:49.573	19.992	33.640	23.015	32.926	241.6	7	1:50.030	20.334	33.784	22.944	32.968	238.9
7	1:50.030	20.334	33.784	22.944	32.968	238.9	8	1:49.915	20.076	33.816	22.975	33.048	242.1
8	1:49.915	20.076	33.816	22.975	33.048	242.1	9	1:49.568	<b>19.765</b>	33.757	23.004	33.042	240.0
9	1:49.568	<b>19.765</b>	33.757	23.004	33.042	240.0	10	1:49.935	20.018	33.788	22.991	33.138	238.4
10	1:49.935	20.018	33.788	22.991	33.138	238.4	11	1:50.026	20.100	33.896	22.958	33.072	236.3
11	1:50.026	20.100	33.896	22.958	33.072	236.3	12	1:50.380	20.074	33.755	23.047	33.504	236.9
12	1:50.380	20.074	33.755	23.047	33.504	236.9	13	1:50.127	20.000	33.860	23.038	33.229	239.5
13	1:50.127	20.000	33.860	23.038	33.229	239.5	14	1:50.620	20.441	33.965	23.019	33.195	235.3
14	1:50.620	20.441	33.965	23.019	33.195	235.3	15	1:50.864	20.638	33.981	23.166	33.079	233.3
15	1:50.864	20.638	33.981	23.166	33.079	233.3							
<b>11</b> <b>Adrián CRUCES</b> ESP FINETWORK TEAM KTM							1	1:53.905	24.268	33.939	23.012	32.686	
1	1:53.905	24.268	33.939	23.012	32.686		2	<b>1:49.064</b>	19.834	33.758	<b>22.822</b>	32.650	244.9
2	<b>1:49.064</b>	19.834	33.758	<b>22.822</b>	32.650	244.9	3	1:50.001	20.145	33.764	22.910	33.182	241.6
3	1:50.001	20.145	33.764	22.910	33.182	241.6	4	1:49.975	<b>19.747</b>	33.902	23.247	33.079	241.1
4	1:49.975	<b>19.747</b>	33.902	23.247	33.079	241.1	5	1:49.841	20.087	34.044	23.081	<b>32.629</b>	242.7
5	1:49.841	20.087	34.044	23.081	<b>32.629</b>	242.7	6	1:49.949	20.330	33.762	23.123	32.734	235.3
6	1:49.949	20.330	33.762	23.123	32.734	235.3	7	1:49.550	20.004	<b>33.679</b>	22.845	33.022	244.9
7	1:49.550	20.004	<b>33.679</b>	22.845	33.022	244.9	8	1:49.965	20.221	33.800	22.981	32.963	237.4
8	1:49.965	20.221	33.800	22.981	32.963	237.4	9	1:50.596	20.848	34.018	22.807	32.923	238.4
9	1:50.596	20.848	34.018	22.807	32.923	238.4	10	1:49.504	19.893	33.752	23.036	32.823	242.1
10	1:49.504	19.893	33.752	23.036	32.823	242.1	11	1:50.099	20.248	34.031	22.939	32.881	238.9



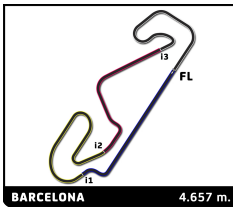
# JuniorGP

## FIM JuniorGP - CIRCUIT BARCELONA-CATALUNYA

### Race 2

### Sector Analysis

_ Invalidated Lap							■ Personal Best							■ Session Best							B Crossing the pit lane						
Lap	Time	Sector 1	Sector 2	Sector 3	Sector 4	T.Spd	Lap	Time	Sector 1	Sector 2	Sector 3	Sector 4	T.Spd	Lap	Time	Sector 1	Sector 2	Sector 3	Sector 4	T.Spd	Lap	Time	Sector 1	Sector 2	Sector 3	Sector 4	T.Spd
4	1:50.334	20.151	34.020	23.077	33.086	242.1	7	1:49.787	20.247	33.742	23.012	32.786	237.4	10	1:49.595	20.124	33.721	23.134	32.616	238.9	13	1:50.302	20.361	33.802	23.105	33.034	240.5
5	1:50.326	19.985	33.988	23.567	32.786	244.3	8	1:49.516	20.090	33.693	22.971	32.762	237.9	11	1:49.570	19.934	33.828	22.978	32.830	242.1	14	1:49.928	20.093	33.880	23.154	32.801	238.9
6	1:49.563	20.039	33.701	22.944	32.879	244.3	9	1:49.635	20.037	33.668	23.117	32.813	237.9	12	1:49.784	20.122	33.729	23.126	32.807	236.9	15	1:49.926	19.854	33.796	23.042	33.234	241.6
7	1:49.545	20.051	33.744	22.929	32.821	244.9	10	1:49.570	20.124	33.721	23.134	32.616	238.9	13	1:50.302	20.361	33.802	23.105	33.034	240.5							
8	1:49.497	19.907	33.680	22.947	32.963	241.6	11	1:49.570	19.934	33.828	22.978	32.830	242.1	14	1:49.928	20.093	33.880	23.154	32.801	238.9							
9	1:49.699	19.955	33.804	22.948	32.992	243.2	12	1:49.784	20.122	33.729	23.126	32.807	236.9	15	1:49.926	19.854	33.796	23.042	33.234	241.6							
10	1:49.967	20.221	33.937	23.108	32.701	240.5	13	1:50.302	20.361	33.802	23.105	33.034	240.5														
11	1:50.244	20.220	34.279	22.935	32.810	239.5	14	1:49.928	20.093	33.880	23.154	32.801	238.9														
12	1:50.155	20.082	33.751	23.220	33.102	243.2	15	1:49.926	19.854	33.796	23.042	33.234	241.6														
13	1:50.552	20.262	34.274	22.993	33.023	238.4																					
14	1:50.228	20.042	33.999	23.252	32.935	245.4																					
15	1:51.706	19.936	34.074	23.376	34.320	241.1																					
<b>5</b>	<b>Leo RAMMERSTORFER</b>					AUT	<b>25</b>	<b>Leonardo ABRUZZO</b>					ITA														
	LIQUI MOLY HUSQVARNA INTACT GI					HUSQVARNA		MTA JUNIOR TEAM					KTM														
1	1:57.083	25.914	34.807	23.280	33.082		1	1:55.764	24.958	34.425	23.474	32.907															
2	1:50.692	20.127	34.082	23.344	33.139	242.7	2	1:50.526	20.445	33.779	23.115	33.187	240.5														
3	1:49.937	20.367	33.686	23.195	32.689	235.3	3	1:50.242	20.347	33.856	23.172	32.867	231.8														
4	1:49.169	20.037	33.565	23.012	32.555	236.3	4	1:49.803	20.015	33.852	23.077	32.859	242.1														
5	1:49.533	20.027	33.851	22.939	32.716	243.2	5	1:49.835	19.952	34.014	23.048	32.821	239.5														
6	1:50.264	20.117	33.964	23.007	33.176	243.8	6	1:49.798	20.153	33.780	23.164	32.701	240.5														
7	1:49.400	20.038	33.678	22.985	32.699	240.5	7	1:50.072	20.152	33.808	23.184	32.928	236.3														
8	1:50.073	20.267	33.838	23.112	32.856	239.5	8	1:50.070	20.181	33.822	23.172	32.895	241.6														
9	1:49.574	20.120	33.840	23.014	32.600	233.3	9	1:49.869	20.064	33.873	23.210	32.722	234.8														
10	1:50.036	20.100	34.110	23.064	32.762	237.9	10	1:49.579	20.053	33.696	23.016	32.814	237.9														
11	1:49.907	20.057	33.974	22.981	32.895	240.0	11	1:50.072	20.002	34.056	23.019	32.995	241.1														
12	1:50.175	19.999	34.111	23.060	33.005	236.3	12	1:50.383	20.373	33.932	23.082	32.996	233.8														
13	1:50.385	20.224	33.998	23.142	33.021	235.8	13	1:50.364	20.254	34.032	23.085	32.993	238.9														
14	1:49.741	19.924	33.891	23.167	32.759	235.3	14	1:50.395	20.276	33.981	23.265	32.873	240.5														
15	1:50.175	20.052	33.885	23.074	33.164	233.8	15	1:50.358	20.236	33.765	23.136	33.221	237.4														
<b>21</b>	<b>Ruché MOODLEY</b>					ZAF	<b>4</b>	<b>Milan PAWELEC</b>					POL														
	FINETWORK TEAM					KTM		STV Laglisse Racing					HUSQVARNA														
1	1:56.521	25.339	34.738	23.519	32.925		1	1:56.123	25.274	34.469	23.354	33.026															
2	1:49.866	20.207	33.663	22.938	33.058	235.8	2	1:50.087	20.263	33.796	22.940	33.088	237.9														
3	1:49.798	20.067	33.664	23.254	32.813	240.0	3	1:50.372	20.513	33.878	23.153	32.828	231.8														
4	1:50.037	20.194	33.775	23.170	32.898	236.3	4	1:50.031	20.157	33.887	23.144	32.843	237.9														
5	1:49.800	20.256	33.616	23.065	32.863	236.3	5	1:49.905	20.194	33.766	23.147	32.798	236.3														
6	1:49.643	20.168	33.622	23.017	32.836	236.9	6	1:50.211	20.123	33.969	23.010	33.109	238.4														
7	1:49.833	20.208	33.738	22.951	32.936	235.3	7	1:50.045	20.161	33.687	23.137	33.060	236.3														
8	1:49.943	20.065	33.791	23.139	32.948	237.4	8	1:50.122	20.239	33.733	23.121	33.029	233.3														
9	1:49.771	20.131	33.787	22.986	32.867	236.9	9	1:49.875	20.191	33.730	23.070	32.884	236.9														
10	1:50.191	20.194	33.823	23.062	33.112	234.8	10	1:50.349	20.165	33.776	23.214	33.194	237.9														
11	1:50.099	20.240	33.785	22.999	33.075	236.9	11	1:50.284	20.372	33.892	23.049	32.971	232.3														
12	1:50.241	20.302	33.814	23.025	33.100	234.3	12	1:50.099	20.183	33.829	23.101	32.986	240.0														
13	1:50.342	20.251	33.938	23.073	33.080	236.3	13	1:50.121	20.188	33.788	23.153	32.992	235.3														
14	1:50.188	20.322	33.754	23.137	32.975	231.8	14	1:50.268	20.165	33.893	23.096	33.114	238.4														
15	1:49.996	20.077	33.767	22.828	33.324	237.4	15	1:50.804	20.212	33.991	23.211	33.390	235.3														
<b>52</b>	<b>Evan BELFORD</b>					GBR	<b>57</b>	<b>Danial SHAHRIL</b>					MYS														
	British Talent Team - MLav Racing					HONDA		Asia Talent Team					HONDA														
1	1:56.455	25.337	34.568	23.447	33.103		1	1:55.642	24.890	34.250	23.300	33.202															
2	1:51.563	20.432	34.453	23.496	33.182	241.6	2	1:50.401	20.155	33.907	23.078	33.261	241.1														
3	1:51.086	20.468	34.162	23.184	33.272	241.6	3	1:50.365	20.500	33.758	23.171	32.936	235.8														
4	1:49.908	20.247	33.830	23.159	32.672	240.5	4	1:50.092	20.237	33.821	23.159	32.875	240.5														
5	1:49.673	20.090	33.723	23.023	32.837	240.0	5	1:49.856	20.136	33.788	23.093	32.839	238.9														
6	1:50.114	20.159	33.812	23.327	32.816	240.0	6	1:50.259	20.085	33.881	23.099	33.194	237.9														
							7	1:50.163	20.017	33.812	23.175	33.159	240.5														
							8	1:50.183	20.076	33.951	23.140	33.016	240.0														
							9	1:49.719	19.971	33.731	23.044	32.973	241.1														



# JuniorGP

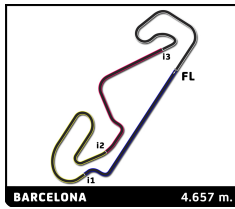
## FIM JuniorGP - CIRCUIT BARCELONA-CATALUNYA

### Race 2

### Sector Analysis

— Invalidated Lap    ■ Personal Best    ■ Session Best    B Crossing the pit lane

Lap	Time	Sector 1	Sector 2	Sector 3	Sector 4	T.Spd	Lap	Time	Sector 1	Sector 2	Sector 3	Sector 4	T.Spd
10	1:50.456	20.119	33.969	23.247	33.121	237.9	13	1:51.391	20.320	34.068	23.493	33.510	236.9
11	1:50.185	20.239	33.845	23.003	33.098	236.3	14	1:51.305	20.508	34.301	23.271	33.225	231.8
12	1:50.094	20.139	33.775	23.002	33.178	238.9	15	1:51.455	20.764	34.020	23.332	33.339	227.0
13	1:50.137	20.130	33.776	22.996	33.235	237.9	<b>20</b> <b>Jakkreephat PHUETTISAN</b> THA						
14	1:50.257	20.111	33.808	23.097	33.241	238.9	Honda Racing Thailand HONDA						
15	1:51.084	20.184	33.945	23.226	33.729	237.4	1	1:57.029	25.783	34.632	23.377	33.237	
<b>56</b> <b>Amon ODAKI</b> JPN							2	1:50.939	20.124	34.173	23.422	33.220	243.8
Asia Talent Team HONDA							3	1:50.406	20.122	33.991	23.243	33.050	242.7
1	1:57.294	25.873	34.908	23.500	33.013		4	1:50.067	20.180	33.624	23.251	33.012	237.9
2	1:50.888	20.196	33.903	23.611	33.178	240.0	5	1:50.199	20.087	33.765	23.243	33.104	240.5
3	1:51.044	20.184	34.434	23.224	33.202	242.7	6	1:51.017	20.534	33.907	23.294	33.282	242.7
4	1:50.195	20.203	33.817	23.251	32.924	237.9	7	1:50.088	20.020	33.771	23.232	33.065	243.2
5	1:50.068	20.196	33.793	23.107	32.972	242.7	8	1:50.469	20.008	33.987	23.302	33.172	242.7
6	1:49.938	20.104	33.886	23.036	32.912	241.1	9	1:50.544	20.266	33.993	23.162	33.123	241.6
7	1:49.951	20.134	33.660	23.125	33.032	243.2	10	1:50.802	20.075	33.842	23.233	33.652	238.4
8	1:50.289	20.035	33.744	23.260	33.250	242.7	11	1:51.505	20.565	34.107	23.335	33.498	227.0
9	1:50.714	20.308	33.917	23.208	33.281	236.3	12	1:51.487	20.531	34.106	23.306	33.544	237.4
10	1:51.218	20.709	33.762	23.157	33.590	228.9	13	1:51.303	20.272	34.066	23.422	33.543	241.6
11	1:51.221	20.263	34.198	23.373	33.387	234.3	14	1:51.624	20.555	34.279	23.514	33.276	233.8
12	1:51.400	20.480	34.053	23.375	33.492	236.9	15	1:51.335	20.383	34.092	23.329	33.531	236.9
13	1:51.424	20.280	34.110	23.521	33.513	236.9	<b>48</b> <b>Lenox PHOMMARA</b> CHE						
14	1:51.529	20.427	34.294	23.408	33.400	232.8	MTA JUNIOR TEAM KTM						
15	1:51.268	20.289	34.251	23.282	33.446	234.3	1	1:56.771	25.725	34.610	23.331	33.105	
<b>67</b> <b>Casey James O'GORMAN</b> IRL							2	1:51.043	20.171	34.301	23.293	33.278	238.4
Team Estrella Galicia 0,0 HONDA							3	1:50.628	20.450	34.020	23.125	33.033	236.9
1	1:53.612	23.904	34.061	22.992	32.655		4	1:49.662	19.909	33.601	23.144	33.008	240.0
2	1:49.222	20.001	33.622	22.911	32.688	242.1	5	1:50.166	20.123	33.866	23.197	32.980	238.9
3	1:49.956	19.949	33.742	23.164	33.101	240.5	6	1:50.869	20.266	34.025	23.363	33.215	236.3
4	1:50.287	20.127	33.806	23.233	33.121	233.3	7	1:50.074	20.047	33.841	23.113	33.073	241.1
5	1:49.854	20.245	33.909	23.007	32.693	243.2	8	1:50.765	20.398	33.946	23.289	33.132	236.3
6	1:49.408	20.086	33.715	22.940	32.667	236.3	9	1:50.509	20.139	33.971	23.216	33.183	242.7
7	1:49.537	20.058	33.637	22.932	32.910	239.5	10	1:51.065	20.038	33.833	23.373	33.821	235.8
8	1:50.049	19.963	33.860	23.125	33.101	240.5	11	1:51.584	20.640	34.266	23.324	33.354	230.8
9	1:49.922	19.992	33.937	23.000	32.993	240.5	12	1:50.965	20.069	34.076	23.386	33.434	243.8
10	1:49.970	20.319	33.869	23.020	32.762	234.3	13	1:51.475	20.180	34.235	23.516	33.544	234.3
11	1:49.938	20.104	33.884	22.906	33.044	235.8	14	1:51.649	20.322	34.651	23.526	33.150	234.8
12	1:50.208	20.047	33.764	22.925	33.472	240.0	15	1:51.199	20.359	33.992	23.329	33.519	234.3
13	1:50.236	20.179	33.814	23.034	33.209	238.9	<b>36</b> <b>Angus GRENFELL</b> AUS						
14	1:50.631	20.136	34.393	22.988	33.114	240.5	SeventyTwo Artbox Racing Team KTM						
15	1:59.015	20.237	34.140	23.515	41.123	238.4	1	2:00.056	26.062	35.975	24.155	33.864	
<b>45</b> <b>Kgopotso MONONYANE</b> ZAF							2	1:50.799	20.154	34.119	23.133	33.393	235.3
AGR TEAM KTM							3	1:51.148	20.412	34.347	23.145	33.244	239.5
1	1:57.149	25.495	35.241	23.418	32.995		4	1:50.964	20.261	34.230	23.306	33.167	232.8
2	1:51.151	20.385	34.057	23.491	33.218	242.1	5	1:50.905	20.399	34.043	23.131	33.332	233.3
3	1:50.863	20.281	33.957	23.372	33.253	244.3	6	1:51.163	20.383	34.279	23.306	33.195	232.3
4	1:50.334	20.341	33.955	23.123	32.915	233.8	7	1:51.645	20.605	34.199	23.406	33.435	230.8
5	1:49.601	19.963	33.687	23.132	32.819	242.1	8	1:51.047	20.341	34.140	23.276	33.290	230.8
6	1:50.132	20.130	34.007	23.184	32.811	237.4	9	1:51.101	20.315	34.231	23.367	33.188	231.8
7	1:50.205	20.127	33.792	23.213	33.073	241.1	10	1:51.566	20.314	34.483	23.318	33.451	231.3
8	1:50.214	20.050	33.958	23.193	33.013	241.1	11	1:51.236	20.166	34.399	23.171	33.500	234.8
9	1:50.705	20.664	33.866	23.129	33.046	235.8	12	1:51.787	20.311	34.449	23.332	33.695	234.3
10	1:51.327	20.842	33.863	23.137	33.485	221.9	13	1:51.800	20.469	34.456	23.222	33.653	237.9
11	1:51.203	20.258	34.445	23.204	33.296	230.3	14	1:51.567	20.380	34.384	23.352	33.451	234.8
12	1:51.443	20.517	34.124	23.223	33.579	233.3	15	1:51.494	20.574	34.252	23.411	33.257	230.3



# JuniorGP

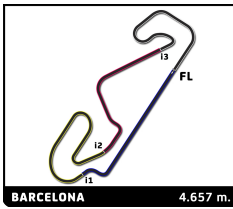
## FIM JuniorGP - CIRCUIT BARCELONA-CATALUNYA

### Race 2

### Sector Analysis

— Invalidated Lap    ■ Personal Best    ■ Session Best    B Crossing the pit lane

Lap	Time	Sector 1	Sector 2	Sector 3	Sector 4	T.Sp	Lap	Time	Sector 1	Sector 2	Sector 3	Sector 4	T.Sp
<b>72</b> Edoardo LIGUORI ITA													
AC RACING TEAM KTM													
1	1:56.330	25.122	34.506	23.360	33.342		1	1:59.971	26.428	35.716	24.044	33.783	
2	1:51.409	20.192	34.483	23.378	33.356	243.2	2	1:52.596	20.704	34.586	23.602	33.704	232.8
3	1:51.331	20.242	34.457	23.344	33.288	240.0	3	1:52.212	20.601	34.378	23.585	33.648	231.3
4	1:50.976	20.149	34.426	23.307	33.094	241.6	4	1:52.799	20.786	34.601	23.660	33.752	230.3
5	1:50.977	20.121	34.092	23.380	33.384	242.1	5	1:53.191	20.760	34.701	23.700	34.030	228.9
6	1:51.500	20.305	34.393	23.437	33.365	237.4	6	1:53.423	20.850	34.844	23.706	34.023	225.6
7	1:51.595	20.312	34.274	23.420	33.589	234.8	7	1:53.451	20.869	34.816	23.766	34.000	225.6
8	1:51.506	20.439	34.232	23.373	33.462	234.3	8	1:52.985	20.814	34.828	23.581	33.762	226.0
9	1:51.720	20.330	34.416	23.447	33.527	234.8	9	1:53.339	20.764	34.866	23.663	34.046	226.0
10	1:51.919	20.331	34.504	23.503	33.581	234.3	10	1:53.596	20.914	34.956	23.599	34.127	223.7
11	1:51.826	20.385	34.339	23.432	33.670	234.3	11	1:54.868	20.861	35.155	23.784	35.068	224.6
12	1:52.069	20.395	34.569	23.529	33.576	233.3	12	1:53.802	20.929	34.786	23.887	34.200	223.2
13	1:52.176	20.619	34.586	23.457	33.514	232.8	13	1:53.931	20.956	34.971	23.652	34.352	225.1
14	1:51.610	20.428	34.379	23.336	33.467	234.8	14	1:53.794	20.942	35.031	23.679	34.142	223.2
15	1:51.598	20.306	34.524	23.350	33.418	233.3	15	1:55.655	20.991	35.136	24.182	35.346	222.8
<b>34</b> Cesare TIEZZI ITA													
EAGLE-1 KTM													
1	1:58.867	26.374	35.144	23.602	33.747		1	1:53.293	23.832	33.863	22.879	32.719	
2	1:51.944	20.616	34.299	23.455	33.574	237.9	2	1:49.444	20.044	33.783	22.900	32.717	239.5
3	1:51.682	20.303	34.172	23.464	33.743	236.9	3	1:49.940	19.945	33.925	23.044	33.026	239.5
4	1:51.375	20.248	34.094	23.488	33.545	237.9	4	1:50.001	19.936	33.924	23.197	32.944	241.6
5	1:51.010	20.358	33.989	23.291	33.372	235.8	5	1:49.889	20.239	33.862	22.945	32.843	238.9
6	1:51.050	20.193	34.145	23.418	33.294	235.8	6	1:49.556	19.896	33.963	22.968	32.729	240.5
7	1:51.111	20.217	33.975	23.283	33.636	237.4	7	1:49.620	19.872	33.812	22.986	32.950	240.5
8	1:51.104	20.184	34.099	23.333	33.488	236.9	8	1:50.055	19.835	33.948	23.185	33.087	242.1
9	1:51.018	20.092	34.103	23.425	33.398	236.9	9	1:49.902	19.788	33.933	23.048	33.133	243.8
10	1:51.193	20.137	34.076	23.452	33.528	236.3	10	1:49.955	20.141	33.884	22.935	32.995	240.5
11	1:51.210	20.415	33.981	23.284	33.530	232.3	11	1:50.362	20.623	34.033	22.902	32.804	233.8
12	1:51.810	20.172	34.435	23.496	33.707	234.8	12	1:50.226	19.914	33.986	23.056	33.270	247.1
13	1:51.796	20.269	34.347	23.414	33.766	238.9	13	1:50.495	20.392	33.973	22.880	33.250	234.3
14	1:51.674	20.255	34.267	23.500	33.652	234.8	14	1:50.342	19.965	34.224	23.052	33.101	246.0
15	1:53.042	21.614	34.463	23.452	33.513	229.9							
<b>29</b> Kevin FARKAS HUN													
AC RACING TEAM KTM													
1	1:57.610	26.167	34.790	23.503	33.150		1	1:54.525	24.726	34.039	22.975	32.785	
2	1:50.972	20.312	33.990	23.320	33.350	240.0	2	1:49.576	19.845	33.665	23.334	32.732	244.9
3	1:50.947	20.168	34.139	23.261	33.379	241.1	3	1:49.479	19.700	33.814	23.210	32.755	246.0
4	1:51.306	20.152	34.112	23.253	33.789	243.8	4	1:50.063	20.024	34.021	23.035	32.983	241.1
5	1:52.044	20.712	34.315	23.478	33.539	235.8	5	1:50.336	19.991	34.050	23.412	32.883	241.6
6	1:52.132	20.328	34.544	23.486	33.774	237.9	6	1:49.762	19.866	34.070	22.879	32.947	243.2
7	1:52.168	20.767	34.430	23.321	33.650	234.3	7	1:49.286	19.796	33.710	22.953	32.827	244.9
8	1:51.396	20.197	34.279	23.360	33.560	242.7	8	1:49.541	19.811	33.778	22.966	32.986	246.5
9	1:51.001	20.126	34.157	23.325	33.393	241.1	9	1:50.180	19.743	34.344	23.085	33.008	243.8
10	1:51.725	20.274	34.362	23.419	33.670	238.9	10	1:49.794	19.928	33.943	23.186	32.737	243.2
11	1:51.872	20.316	34.346	23.429	33.781	236.3	11	1:49.730	19.933	33.950	22.945	32.902	243.2
12	1:51.799	20.289	34.396	23.430	33.684	235.3	12	1:50.012	19.864	33.944	23.071	33.133	246.0
13	1:52.045	20.407	34.440	23.423	33.775	236.3	13	1:50.916	20.561	34.257	23.016	33.082	235.3
14	1:52.246	20.494	34.523	23.405	33.824	234.3	14	1:50.159	19.748	34.143	23.185	33.083	244.9
15	1:52.932	20.411	34.758	23.582	34.181	235.8							
<b>69</b> Marcos RUDA ESP													
SeventyTwo Artbox Racing Team KTM													
1	1:54.525	24.726	34.039	22.975	32.785		1	1:53.421	23.985	33.860	23.001	32.575	
2	1:49.576	19.845	33.665	23.334	32.732	244.9	2	1:49.867	20.505	33.653	23.181	32.528	234.8
3	1:49.479	19.700	33.814	23.210	32.755	246.0	3	1:49.779	20.091	33.872	22.903	32.913	238.9
4	1:50.063	20.024	34.021	23.035	32.983	241.1	4	1:49.961	20.153	33.722	23.134	32.952	235.3
5	1:50.336	19.991	34.050	23.412	32.883	241.6	5	1:50.167	20.292	34.115	22.960	32.800	241.1
6	1:49.762	19.866	34.070	22.879	32.947	243.2							
7	1:49.286	19.796	33.710	22.953	32.827	244.9							
8	1:49.541	19.811	33.778	22.966	32.986	246.5							
9	1:50.180	19.743	34.344	23.085	33.008	243.8							
10	1:49.794	19.928	33.943	23.186	32.737	243.2							
11	1:49.730	19.933	33.950	22.945	32.902	243.2							
12	1:50.012	19.864	33.944	23.071	33.133	246.0							
13	1:50.916	20.561	34.257	23.016	33.082	235.3							
14	1:50.159	19.748	34.143	23.185	33.083	244.9							
<b>54</b> Jesús RIOS ESP													
MRE TALENT KTM													
1	1:53.421	23.985	33.860	23.001	32.575		1	1:53.421	23.985	33.860	23.001	32.575	
2	1:49.867	20.505	33.653	23.181	32.528	234.8	2	1:49.867	20.505	33.653	23.181	32.528	234.8
3	1:49.779	20.091	33.872	22.903	32.913	238.9	3	1:49.779	20.091	33.872	22.903	32.913	238.9
4	1:49.961	20.153	33.722	23.134	32.952	235.3	4	1:49.961	20.153	33.722	23.134	32.952	235.3
5	1:50.167	20.292	34.115	22.960	32.800	241.1	5	1:50.167	20.292	34.115	22.960	32.800	241.1



# JuniorGP

## FIM JuniorGP - CIRCUIT BARCELONA-CATALUNYA

### Race 2

### Sector Analysis

Invalidated Lap Personal Best Session Best B Crossing the pit lane

Lap	Time	Sector 1	Sector 2	Sector 3	Sector 4	T.Spd	Lap	Time	Sector 1	Sector 2	Sector 3	Sector 4	T.Spd							
6	1:49.463	19.930	33.660	23.190	32.683	238.9	<b>93</b>	Arbi ADITAMA Astra Honda Racing Team	1	1:56.018	25.220	34.243	23.356	33.199	IDN HONDA					
7	1:49.735	20.170	33.916	22.826	32.823	237.9														
8	1:50.008	20.178	33.794	23.044	32.992	239.5	<b>47</b>	Dodo BOGGIO EAGLE-1	1	1:56.099	25.382	34.398	23.383	32.936	ITA KTM					
9	1:49.898	19.978	33.848	22.908	33.164	236.9														
10	1:50.433	20.141	33.885	23.002	33.405	235.3														
11	1:50.062	20.004	34.317	22.932	32.809	237.4														
12	1:49.740	20.004	33.694	23.007	33.035	234.8														
13	1:50.435	20.291	34.037	23.035	33.072	236.9														
14	1:50.473	20.154	34.077	23.180	33.062	238.9														

<b>27</b> Rico SALMELA FIN						
LIQUI MOLY HUSQVARNA INTACT GI HUSQVARNA						
1	1:55.029	24.737	34.170	23.412	32.710	
2	1:49.246	19.890	33.645	23.052	32.659	245.4
3	1:49.541	19.909	33.721	23.162	32.749	244.9
4	1:49.986	19.954	34.017	23.072	32.943	241.6
5	1:50.460	20.007	34.048	23.573	32.832	243.8
6	1:49.545	19.983	33.860	22.899	32.803	242.1
7	1:49.601	19.949	33.824	22.928	32.900	242.7
8	1:49.525	19.853	33.634	23.278	32.760	243.8
9	1:50.026	20.175	33.923	22.889	33.039	242.7
10	1:49.846	19.871	33.942	23.140	32.893	242.7
11	1:49.861	19.897	34.202	22.980	32.782	241.6
12	1:50.158	20.064	33.865	23.131	33.098	240.5
13	1:50.218	20.051	34.278	22.923	32.966	245.4
14	1:50.516	20.162	34.056	23.199	33.099	239.5

<b>94</b> Facundo LLAMBIAS URY						
Team Estrella Galicia 0,0 HONDA						
1	1:54.055	24.408	34.053	23.040	32.554	
2	1:49.015	20.048	33.552	22.867	32.548	244.3
3	1:49.790	20.100	33.799	22.893	32.998	244.9
4	1:49.916	19.917	33.709	23.227	33.063	239.5
5	1:49.952	20.329	34.031	22.934	32.658	238.9
6	1:49.523	19.960	33.676	23.009	32.878	238.4
7	1:49.736	20.343	33.502	22.954	32.937	237.9
8	1:49.999	19.799	33.851	23.168	33.181	242.1
9	1:49.835	19.990	33.752	22.987	33.106	241.6
10	1:50.609	20.391	34.135	23.024	33.059	236.3
11	1:49.869	19.943	33.888	23.220	32.818	243.8
12	1:50.040	20.004	33.787	22.997	33.252	241.6

<b>78</b> Jakob ROSENTHALER AUT						
LIQUI MOLY HUSQVARNA INTACT GI HUSQVARNA						
1	1:53.859	24.341	34.023	22.944	32.551	
2	1:49.022	19.957	33.589	22.834	32.642	245.4
3	1:49.877	20.044	33.826	22.941	33.066	237.9
4	1:50.430	20.512	33.880	23.035	33.003	233.3
5	1:49.825	20.260	33.998	22.973	32.594	248.2
6	1:49.174	19.937	33.652	22.967	32.618	247.1
7	1:49.619	19.904	33.579	23.250	32.886	240.0
8	1:50.051	20.103	33.863	23.063	33.022	236.3
9	1:49.906	20.186	33.799	22.886	33.035	237.4
10	1:49.966	20.212	33.867	23.053	32.834	235.3
11	1:50.693	20.430	33.983	22.901	33.379	230.3
12	1:50.198	20.006	33.838	22.996	33.358	240.5