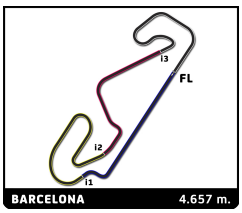

Moto2 Ech

FIM JuniorGP - CIRCUIT BARCELONA-CATALUNYA

Free Practice 1

Slow Sector Analysis (114%)

Personal Best | Session Best | **B** Crossing the pit lane

4 Eric FERNÁNDEZ — ESP
Fau55 Tey Racing — KALEX

Lap	Time	Sector 1	Sector 2	Sector 3	Sector 4	Elapsed
1	4:27.831	2:36.819	42.720	26.660	41.632	4:27.831
2	2:06.866	21.639	40.099	25.561	39.567	6:34.697
3	2:04.376	21.112	38.511	25.600	39.153	8:39.073
4	2:19.011 B	20.686	39.075	26.872	52.378	10:58.084
5	5:57.964	4:15.950	38.695	25.267	38.052	16:56.048
6	1:59.638	20.519	37.185	24.613	37.321	18:55.686
7	1:58.538	20.463	37.010	24.384	36.681	20:54.224
8	1:58.933	20.127	36.795	24.498	37.513	22:53.157
9	1:57.252	20.100	36.694	24.011	36.447	24:50.409
10	2:14.183 B	19.883	37.396	25.088	51.816	27:04.592
11	7:38.721	5:58.559	38.556	24.946	36.660	34:43.313
12	1:57.040	19.811	35.543	24.510	37.176	36:40.353
13	1:53.328	19.560	35.291	23.488	34.989	38:33.681
14	1:52.392	19.264	34.799	23.165	35.164	40:26.073

5 Lorenzo FELLON — FRA
SF Racing — KALEX

Lap	Time	Sector 1	Sector 2	Sector 3	Sector 4	Elapsed
1	4:19.349	2:32.317	39.988	25.969	41.075	4:19.349
2	2:08.126	21.483	39.929	26.221	40.493	6:27.475
3	2:06.302	21.312	39.133	25.937	39.920	8:33.777
4	2:22.068 B	21.136	39.546	28.057	53.329	10:55.845
5	6:12.028	4:27.770	38.966	26.060	39.232	17:07.873
6	2:05.272	20.863	39.010	26.064	39.335	19:13.145
7	2:03.423	20.614	38.373	25.664	38.772	21:16.568
8	2:02.741	20.731	38.136	25.686	38.188	23:19.309
9	2:01.557	20.624	37.685	25.239	38.009	25:20.866
10	2:00.878	20.417	37.485	25.019	37.957	27:21.744
11	2:00.428	20.371	37.424	24.996	37.637	29:22.172
12	2:00.034	20.320	37.596	24.651	37.467	31:22.206
13	1:59.701	20.164	37.484	24.811	37.242	33:21.907
14	1:59.541	20.574	37.093	24.583	37.291	35:21.448
15	1:59.297	20.300	37.257	24.924	36.816	37:20.745
16	1:58.009	20.020	36.737	24.468	36.784	39:18.754
17	1:57.539	19.852	36.694	24.272	36.721	41:16.293

7 Johan GIMBERT — FRA
PROMORACING — KALEX

Lap	Time	Sector 1	Sector 2	Sector 3	Sector 4	Elapsed
1	5:14.983	3:16.590	47.195	29.126	42.072	5:14.983
2	2:09.094	22.301	40.938	25.879	39.976	7:24.077
3	2:20.826 B	21.297	40.135	26.005	53.389	9:44.903
4	10:23.101	8:35.338	41.196	26.880	39.687	20:08.004
5	2:03.935	21.071	39.235	25.647	37.982	22:11.939
6	2:02.456	20.718	38.187	25.344	38.207	24:14.395
7	2:01.505	20.645	37.893	25.184	37.783	26:15.900
8	2:00.575	20.529	37.503	24.952	37.591	28:16.475
9	1:59.789	20.387	37.243	24.981	37.178	30:16.264
10	1:58.984	20.413	37.133	24.712	36.726	32:15.248
11	2:06.255	21.387	37.918	24.609	42.341	34:21.503
12	1:58.300	20.304	36.965	24.484	36.547	36:19.803
13	1:57.562	20.149	36.806	24.219	36.388	38:17.365
14	1:56.683	19.943	36.533	23.948	36.259	40:14.048

8 Marco TAPIA — ESP
YAMAHA STYLOBIKE PHILIPPINES — KALEX

Lap	Time	Sector 1	Sector 2	Sector 3	Sector 4	Elapsed
1	3:49.304	1:58.294	41.892	27.782	41.336	3:49.304
2	2:05.999	22.013	38.818	25.752	39.416	5:55.303
3	2:02.651	21.228	38.072	25.357	37.994	7:57.954
4	2:19.519 B	20.800	37.409	27.034	54.276	10:17.473
5	6:48.243	5:04.845	37.990	25.704	39.704	17:05.716
6	2:02.242	20.576	36.899	24.930	39.837	19:07.958
7	2:00.132	20.331	36.849	25.019	37.933	21:08.090
8	1:58.325	20.087	36.516	24.533	37.189	23:06.415
9	1:59.322	20.183	37.004	24.403	37.732	25:05.737
10	2:15.070 B	20.128	38.060	27.539	49.343	27:20.807
11	5:36.227	3:56.935	37.167	24.904	37.221	32:57.034
12	1:57.146	19.963	36.536	23.974	36.673	34:54.180
13	1:56.791	19.830	36.228	24.226	36.507	36:50.971
14	1:55.759	19.876	36.028	23.726	36.129	38:46.730
15	1:56.630	19.770	35.982	24.259	36.619	40:43.360

9 Charles AUBRIE — FRA
JEG Racing — KALEX

Lap	Time	Sector 1	Sector 2	Sector 3	Sector 4	Elapsed
1	3:13.133	1:19.525	43.360	27.495	42.753	3:13.133
2	2:14.125	22.300	42.499	27.392	41.934	5:27.258
3	2:12.393	21.960	41.588	27.641	41.204	7:39.651
4	2:26.402 B	21.885	41.615	28.321	54.581	10:06.053
5	17:06.668	...	41.722	27.498	40.536	27:12.721
6	2:08.053	21.468	39.852	26.626	40.107	29:20.774
7	2:08.145	21.464	40.111	26.602	39.968	31:28.919
8	2:07.604	21.594	39.483	26.511	40.016	33:36.523
9	2:07.181	21.152	39.975	26.239	39.815	35:43.704
10	2:06.860	21.428	39.645	26.070	39.717	37:50.564
11	2:05.892	21.527	39.500	25.842	39.023	39:56.456
12	2:05.737	21.449	39.543	25.989	38.756	42:02.193

10 Unai ORRADRE — ESP
STV Laglisse Racing — KALEX

Lap	Time	Sector 1	Sector 2	Sector 3	Sector 4	Elapsed
1	3:50.590	2:00.630	42.178	26.913	40.869	3:50.590
2	2:04.782	21.226	39.545	25.665	38.346	5:55.372
3	2:01.681	21.031	37.800	25.229	37.621	7:57.053
4	2:20.342 B	20.730	38.011	26.677	54.924	10:17.395
5	8:16.673	6:31.624	40.252	26.200	38.597	18:34.068
6	2:01.239	20.606	38.232	25.124	37.277	20:35.307
7	2:00.015	20.438	37.464	24.793	37.320	22:35.322
8	2:02.331	21.323	38.890	25.013	37.105	24:37.653
9	1:58.432	20.120	36.964	24.373	36.975	26:36.085
10	1:57.810	20.006	36.717	24.317	36.770	28:33.895
11	1:57.227	19.908	36.570	24.011	36.738	30:31.122
12	2:19.026 B	19.969	39.954	25.496	53.607	32:50.148

11 Jorge NAVARRO — ESP
Forward EEST Racing — FORWARD

Lap	Time	Sector 1	Sector 2	Sector 3	Sector 4	Elapsed
1	7:52.207	6:07.250	40.415	25.873	38.669	7:52.207
2	2:22.521 B	20.813	38.104	25.824	57.780	10:14.728
3	10:24.671	8:41.860	38.513	25.506	38.792	20:39.399
4	1:57.872	20.299	36.907	24.236	36.430	22:37.271
5	1:57.157	19.866	37.182	24.057	36.052	24:34.428
6	2:25.006 B	22.596	42.839	26.630	52.941	26:59.434
7	11:00.846	9:24.085	37.097	24.259	35.405	38:00.280
8	1:51.940	19.448	34.490	23.280	34.722	39:52.220
9	1:49.350	18.926	33.953	22.782	33.689	41:41.570

HEADQUARTERS – Príncipe de Vergara, 183 – 28002 Madrid – Tel.: +34 91 782 02 20
www.fimjuniorgp.com

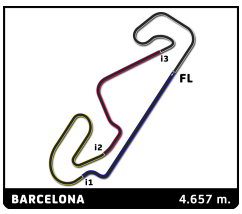

Moto2 Ech

FIM JuniorGP - CIRCUIT BARCELONA-CATALUNYA

Free Practice 1

Slow Sector Analysis (114%)

Personal Best | Session Best | **B** Crossing the pit lane

13 Mattia RATO — ITA
Fau55 Tey Racing — KALEX

Lap	Time	Sector 1	Sector 2	Sector 3	Sector 4	Elapsed
1	4:15.592	2:33.367	38.533	25.193	38.499	4:15.592
2	1:59.069	20.279	36.943	24.486	37.361	6:14.661
3	1:58.045	19.997	36.745	24.433	36.870	8:12.706
4	2:17.264 B	19.926	36.761	27.116	53.461	10:29.970
5	6:20.169	4:42.434	36.792	24.261	36.682	16:50.139
6	1:58.055	20.442	36.720	24.344	36.549	18:48.194
7	1:57.318	19.939	36.785	24.161	36.433	20:45.512
8	1:56.635	19.754	36.302	24.145	36.434	22:42.147
9	1:56.238	19.687	36.195	24.105	36.251	24:38.385
10	1:57.246	19.701	36.795	24.438	36.312	26:35.631
11	2:13.848 B	20.081	38.104	25.207	50.456	28:49.479
12	6:32.535	4:54.596	38.450	24.131	35.358	35:22.014
13	1:52.969	19.773	35.163	23.444	34.589	37:14.983
14	1:51.435	19.214	34.807	23.310	34.104	39:06.418
15	1:50.037	18.930	34.106	22.845	34.156	40:56.455

16 Kaito TOBA — JPN
PROMORACING — KALEX

Lap	Time	Sector 1	Sector 2	Sector 3	Sector 4	Elapsed
1	4:42.129	2:51.514	41.383	29.100	40.132	4:42.129
2	2:04.858	21.124	39.033	25.943	38.758	6:46.987
3	2:03.522	20.934	38.779	25.231	38.578	8:50.509
4	2:37.758 B	21.166	40.716	32.391	1:03.485	11:28.267
5	9:27.365	7:41.414	40.454	26.376	39.121	20:55.632
6	2:02.081	20.648	38.050	25.057	38.326	22:57.713
7	2:01.424	20.580	38.345	24.891	37.608	24:59.137
8	2:00.670	20.333	37.529	24.745	38.063	26:59.807
9	2:00.779	20.420	37.662	25.117	37.580	29:00.586
10	2:01.834	20.493	37.683	26.071	37.587	31:02.420
11	2:00.040	20.395	37.483	24.820	37.342	33:02.460
12	1:59.190	20.361	37.138	24.628	37.063	35:01.650
13	1:59.687	20.335	37.423	24.724	37.205	37:01.337
14	1:59.502	20.238	37.493	24.773	36.998	39:00.839
15	1:58.558	20.244	36.926	24.470	36.918	40:59.397

17 Daniel MUÑOZ — ESP
GAS UP RACING TEAM — KALEX

Lap	Time	Sector 1	Sector 2	Sector 3	Sector 4	Elapsed
1	23:05.314	...	36.507	25.639	39.177	23:05.314
2	2:00.783	20.211	37.085	24.952	38.535	25:06.097
3	2:11.396 B	20.226	37.407	24.873	48.890	27:17.493
4	3:08.572	1:29.357	36.753	24.748	37.714	30:26.065
5	1:57.732	20.062	36.426	24.375	36.869	32:23.797
6	1:56.965	19.779	36.278	24.353	36.555	34:20.762
7	1:56.159	19.821	36.084	23.886	36.368	36:16.921
8	1:55.705	19.697	36.026	23.989	35.993	38:12.626
9	1:55.514	19.628	35.962	23.830	36.094	40:08.140

19 Mattia PASINI — ITA
Team Ciatti - Boscoscuro — BOSCOSCURO

Lap	Time	Sector 1	Sector 2	Sector 3	Sector 4	Elapsed
1	31:50.227	...	38.914	26.274	38.796	31:50.227
2	2:00.175	20.782	37.592	24.882	36.919	33:50.402
3	1:57.822	20.267	37.006	24.308	36.241	35:48.224
4	1:57.673	20.314	36.748	24.605	36.006	37:45.897
5	1:55.878	19.867	36.336	23.948	35.727	39:41.775
6	1:55.569	19.902	36.155	23.876	35.636	41:37.344

21 Eduardo MONTERO — ESP
PS Racing — KALEX

Lap	Time	Sector 1	Sector 2	Sector 3	Sector 4	Elapsed
1	9:47.108 B	7:48.425	40.500	25.429	52.754	9:47.108
2	14:59.436	...	37.713	24.899	37.826	24:46.544
3	2:00.646	20.592	37.468	24.704	37.882	26:47.190
4	2:00.934	20.461	37.489	24.720	38.264	28:48.124
5	2:23.787 B	21.631	44.684	25.203	52.269	31:11.911
6	9:36.569	7:51.051	42.433	25.066	38.019	40:48.480

22 Brett ROBERTS — ZAF
Easyrace Team — BOSCOSCURO

Lap	Time	Sector 1	Sector 2	Sector 3	Sector 4	Elapsed
1	3:45.901	1:55.746	41.810	27.316	41.029	3:45.901
2	2:08.559	22.580	40.425	26.077	39.477	5:54.460
3	2:02.870	21.732	38.357	25.239	37.542	7:57.330
4	2:21.804 B	20.993	38.337	28.980	53.494	10:19.134
5	20:46.930	...	41.978	27.208	40.909	31:06.064
6	2:04.195	21.688	38.767	25.668	38.072	33:10.259
7	2:00.589	21.080	37.090	25.256	37.163	35:10.848
8	1:58.550	20.836	36.993	24.537	36.184	37:09.398
9	1:56.895	20.449	36.009	24.482	35.955	39:06.293
10	1:55.522	19.832	35.477	24.200	36.013	41:01.815

23 Taiga HADA — JPN
Gas Up Racing Team — KALEX

Lap	Time	Sector 1	Sector 2	Sector 3	Sector 4	Elapsed
1	3:08.832	1:22.423	40.637	25.965	39.807	3:08.832
2	2:04.916	20.830	38.692	25.574	39.820	5:13.748
3	2:03.664	20.663	38.496	25.360	39.145	7:17.412
4	2:03.578	20.632	38.631	25.329	38.986	9:20.990
5	2:28.095 B	21.679	40.711	28.854	56.851	11:49.085
6	12:15.272	...	41.731	27.159	39.666	24:04.357
7	2:02.605	20.802	38.090	25.714	37.999	26:06.962
8	1:57.570	20.007	36.520	24.529	36.514	28:04.532
9	1:56.542	19.902	35.983	24.370	36.287	30:01.074
10	1:54.950	19.669	35.582	24.110	35.589	31:56.024
11	1:54.397	19.449	35.551	23.720	35.677	33:50.421
12	1:53.848	19.674	35.446	23.552	35.176	35:44.269
13	1:52.558	19.538	35.029	23.345	34.646	37:36.827
14	1:54.041	19.185	34.725	25.597	34.534	39:30.868
15	1:51.234	19.057	34.772	23.235	34.170	41:22.102

27 Maxwell TOTH — USA
AGR TEAM — KALEX

Lap	Time	Sector 1	Sector 2	Sector 3	Sector 4	Elapsed
1	10:14.247 B	8:00.535	44.564	30.360	58.788	10:14.247
2	9:54.538	7:59.062	44.008	29.025	42.443	20:08.785
3	2:12.774	22.777	41.350	27.682	40.965	22:21.559
4	2:11.334	22.282	41.049	27.604	40.399	24:32.893
5	2:07.447	21.762	39.964	26.616	39.105	26:40.340
6	2:05.134	21.234	38.943	26.027	38.930	28:45.474
7	2:04.882	21.351	38.893	25.926	38.712	30:50.356
8	2:03.991	20.950	38.994	25.515	38.532	32:54.347
9	2:24.144 B	20.906	39.747	26.410	57.081	35:18.491

29 Harrison VOIGHT — AUS
YAMAHA STYLOBIKE PHILIPPINES — KALEX

Lap	Time	Sector 1	Sector 2	Sector 3	Sector 4	Elapsed
1	3:53.944	1:59.264	44.359	28.363	41.958	3:53.944
2	2:09.883	21.844	41.016	26.672	40.351	6:03.827

HEADQUARTERS – Príncipe de Vergara, 183 – 28002 Madrid – Tel.: +34 91 782 02 20
www.fimjuniorgp.com

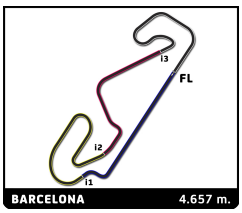

Moto2 Ech

FIM JuniorGP - CIRCUIT BARCELONA-CATALUNYA

Free Practice 1

Slow Sector Analysis (114%)

Personal Best | Session Best | **B** Crossing the pit lane

Lap	Time	Sector 1	Sector 2	Sector 3	Sector 4	Elapsed
3	2:04.689	21.189	39.483	25.660	38.357	8:08.516
4	2:21.733 B	20.718	38.587	27.891	54.537	10:30.249
5	6:28.947	4:42.038	40.717	26.495	39.697	16:59.196
6	2:05.520	20.844	39.279	26.130	39.267	19:04.716
7	2:04.223	20.568	38.962	25.799	38.894	21:08.939
8	2:03.819	20.474	38.326	25.745	39.274	23:12.758
9	2:03.782	20.489	39.041	25.246	39.006	25:16.540
10	2:29.618 B	21.821	43.521	27.383	56.893	27:46.158

30 Gianpaolo DI VITTORI — ITA
Fau55 Tey Racing — KALEX

Lap	Time	Sector 1	Sector 2	Sector 3	Sector 4	Elapsed
1	4:36.539	2:40.930	43.613	27.751	44.245	4:36.539
2	2:13.978	22.093	42.894	28.074	40.917	6:50.517
3	2:08.302	21.332	39.866	26.130	40.974	8:58.819
4	2:32.973 B	22.175	42.448	29.121	59.229	11:31.792
5	5:34.898	3:45.457	41.833	26.529	41.079	17:06.690
6	2:07.181	21.410	39.550	25.996	40.225	19:13.871
7	2:05.516	20.996	39.116	25.940	39.464	21:19.387
8	2:03.852	20.778	38.759	25.713	38.602	23:23.239
9	2:20.868 B	22.043	39.244	25.715	53.866	25:44.107
10	9:43.129	8:00.260	39.343	25.492	38.034	35:27.236
11	2:00.139	20.320	37.325	25.002	37.492	37:27.375
12	2:00.427	20.196	37.726	24.873	37.632	39:27.802
13	1:56.432	20.084	36.252	24.114	35.982	41:24.234

31 Roberto GARCÍA — ESP
FANTIC CARDOSO RACING — KALEX

Lap	Time	Sector 1	Sector 2	Sector 3	Sector 4	Elapsed
1	4:06.719	2:20.853	39.541	26.343	39.982	4:06.719
2	2:01.017	20.526	36.942	25.212	38.337	6:07.736
3	1:59.617	20.077	36.694	24.867	37.979	8:07.353
4	2:16.411 B	20.099	37.610	27.298	51.404	10:23.764
5	17:14.057	...	37.109	24.843	37.542	27:37.821
6	1:56.904	19.840	36.063	24.326	36.675	29:34.725
7	1:55.493	19.645	36.159	23.910	35.779	31:30.218
8	1:55.372	19.965	35.941	23.745	35.721	33:25.590
9	1:54.419	19.622	35.719	23.465	35.613	35:20.009
10	1:53.973	19.600	35.571	23.532	35.270	37:13.982
11	1:53.973	19.421	35.596	23.469	35.487	39:07.955
12	2:07.711 B	19.672	35.868	23.774	48.397	41:15.666

40 Mattia CASADEI — ITA
Team Ciatti - Boscoscuro — BOSCOSCURO

Lap	Time	Sector 1	Sector 2	Sector 3	Sector 4	Elapsed
1	4:41.265	2:50.791	41.070	29.674	39.730	4:41.265
2	2:03.797	20.890	38.291	25.462	39.154	6:45.062
3	2:04.357	20.830	38.459	25.885	39.183	8:49.419
4	2:35.737 B	21.229	40.284	33.545	1:00.679	11:25.156
5	7:36.069	5:45.825	42.390	27.816	40.038	19:01.225
6	2:03.788	20.949	38.225	26.079	38.535	21:05.013
7	2:01.231	20.874	37.587	25.119	37.651	23:06.244
8	2:00.023	20.373	37.280	24.655	37.715	25:06.267
9	2:12.380 B	20.480	37.451	24.834	49.615	27:18.647
10	9:22.642	7:35.916	41.823	26.621	38.282	36:41.289
11	1:57.013	20.321	36.389	24.319	35.984	38:38.302
12	1:52.947	19.688	35.144	23.429	34.686	40:31.249

44 Jinlin LI — CHN
GAS UP RACING TEAM — KALEX

Lap	Time	Sector 1	Sector 2	Sector 3	Sector 4	Elapsed
1	4:23.301	2:28.670	44.330	28.225	42.076	4:23.301
2	2:12.961	22.627	41.911	27.150	41.273	6:36.262
3	2:23.285	22.170	41.208	27.034	52.873	8:59.547
4	2:55.300 B	26.870	52.682	34.732	1:01.016	11:54.847
5	11:45.890	9:52.845	43.082	28.244	41.719	23:40.737
6	2:10.859	22.477	41.224	26.943	40.215	25:51.596
7	2:07.999	21.935	39.889	26.586	39.589	27:59.595
8	2:06.292	21.389	39.279	26.039	39.585	30:05.887
9	2:08.158	21.697	39.727	26.891	39.843	32:14.045
10	2:26.483 B	22.096	41.101	27.320	55.966	34:40.528
11	5:46.189	3:59.686	40.463	26.411	39.629	40:26.717

49 Francesco MONGIARDO — ITA
FANTIC CARDOSO RACING — KALEX

Lap	Time	Sector 1	Sector 2	Sector 3	Sector 4	Elapsed
1	4:06.782	2:23.077	39.268	25.866	38.571	4:06.782
2	2:01.005	20.700	37.252	24.803	38.250	6:07.787
3	1:59.612	20.265	36.853	24.717	37.777	8:07.399
4	2:17.529 B	20.260	37.576	27.414	52.279	10:24.928
5	11:46.226	...	38.329	25.485	37.211	22:11.154
6	1:57.524	20.194	36.716	24.462	36.152	24:08.678
7	1:56.519	19.900	36.130	24.264	36.225	26:05.197
8	1:56.284	19.844	36.188	24.237	36.015	28:01.481
9	1:57.174	19.770	36.802	24.075	36.527	29:58.655
10	1:56.631	19.849	36.332	24.212	36.238	31:55.286
11	2:10.968 B	19.712	37.034	24.450	49.772	34:06.254

54 Alberto FERRÁNDEZ — ESP
FINETWORK TEAM — BOSCOSCURO

Lap	Time	Sector 1	Sector 2	Sector 3	Sector 4	Elapsed
1	3:17.723	1:29.554	40.853	26.187	41.129	3:17.723
2	2:03.828	20.691	38.030	25.942	39.165	5:21.551
3	2:00.622	20.120	36.895	25.152	38.455	7:22.173
4	1:59.302	19.741	36.672	24.526	38.363	9:21.475
5	2:25.327 B	21.287	40.443	28.670	54.927	11:46.802
6	5:58.089	4:17.203	37.557	25.012	38.317	17:44.891
7	1:59.632	19.934	37.027	25.028	37.643	19:44.523
8	1:57.218	19.665	36.309	24.532	36.712	21:41.741
9	1:56.359	19.651	35.801	24.047	36.860	23:38.100
10	1:54.691	19.463	35.639	23.709	35.880	25:32.791
11	2:08.366 B	19.591	35.899	24.002	48.874	27:41.157
12	6:10.971	4:28.661	37.879	25.266	39.165	33:52.128
13	1:54.334	19.695	35.496	23.750	35.393	35:46.462
14	1:51.858	19.245	34.804	23.312	34.497	37:38.320
15	1:50.565	18.962	34.131	23.253	34.219	39:28.885
16	1:50.476	19.052	34.445	22.912	34.067	41:19.361

67 Alberto SURRA — ITA
Team Ciatti - Boscoscuro — BOSCOSCURO

Lap	Time	Sector 1	Sector 2	Sector 3	Sector 4	Elapsed
1	2:58.657	1:08.490	42.400	26.894	40.873	2:58.657
2	2:05.485	21.036	38.804	26.128	39.517	5:04.142
3	2:03.881	20.395	38.408	25.498	39.580	7:08.023
4	2:03.389	20.593	37.901	25.727	39.168	9:11.412
5	2:35.710 B	21.221	44.564	29.763	1:00.162	11:47.122
6	8:22.334	6:39.766	38.545	25.523	38.500	20:09.456
7	2:00.876	20.524	37.849	25.004	37.499	22:10.332
8	1:56.844	19.817	36.387	24.222	36.418	24:07.176
9	1:56.457	19.678	36.325	24.111	36.343	26:03.633
10	1:55.990	19.546	35.894	24.154	36.396	27:59.623

HEADQUARTERS – Príncipe de Vergara, 183 – 28002 Madrid – Tel.: +34 91 782 02 20
www.fimjuniorgp.com

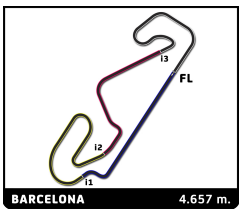

Moto2 Ech

FIM JuniorGP - CIRCUIT BARCELONA-CATALUNYA

Free Practice 1

Slow Sector Analysis (114%)

Personal Best | Session Best | **B** Crossing the pit lane

Lap	Time	Sector 1	Sector 2	Sector 3	Sector 4	Elapsed
11	2:15.658 B	19.583	36.194	27.311	52.570	30:15.281
12	7:51.858	6:15.405	36.497	24.154	35.802	38:07.139
13	1:51.396	19.119	34.789	23.180	34.308	39:58.535
14	1:50.506	19.418	34.387	23.049	33.652	41:49.041

77 **Mattia VOLPI** ITA
MMR KALEX

Lap	Time	Sector 1	Sector 2	Sector 3	Sector 4	Elapsed
1	3:42.123	1:42.089	47.764	28.925	43.345	3:42.123
2	2:13.053	22.743	41.012	27.525	41.773	5:55.176
3	2:08.897	22.225	40.467	26.128	40.077	8:04.073
4	2:24.355 B	21.439	39.367	28.642	54.907	10:28.428
5	5:48.335	3:55.996	43.883	27.264	41.192	16:16.763
6	2:08.894	21.523	40.255	26.359	40.757	18:25.657
7	2:05.914	20.965	39.782	25.863	39.304	20:31.571
8	2:03.639	20.644	38.790	25.385	38.820	22:35.210
9	2:21.229 B	20.509	38.887	25.373	56.460	24:56.439
10	12:29.838	...	46.777	28.431	39.542	37:26.277
11	2:27.580 B	20.623	42.747	29.389	54.821	39:53.857

98 **Chanon INTA** THA
Forward EEST Racing FORWARD

Lap	Time	Sector 1	Sector 2	Sector 3	Sector 4	Elapsed
1	5:06.971	3:03.670	46.566	28.768	47.967	5:06.971
2	2:08.767	21.723	40.540	26.451	40.053	7:15.738
3	2:05.577	20.981	39.406	25.980	39.210	9:21.315
4	2:30.152 B	21.841	41.001	30.195	57.115	11:51.467
5	6:52.871	5:00.958	42.965	27.438	41.510	18:44.338
6	2:05.481	21.433	39.305	25.418	39.325	20:49.819
7	2:04.260	20.982	38.439	25.781	39.058	22:54.079
8	2:03.388	20.866	38.161	25.212	39.149	24:57.467
9	2:02.317	20.624	37.864	25.311	38.518	26:59.784
10	2:01.480	20.878	37.670	25.079	37.853	29:01.264
11	2:02.056	20.386	37.532	25.981	38.157	31:03.320
12	2:00.557	20.422	37.593	25.041	37.501	33:03.877
13	2:00.767	20.590	37.556	24.770	37.851	35:04.644
14	2:24.052	29.168	50.452	26.339	38.093	37:28.696
15	1:59.794	20.312	37.109	24.523	37.850	39:28.490

HEADQUARTERS – Príncipe de Vergara, 183 – 28002 Madrid – Tel.: +34 91 782 02 20
www. fimjuniorgp.com