

Moto2 Ech

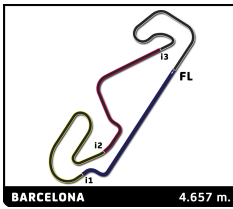
FIM JuniorGP - CIRCUIT BARCELONA-CATALUNYA

Practice Moto 2

Sector Analysis

— Invalidated Lap ■ Personal Best ■ Session Best B Crossing the pit lane

Lap	Time	Sector 1	Sector 2	Sector 3	Sector 4	T.SpD	Lap	Time	Sector 1	Sector 2	Sector 3	Sector 4	T.SpD
11 Jorge NAVARRO ESP							KLINT FORWARD JUNIOR TEAM FORWARD						
1	5:56.525 B	3:46.333	43.796	31.076	55.320	149.5	3	1:57.209	20.101	36.278	24.128	36.702	260.1
2	4:32.382	2:53.240	37.822	24.868	36.452	184.6	4	1:55.684	19.615	36.076	24.015	35.978	282.4
3	1:56.575	20.137	36.316	24.137	35.985	272.5	5	2:14.534 B	19.904	37.143	24.718	52.769	274.5
4	1:56.075	19.931	35.949	24.592	35.603	272.5	6	11:15.426	9:44.782	34.493	22.972	33.179	195.9
5	2:20.125 B	20.436	40.197	25.420	54.072	264.5	7	1:46.305	18.546	33.068	22.109	32.582	288.4
6	12:22.145	...	34.853	22.878	33.494	160.8	8	1:45.777	18.243	33.027	22.030	32.477	290.7
7	1:46.406	18.688	32.938	22.107	32.673	284.6	9	1:45.840	18.431	33.001	21.953	32.455	291.5
8	1:45.419	18.355	32.543	22.017	32.504	287.6	10	1:45.580	18.343	32.878	21.996	32.363	291.5
9	1:44.879	18.332	32.546	21.760	32.241	287.6	11	1:45.348	18.381	32.736	21.863	32.368	289.1
10	1:45.027	18.258	32.682	21.894	32.193	286.9	12	1:45.888	18.279	32.854	21.883	32.872	292.3
11	1:48.041	18.224	32.631	21.709	35.477	288.4	13	1:46.535	18.346	32.858	21.992	33.339	290.7
12	1:45.290	18.325	32.819	21.835	32.311	288.4	14	1:46.073	18.397	33.281	22.001	32.394	288.4
13	1:59.917 B	18.239	32.725	21.793	47.160	288.4							
31 Roberto GARCÍA ESP							FANTIC CARDOSO RACING KALEX						
1	4:15.045 B	2:14.643	40.088	27.025	53.289	194.5							
2	5:17.414	3:37.360	37.798	24.997	37.259	207.1							
3	1:56.409	19.987	36.367	24.044	36.011	278.1							
4	1:55.190	19.740	36.038	23.667	35.745	277.3							
5	1:54.782	19.334	35.830	23.964	35.654	275.2							
6	2:09.481 B	19.483	35.961	24.072	49.965	281.7							
7	10:25.784	8:54.830	34.555	22.966	33.433	197.3							
8	1:45.368	18.546	32.747	21.898	32.177	283.9							
9	1:47.519	18.595	33.295	21.879	33.750	286.1							
10	1:45.686	18.521	32.874	21.919	32.372	283.1							
11	1:45.472	18.429	32.721	21.789	32.533	285.4							
12	1:45.564	18.326	32.856	21.940	32.442	286.1							
13	1:45.304	18.345	32.901	21.728	32.330	286.1							
14	1:45.174	18.304	32.785	21.768	32.317	286.1							
15	1:44.893	18.326	32.627	21.677	32.263	286.9							
16	1:45.251	18.264	32.847	21.633	32.507	282.4							
40 Mattia CASADEI ITA							Team Ciatti - Boscoscuro BOSCOSCURO						
1	5:15.784 B	3:13.890	39.414	28.940	53.540	118.4							
2	4:39.642	3:01.219	37.626	24.736	36.061	135.2							
3	1:57.292	19.980	36.730	24.482	36.100	267.8							
4	1:57.522	19.937	36.048	23.940	37.597	271.8							
5	1:56.929	20.057	36.520	24.390	35.962	266.5							
6	2:11.004 B	19.991	38.376	26.137	46.500	264.5							
7	12:04.446	...	36.719	23.926	35.298	154.4							
8	1:47.012	18.860	33.346	22.236	32.570	282.4							
9	1:47.086	18.794	33.365	22.190	32.737	282.4							
10	1:45.915	18.430	32.972	22.004	32.509	286.1							
11	1:45.811	18.409	32.960	21.909	32.533	289.1							
12	1:45.576	18.522	32.843	21.809	32.402	285.4							
13	1:45.524	18.380	32.814	21.843	32.487	287.6							
14	1:45.676	18.446	32.931	21.852	32.447	281.7							
15	1:45.689	18.384	32.950	21.858	32.497	287.6							
4 Eric FERNÁNDEZ ESP							Fau55 Tey Racing KALEX						
1	2:10.603	25.977	40.665	26.119	37.842	183.6							
2	7:31.446	5:51.677	38.032	24.398	37.339	258.9							
3	1:58.098	20.377	36.936	24.138	36.647	261.3							
4	1:57.360	20.210	36.533	24.242	36.375	265.8							
5	1:56.329	19.891	36.545	23.804	36.089	272.5							
6	2:14.925 B	20.819	38.228	24.874	51.004	263.9							
67 Alberto SURRA ITA							Team Ciatti - Boscoscuro BOSCOSCURO						
1	5:55.537 B	3:49.772	41.256	29.750	54.759	141.7							
2	5:27.575	3:43.686	37.197	26.608	40.084	205.1							



Moto2 Ech

FIM JuniorGP - CIRCUIT BARCELONA-CATALUNYA

Practice Moto 2

Sector Analysis

— Invalidated Lap ■ Personal Best ■ Session Best B Crossing the pit lane

Lap	Time	Sector 1	Sector 2	Sector 3	Sector 4	T.Sp	Lap	Time	Sector 1	Sector 2	Sector 3	Sector 4	T.Sp
7	6:18.443	4:42.533	36.862	23.458	35.590	150.2	9	2:07.216B	19.356	36.450	23.508	47.902	281.7
8	1:48.975	19.080	33.980	22.522	33.393	286.9	10	5:13.301	3:41.350	35.102	23.016	33.833	211.5
9	1:47.540	18.739	33.665	22.229	32.907	287.6	11	1:48.001	19.034	33.609	22.393	32.965	285.4
10	1:49.957	18.661	34.971	22.944	33.381	289.1	12	1:47.546	18.506	33.569	22.489	32.982	287.6
11	1:46.932	18.510	33.545	22.063	32.814	287.6	13	1:46.557	18.669	33.169	22.098	32.621	286.1
12	1:46.867	18.351	33.531	22.083	32.902	291.5	14	1:46.356	18.361	33.357	22.051	32.587	286.9
13	2:04.647B	20.712	36.220	22.128	45.587	285.4	15	1:46.124	18.423	32.984	22.118	32.599	287.6
14	4:08.907	2:38.500	34.422	22.507	33.478	195.2	16	1:46.060	18.352	33.131	21.956	32.621	286.9
15	1:45.671	18.404	32.946	21.915	32.406	289.9	17	1:45.905	18.419	32.948	21.970	32.568	289.1
16	1:48.381	20.112	33.341	21.931	32.997	287.6	18	1:45.406	18.308	32.850	21.921	32.327	289.1
							19	1:47.145	18.573	33.629	22.243	32.700	283.9
							20	1:45.976	18.459	33.024	21.996	32.497	288.4

29 Harrison VOIGHT							AUS
YAMAHA STYLOBIKE PHILIPPINES							KALEX
1	2:34.214	51.770	38.648	25.842	37.954	212.8	
2	2:19.454B	20.287	37.049	27.758	54.360	271.1	
3	5:35.962	3:55.354	38.857	24.920	36.831	134.4	
4	1:57.580	20.116	36.585	24.537	36.342	271.8	
5	1:57.277	20.270	36.411	24.488	36.108	273.2	
6	2:16.290B	20.290	37.889	25.266	52.845	279.5	
7	14:47.037	...	34.851	22.703	33.113	164.2	
8	1:46.529	18.650	32.957	22.213	32.709	283.1	
9	1:46.390	18.559	32.951	22.170	32.710	280.2	
10	1:46.237	18.522	33.036	22.051	32.628	283.9	
11	1:45.797	18.463	32.847	21.932	32.555	282.4	
12	1:48.000	18.450	32.979	21.981	34.590	283.9	
13	1:46.027	18.418	33.010	22.002	32.597	283.9	
14	1:46.766	18.427	33.082	22.116	33.141	282.4	

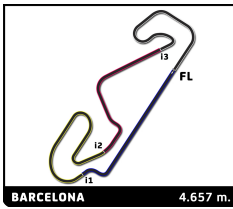
49 Francesco MONGIARDO							ITA
FANTIC CARDOSO RACING							KALEX
1	3:08.217	1:27.251	37.413	26.423	37.130	211.1	
2	2:27.717B	20.110	45.249	28.983	53.375	276.6	
3	4:02.217	2:23.358	37.601	24.809	36.449	216.1	
4	1:56.823	19.908	36.829	24.229	35.857	275.2	
5	1:55.791	19.710	36.355	23.916	35.810	282.4	
6	1:55.798	19.869	36.297	24.004	35.628	278.8	
7	1:55.326	19.736	36.131	23.908	35.551	279.5	
8	2:16.981B	20.534	38.009	26.644	51.794	278.1	
9	12:21.671	...	35.442	23.311	33.609	175.1	
10	1:48.111	19.021	33.662	22.487	32.941	282.4	
11	1:46.614	18.779	33.363	22.115	32.357	282.4	
12	1:45.823	18.433	33.023	21.971	32.396	285.4	
13	1:45.952	18.454	32.884	22.158	32.456	286.9	
14	1:45.921	18.480	32.847	22.049	32.545	285.4	
15	1:45.907	18.470	32.800	22.130	32.507	285.4	
16	1:46.045	18.456	33.101	21.966	32.522	286.1	

54 Alberto FERRÁNDEZ							ESP
FINETWORK TEAM							BOSCOSCURO
1	2:25.945	44.903	37.952	24.901	38.189	207.5	
2	2:14.311B	19.846	36.267	26.626	51.572	283.9	
3	4:06.728	2:30.518	36.211	23.789	36.210	211.5	
4	1:53.996	19.400	35.617	23.559	35.420	285.4	
5	1:53.176	19.338	35.286	23.413	35.139	285.4	
6	1:52.854	19.397	35.343	23.205	34.909	281.7	
7	1:52.822	19.312	35.575	23.125	34.810	281.7	
8	1:52.122	19.143	35.181	23.029	34.769	282.4	

8 Marco TAPIA							ESP
YAMAHA STYLOBIKE PHILIPPINES							KALEX
1	3:10.708	1:29.082	38.731	25.555	37.340	192.4	
2	2:25.585B	20.422	42.807	30.695	51.661	269.1	
3	3:20.169	1:43.901	36.123	24.242	35.903	206.3	
4	1:54.918	19.793	35.748	23.852	35.525	276.6	
5	1:54.147	19.544	35.494	23.553	35.556	280.2	
6	2:10.020B	19.610	35.901	24.363	50.146	278.8	
7	15:52.590	...	35.352	23.347	34.766	183.6	
8	1:48.039	18.973	33.681	22.237	33.148	281.7	
9	1:46.633	18.547	33.162	21.995	32.929	285.4	
10	1:46.590	18.569	33.319	21.962	32.740	283.9	
11	1:48.064	18.953	33.718	22.256	33.137	283.9	
12	1:46.836	18.603	33.254	21.902	33.077	286.9	
13	1:47.602	18.794	33.738	22.206	32.864	286.1	
14	1:46.052	18.501	33.156	21.889	32.506	286.1	

16 Kaito TOBA							JPN
PROMORACING							KALEX
1	4:14.897B	1:47.600	50.877	32.066	1:04.354	170.1	
2	6:18.025	4:36.885	38.368	25.039	37.733	189.7	
3	1:59.729	20.241	37.777	24.698	37.013	269.1	
4	2:15.803B	20.461	37.309	24.555	53.478	261.3	
5	10:46.081	9:12.498	35.998	23.410	34.175	183.3	
6	1:48.534	18.969	33.748	22.506	33.311	284.6	
7	1:49.226	18.714	33.511	22.289	34.712	286.1	
8	1:47.237	18.578	33.444	22.264	32.951	286.9	
9	1:48.077	18.791	33.748	22.523	33.015	286.9	
10	1:46.868	18.514	33.335	22.116	32.903	287.6	
11	1:47.079	18.721	33.245	22.187	32.926	285.4	
12	1:46.415	18.478	33.084	22.066	32.787	286.9	
13	1:46.345	18.477	32.996	22.051	32.821	286.1	
14	1:59.460	18.429	33.042	22.184	45.805	286.9	
15	1:47.249	18.559	33.750	22.097	32.843	287.6	

77 Mattia VOLPI							ITA
MMR							KALEX
1	4:24.044B	2:19.051	41.245	26.397	57.351	175.1	
2	4:52.628	3:12.884	38.073	24.376	37.295	200.6	
3	1:59.084	20.273	37.589	24.519	36.703	275.9	
4	1:57.319	20.006	36.655	24.117	36.541	278.8	
5	2:29.966B	20.542	43.551	30.129	55.744	275.2	
6	8:53.192	7:06.506	41.912	27.100	37.674	146.7	
7	1:56.535	20.358	36.702	24.174	35.301	269.1	



Moto2 Ech

FIM JuniorGP - CIRCUIT BARCELONA-CATALUNYA

Practice Moto 2

Sector Analysis

Invalidated Lap Personal Best Session Best B Crossing the pit lane

Lap	Time	Sector 1	Sector 2	Sector 3	Sector 4	T.Sp	Lap	Time	Sector 1	Sector 2	Sector 3	Sector 4	T.Sp
8	1:52.831	19.845	35.366	23.395	34.225	271.1	5	1:58.519	20.210	37.180	24.526	36.603	280.9
9	1:49.744	19.215	34.226	22.761	33.542	280.2	6	1:57.294	20.054	36.781	24.298	36.161	281.7
10	1:48.971	19.272	34.006	22.517	33.176	275.9	7	1:56.811	19.872	36.658	24.338	35.943	281.7
11	1:48.175	18.945	33.902	22.333	32.995	280.2	8	2:16.453B	20.943	39.442	25.623	50.445	280.2
12	1:47.076	18.590	33.437	22.220	32.829	281.7	9	5:35.609	3:59.453	37.077	24.248	34.831	190.7
13	1:46.510	18.599	33.235	22.040	32.636	280.9	10	1:49.341	19.202	34.262	22.717	33.160	279.5
14	1:46.514	18.444	33.185	22.047	32.838	283.1	11	1:47.653	18.719	33.426	22.432	33.076	289.1
15	1:54.977	21.254	36.749	23.003	33.971	283.1	12	1:49.317	18.745	35.112	22.282	33.178	289.1
16	1:46.701	18.551	33.407	22.053	32.690	286.1	13	1:47.356	18.816	33.381	22.161	32.998	290.7

13	Mattia RATO						ITA
	Fau55 Tey Racing						KALEX
	1	2:09.816	28.882	38.206	25.347	37.381	209.5
	2	2:16.684B	20.197	37.108	26.549	52.830	269.8
	3	4:57.559	3:19.734	36.306	24.883	36.636	212.8
	4	1:57.916	19.947	36.520	24.591	36.858	271.8
	5	2:10.580B	19.743	36.512	24.111	50.214	271.1
	6	6:53.085	5:16.660	37.028	24.448	34.949	182.4
	7	1:50.994	19.048	34.682	23.401	33.863	286.1
	8	1:49.043	18.859	33.975	22.646	33.563	286.1
	9	1:48.462	18.761	33.782	22.610	33.309	286.1
	10	1:48.202	18.713	33.662	22.622	33.205	286.1
	11	1:49.354	18.645	35.271	22.592	32.846	284.6
	12	1:47.928	18.591	33.958	22.313	33.066	289.1
	13	2:09.891B	19.178	35.821	22.942	51.950	284.6
	14	4:48.197	3:18.488	34.135	22.186	33.388	160.4
	15	1:46.866	18.542	33.487	22.046	32.791	287.6
	16	1:46.575	18.532	33.226	21.954	32.863	280.2
17	1:46.723	18.434	33.447	22.151	32.691	286.9	

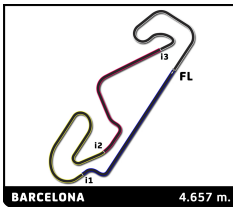
22	Brett ROBERTS						ZAF
	Easyrace Team						BOSCOSCURO
	1	2:10.658	26.349	40.662	25.996	37.651	177.6
	2	2:17.874B	21.513	37.675	27.901	50.785	252.3
	3	4:55.608	3:16.456	37.427	25.256	36.469	209.5
	4	1:57.952	20.323	36.423	24.462	36.744	249.9
	5	1:58.163	20.250	36.359	24.614	36.940	253.4
	6	2:10.499B	20.179	36.836	24.837	48.647	263.2
	7	9:01.462	7:24.867	36.208	24.877	35.510	167.8
	8	1:50.935	19.571	34.250	23.198	33.916	280.2
	9	1:49.063	19.355	33.645	22.598	33.465	280.9
	10	1:49.719	19.018	33.441	22.767	34.493	284.6
	11	1:47.420	18.890	33.350	22.254	32.926	283.9
	12	1:47.322	18.920	33.315	22.243	32.844	283.9
	13	1:47.432	18.831	33.346	22.390	32.865	278.8
	14	1:46.866	18.761	33.224	22.136	32.745	287.6
	15	1:47.163	18.746	33.179	22.358	32.880	284.6
	16	1:46.685	18.603	33.196	22.029	32.857	287.6
17	1:46.703	18.788	33.218	22.037	32.660	286.1	
18	1:46.590	18.570	33.075	22.091	32.854	285.4	

7	Johan GIMBERT						FRA
	PROMORACING						KALEX
	1	3:10.854	1:20.979	43.044	27.344	39.487	181.2
	2	2:28.231B	21.384	45.060	28.614	53.173	258.2
	3	4:29.051	2:44.738	40.146	26.201	37.966	174.8
4	2:01.375	20.653	38.235	25.317	37.170	274.5	

21	Eduardo MONTERO						ESP
	PS Racing						KALEX
	1	2:28.093	47.283	37.969	24.797	38.044	186.2
	2	2:15.178B	20.606	37.347	25.508	51.717	262.6
	3	4:20.605	2:41.430	37.202	24.533	37.440	201.7
	4	1:59.785	20.421	37.339	24.559	37.466	277.3
	5	2:00.479	20.545	37.605	24.646	37.683	271.1
	6	2:23.005B	21.556	43.482	25.491	52.476	267.1
	7	17:03.595	...	35.634	23.447	34.778	145.0
	8	1:49.768	19.272	34.149	22.606	33.741	279.5
	9	1:48.227	19.026	33.613	22.297	33.291	276.6

5	Lorenzo FELLON						FRA
	SF Racing						KALEX
	1	2:26.155	45.828	37.642	25.160	37.525	203.2
	2	2:14.752B	19.990	36.980	25.968	51.814	280.9
	3	4:36.442	2:58.511	36.784	24.461	36.686	211.5
	4	1:57.058	19.884	36.769	24.186	36.219	278.8
	5	1:55.977	19.702	36.333	23.798	36.144	280.2
	6	1:55.932	19.525	36.419	24.037	35.951	280.2
	7	1:55.628	19.558	36.239	23.779	36.052	279.5
	8	2:08.178B	19.575	36.283	23.878	48.442	279.5
	9	9:26.066	7:51.558	36.666	23.592	34.250	200.2

27	Maxwell TOTH						USA
	AGR TEAM						KALEX
	1	3:11.089	1:22.786	41.583	27.445	39.275	156.2
	2	2:27.523B	21.388	42.448	30.318	53.369	231.8
	3	4:14.522	2:30.906	39.278	26.035	38.303	158.5



Moto2 Ech

FIM JuniorGP - CIRCUIT BARCELONA-CATALUNYA

Practice Moto 2

Sector Analysis

— Invalidated Lap ■ Personal Best ■ Session Best B Crossing the pit lane

Lap	Time	Sector 1	Sector 2	Sector 3	Sector 4	T.Spd	Lap	Time	Sector 1	Sector 2	Sector 3	Sector 4	T.Spd
4	2:03.195	20.907	38.682	25.838	37.768	247.1	3	1:55.942	19.774	35.726	24.385	36.057	269.1
5	2:00.992	20.687	38.095	24.903	37.307	262.0	4	1:55.798	21.209	35.376	23.950	35.263	270.4
6	2:00.136	20.404	37.688	25.147	36.897	268.4	5	1:54.981	20.119	35.327	24.045	35.490	264.5
7	1:58.370	20.205	37.056	24.495	36.614	267.1	6	1:53.283	19.718	35.367	23.376	34.822	268.4
8	1:58.232	20.216	37.080	24.427	36.509	268.4	7	2:12.102B	19.774	38.207	24.296	49.825	265.2
9	2:12.797B	20.011	36.554	24.341	51.891	273.2	8	3:08.734	1:33.159	35.386	24.312	35.877	195.2
10	10:40.603	9:04.495	36.792	24.252	35.064	93.9	9	1:53.081	19.910	35.013	23.264	34.894	266.5
11	1:50.848	19.430	34.315	23.250	33.853	269.1	9 Charles AUBRIE FRA						
12	1:49.332	19.049	33.919	22.837	33.527	280.9	JEG Racing KALEX						
13	1:48.610	18.984	33.669	22.591	33.366	281.7	1	2:31.774	48.269	39.504	25.914	38.087	196.2
14	1:48.290	19.008	33.620	22.438	33.224	280.9	2	2:20.327B	20.735	38.126	26.507	54.959	269.1
15	1:52.383	19.042	35.101	23.679	34.561	277.3	3	4:44.682	3:02.970	38.570	25.219	37.923	201.0
16	1:48.511	18.920	33.660	22.633	33.298	282.4	4	2:03.232	20.705	39.045	25.506	37.976	269.8

30 Gianpaolo DI VITTORI ITA						
Fau55 Tey Racing KALEX						
1	2:27.682	43.811	39.589	25.530	38.752	190.7
2	2:25.384B	20.983	38.248	28.399	57.754	257.6
3	4:49.313	3:07.849	38.372	25.136	37.956	142.1
4	2:00.023	20.775	37.496	24.656	37.096	263.9
5	1:59.393	20.591	37.421	24.607	36.774	265.2
6	1:58.986	20.326	37.403	24.544	36.713	269.1
7	2:13.267B	20.279	37.344	24.784	50.860	268.4
8	6:50.157	5:13.345	37.054	24.121	35.637	191.4
9	1:51.987	19.550	34.860	23.052	34.525	278.1
10	1:50.312	19.179	34.241	23.255	33.637	282.4
11	1:48.949	19.222	33.777	22.538	33.412	283.1
12	1:48.698	18.961	33.728	22.625	33.384	279.5
13	1:51.505	18.924	34.558	22.492	35.531	279.5
14	1:48.711	18.927	33.826	22.633	33.325	282.4
15	1:57.828	19.637	41.560	22.897	33.734	283.9
16	1:48.293	18.895	33.665	22.523	33.210	283.1
17	2:21.788B	20.898	41.178	22.835	56.877	285.4

98 Chanon INTA THA						
EEST 84R KALEX						
1	3:18.241	1:30.037	41.016	27.183	40.005	207.9
2	2:33.613B	22.948	43.547	31.531	55.587	269.8
3	3:29.188	1:46.817	38.551	25.431	38.389	207.9
4	2:01.517	20.632	37.976	25.278	37.631	270.4
5	1:59.744	20.287	37.398	24.779	37.280	272.5
6	1:59.350	20.290	37.037	24.880	37.143	273.2
7	2:33.942B	25.556	49.490	27.634	51.262	269.8
8	11:19.311	9:37.749	36.590	24.650	40.322	164.5
9	1:53.008	19.552	35.008	23.302	35.146	275.9
10	1:52.109	19.471	34.886	23.251	34.501	275.2
11	2:04.015	19.461	34.839	23.089	46.626	275.2
12	1:51.759	19.738	34.567	23.057	34.397	277.3
13	1:51.986	19.463	34.662	23.365	34.496	276.6
14	1:51.490	19.215	34.656	22.893	34.726	276.6
15	1:50.539	19.350	34.369	22.834	33.986	273.9
16	2:03.235	26.100	39.231	23.341	34.563	276.6

44 Jinlin LI CHN						
GAS UP RACING TEAM KALEX						
1	16:01.729B	2:27.358	38.603			179.4
2	13:10.567	...	36.775	24.635	36.121	174.0