

# Moto2 Ech

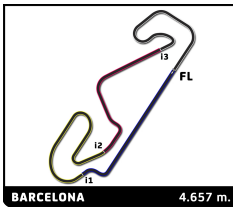
## FIM JuniorGP - CIRCUIT BARCELONA-CATALUNYA

### Race 2

### Sector Analysis

Invalidated Lap Personal Best Session Best Crossing the pit lane

Lap	Time	Sector 1	Sector 2	Sector 3	Sector 4	T.Sp	Lap	Time	Sector 1	Sector 2	Sector 3	Sector 4	T.Sp		
<b>17</b>	<b>Daniel MUÑOZ</b> ESP							<b>40</b>	<b>Mattia CASADEI</b> ITA						
	GAS UP RACING TEAM KALEX								Team Ciatti - Boscoscuro BOSCOSCURO						
1	1:48.523	21.987	32.745	21.884	31.907		1	1:50.282	23.222	33.129	21.889	32.042			
2	1:44.568	18.310	32.312	21.872	32.074	283.1	2	1:44.888	18.442	32.648	21.726	32.072	278.8		
3	1:44.525	18.295	32.577	21.635	32.018	283.1	3	1:44.665	18.203	32.616	21.701	32.145	279.5		
4	1:44.484	18.285	32.573	21.680	31.946	284.6	4	1:44.468	18.195	32.562	21.702	32.009	285.4		
5	1:45.412	18.314	32.515	22.149	32.434	283.9	5	1:44.646	18.202	32.656	21.585	32.203	279.5		
6	1:44.691	18.442	32.662	21.630	31.957	280.9	6	1:44.836	18.116	32.746	21.775	32.199	280.2		
7	1:44.810	18.350	32.696	21.624	32.140	283.1	7	1:44.867	18.164	32.638	21.702	32.363	285.4		
8	1:44.835	18.566	32.666	21.557	32.046	281.7	8	1:45.161	18.332	32.788	21.795	32.246	283.1		
9	1:44.478	18.311	32.629	21.609	31.929	284.6	9	1:45.160	18.246	32.868	21.799	32.247	282.4		
10	1:44.514	18.298	32.578	21.648	31.990	283.9	10	1:45.074	18.266	32.799	21.703	32.306	289.1		
11	1:44.902	18.270	32.886	21.636	32.110	284.6	11	1:44.999	18.264	32.799	21.620	32.316	289.9		
12	1:44.316	18.307	32.463	21.612	31.934	282.4	12	1:45.138	18.268	32.884	21.710	32.276	284.6		
13	1:44.714	18.358	32.571	21.655	32.130	281.7	13	1:45.293	18.277	32.911	21.771	32.334	280.9		
14	1:44.822	18.346	32.669	21.685	32.122	282.4	14	1:45.575	18.277	32.993	21.851	32.454	289.1		
15	1:44.632	18.263	32.584	21.645	32.140	283.1	15	1:45.965	18.397	33.286	21.944	32.338	276.6		
16	1:44.652	18.263	32.558	21.595	32.236	282.4	16	1:45.608	18.303	32.955	21.749	32.601	289.1		
<b>11</b>	<b>Jorge NAVARRO</b> ESP							<b>67</b>	<b>Alberto SURRA</b> ITA						
	KLINT FORWARD JUNIOR TEAM FORWARD								Team Ciatti - Boscoscuro BOSCOSCURO						
1	1:48.841	22.299	32.649	21.823	32.070		1	1:48.276	21.710	32.706	21.853	32.007			
2	1:44.452	18.359	32.198	21.824	32.071	290.7	2	1:44.626	18.200	32.509	21.705	32.212	289.9		
3	1:44.705	18.267	32.514	21.769	32.155	288.4	3	1:44.649	18.116	32.690	21.671	32.172	291.5		
4	1:44.886	18.214	32.675	22.025	31.972	277.3	4	1:45.407	18.250	32.771	21.653	32.733	289.1		
5	1:44.917	18.364	32.421	21.696	32.436	280.9	5	1:45.264	18.656	32.823	21.680	32.105	286.9		
6	1:44.825	18.477	32.612	21.736	32.000	278.8	6	1:44.955	18.209	32.751	21.815	32.180	291.5		
7	1:44.524	18.279	32.494	21.683	32.068	289.1	7	1:44.767	18.261	32.631	21.765	32.110	293.0		
8	1:44.498	18.225	32.465	21.661	32.147	288.4	8	1:45.185	18.221	32.780	21.745	32.439	288.4		
9	1:44.576	18.352	32.527	21.627	32.070	283.1	9	1:44.876	18.235	32.702	21.731	32.208	288.4		
10	1:44.616	18.290	32.485	21.631	32.210	283.9	10	1:44.996	18.256	32.709	21.771	32.260	294.6		
11	1:44.902						11	1:45.415	18.170	32.791	21.875	32.579	294.6		
12	1:44.366						12	1:45.477	18.395	32.843	21.843	32.396	289.9		
13	1:45.720						13	1:46.145	18.357	33.287	21.944	32.557	289.9		
14	1:45.004						14	1:45.905	18.337	32.966	21.891	32.711	291.5		
15	1:44.550						15	1:45.941	18.394	33.126	21.853	32.568	291.5		
16	1:45.462						16	1:46.148	18.277	33.084	21.978	32.809	292.3		
<b>10</b>	<b>Unai ORRADRE</b> ESP							<b>4</b>	<b>Eric FERNÁNDEZ</b> ESP						
	STV Laglisse Racing KALEX								Fau55 Tey Racing KALEX						
1	1:49.983	22.902	33.050	21.791	32.240		1	1:49.146	22.691	32.450	21.672	32.333			
2	1:44.255	18.241	32.450	21.510	32.054	275.9	2	1:44.244	18.427	32.297	21.591	31.929	282.4		
3	1:44.391	18.366	32.472	21.584	31.969	283.1	3	1:44.723	18.270	32.552	21.672	32.229	283.9		
4	1:44.826	18.265	32.602	21.763	32.196	286.1	4	1:44.635	18.285	32.536	21.793	32.021	278.1		
5	1:45.110	18.372	32.730	21.672	32.336	278.1	5	1:44.710	18.330	32.429	21.555	32.396	286.9		
6	1:44.732	18.325	32.547	21.728	32.132	282.4	6	1:45.117	18.656	32.688	21.667	32.106	281.7		
7	1:44.748	18.298	32.618	21.696	32.136	282.4	7	1:45.047	18.494	32.690	21.719	32.144	283.1		
8	1:44.811	18.327	32.793	21.513	32.178	275.2	8	1:45.696	18.294	33.437	21.844	32.121	289.1		
9	1:44.585	18.295	32.584	21.616	32.090	285.4	9	1:44.882	18.302	32.762	21.752	32.066	286.1		
10	1:44.905	18.265	32.720	21.674	32.246	286.9	10	1:44.908	18.279	32.732	21.669	32.228	289.1		
11	1:45.261	18.346	32.901	21.785	32.229	288.4	11	1:45.048	18.301	32.828	21.650	32.269	286.9		
12	1:45.397	18.421	32.940	21.666	32.370	286.9	12	1:45.116	18.394	32.785	21.688	32.249	286.9		
13	1:45.749	18.355	32.980	21.910	32.504	284.6	13	1:45.587	18.347	32.952	21.803	32.485	287.6		
14	1:45.971	18.437	33.111	21.823	32.600	280.2	14	1:46.018	18.471	33.144	21.787	32.616	279.5		
15	1:45.928	18.520	33.230	21.779	32.399	284.6	15	1:49.821	21.195	33.863	22.091	32.672	266.5		
16	1:45.325	18.385	32.904	21.677	32.359	283.1	16	1:47.032	18.553	33.390	22.129	32.960	283.9		



# Moto2 Ech

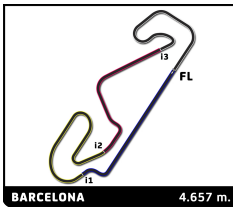
## FIM JuniorGP - CIRCUIT BARCELONA-CATALUNYA

### Race 2

### Sector Analysis

Invalidated Lap    Personal Best    Session Best    Crossing the pit lane

Lap	Time	Sector 1	Sector 2	Sector 3	Sector 4	T.Spd	Lap	Time	Sector 1	Sector 2	Sector 3	Sector 4	T.Spd		
<b>23</b>	<b>Taiga HADA</b>						JPN	<b>7</b>	<b>Johan GIMBERT</b>						FRA
	Gas Up Racing Team						KALEX		PROMORACING						KALEX
1	1:49.310	22.542	32.863	21.664	32.241		1	1:51.559	23.441	33.788	21.917	32.413			
2	1:47.537	20.578	33.023	21.720	32.216	278.1	2	1:45.910	18.779	32.851	21.795	32.485	293.0		
3	1:45.115	18.385	32.568	21.866	32.296	285.4	3	1:45.886	18.301	33.184	21.951	32.450	289.9		
4	1:44.870	18.190	32.689	21.771	32.220	288.4	4	1:45.511	18.318	32.837	21.868	32.488	286.1		
5	1:45.217	18.245	32.748	21.959	32.265	289.9	5	1:45.852	18.588	33.051	21.763	32.450	267.8		
6	1:45.775	18.323	33.106	21.929	32.417	280.9	6	1:45.699	18.311	32.876	21.885	32.627	292.3		
7	1:45.389	18.342	32.809	21.895	32.343	284.6	7	1:46.253	18.396	32.917	22.200	32.740	292.3		
8	1:45.438	18.308	32.879	21.863	32.388	285.4	8	1:46.156	18.412	32.900	21.968	32.876	290.7		
9	1:45.489	18.317	32.834	21.906	32.432	286.1	9	1:46.054	18.378	32.961	21.956	32.759	292.3		
10	1:45.466	18.374	32.840	21.740	32.512	285.4	10	1:46.053	18.426	32.924	22.032	32.671	290.7		
11	1:45.622	18.348	32.900	21.807	32.567	286.1	11	1:46.709	18.469	33.295	21.936	33.009	289.1		
12	1:45.776	18.426	32.931	21.847	32.572	285.4	12	1:46.103	18.432	32.944	22.022	32.705	289.9		
13	1:46.049	18.413	33.076	21.903	32.657	286.1	13	1:46.213	18.433	32.986	21.908	32.886	289.9		
14	1:46.080	18.433	33.035	21.984	32.628	284.6	14	1:46.289	18.368	33.136	21.956	32.829	291.5		
15	1:45.664	18.391	32.952	21.867	32.454	285.4	15	1:46.851	18.463	33.210	22.112	33.066	290.7		
16	1:46.161	18.223	33.089	21.904	32.945	286.9	16	1:47.539	18.575	33.268	22.520	33.176	289.9		
<b>54</b>	<b>Alberto FERRÁNDEZ</b>						ESP	<b>8</b>	<b>Marco TAPIA</b>						ESP
	FINETWORK TEAM						BOSCOSCURO		YAMAHA STYLOBIKE PHILIPPINES						KALEX
1	1:49.529	22.338	32.926	21.792	32.473		1	1:49.858	22.858	32.929	21.919	32.152			
2	1:44.663	18.256	32.553	21.716	32.138	289.1	2	1:44.950	18.527	32.554	21.685	32.184	283.9		
3	1:44.955	18.473	32.698	21.658	32.126	289.9	3	1:45.502	18.375	32.929	21.847	32.351	286.1		
4	1:44.856	18.257	32.685	21.773	32.141	290.7	4	1:45.722	18.449	32.857	21.847	32.569	286.9		
5	1:44.841	18.187	32.791	21.713	32.150	291.5	5	1:45.731	18.336	32.999	21.878	32.518	288.4		
6	1:45.255	18.377	32.785	21.800	32.293	284.6	6	1:46.579	18.495	33.416	22.056	32.612	284.6		
7	1:45.195	18.252	32.761	21.867	32.315	291.5	7	1:46.385	18.469	33.169	22.056	32.691	285.4		
8	1:45.485	18.329	32.811	21.997	32.348	290.7	8	1:46.454	18.565	33.197	22.081	32.611	283.1		
9	1:45.814	18.361	32.983	21.895	32.575	289.9	9	1:46.703	18.496	33.282	22.077	32.848	284.6		
10	1:45.717	18.344	32.982	21.863	32.528	289.1	10	1:46.700	18.530	33.275	22.051	32.844	284.6		
11	1:46.067	18.358	32.953	21.945	32.811	288.4	11	1:47.006	18.573	33.304	22.113	33.016	284.6		
12	1:46.414	18.563	33.134	22.035	32.682	287.6	12	1:46.602	18.613	33.212	21.991	32.786	282.4		
13	1:46.457	18.412	33.166	22.104	32.775	287.6	13	1:46.974	18.567	33.352	22.144	32.911	284.6		
14	1:46.644	18.447	33.221	22.126	32.850	286.9	14	1:47.048	18.676	33.428	22.073	32.871	278.8		
15	1:46.774	18.484	33.288	22.162	32.840	286.9	15	1:47.182	18.655	33.431	22.147	32.949	280.9		
16	1:46.334	18.545	33.116	21.980	32.693	285.4	16	1:47.087	18.620	33.422	22.206	32.839	280.9		
<b>13</b>	<b>Mattia RATO</b>						ITA	<b>5</b>	<b>Lorenzo FELLON</b>						FRA
	Fau55 Tey Racing						KALEX		SF Racing						KALEX
1	1:50.194	22.780	32.929	22.282	32.203		1	1:51.119	23.007	33.509	21.868	32.735			
2	1:45.191	18.416	32.754	21.896	32.125	286.9	2	1:45.980	18.408	32.831	21.925	32.816	294.6		
3	1:45.464	18.263	32.982	21.877	32.342	283.9	3	1:45.656	18.359	32.910	21.890	32.497	283.9		
4	1:45.225	18.231	32.816	21.723	32.455	289.9	4	1:45.836	18.331	32.999	21.850	32.656	290.7		
5	1:45.727	18.461	33.154	21.806	32.306	277.3	5	1:46.406	18.613	33.177	21.823	32.793	274.5		
6	1:45.966	18.349	33.153	21.881	32.583	287.6	6	1:45.960	18.321	33.141	21.803	32.695	289.9		
7	1:45.723	18.530	32.931	21.871	32.391	282.4	7	1:46.018	18.368	33.180	21.791	32.679	286.9		
8	1:45.319	18.222	33.011	21.806	32.280	289.1	8	1:46.244	18.415	33.226	21.938	32.665	288.4		
9	1:45.625	18.348	33.068	21.788	32.421	287.6	9	1:46.176	18.382	33.120	21.910	32.764	289.1		
10	1:45.452	18.265	32.996	21.723	32.468	287.6	10	1:46.158	18.426	33.166	21.902	32.664	287.6		
11	1:45.486	18.241	33.010	21.847	32.388	289.1	11	1:46.365	18.418	33.204	21.999	32.744	289.1		
12	1:45.720	18.409	33.075	21.843	32.393	283.9	12	1:46.649	18.518	33.266	22.060	32.805	286.9		
13	1:46.054	18.456	33.183	21.880	32.535	282.4	13	1:46.708	18.517	33.285	22.007	32.899	285.4		
14	1:46.362	18.456	33.204	21.981	32.721	283.9	14	1:46.689	18.424	33.336	21.998	32.931	286.1		
15	1:46.887	18.444	33.787	21.933	32.723	288.4	15	1:47.335	18.678	33.441	22.147	33.069	285.4		
16	1:46.938	18.359	33.571	22.050	32.958	286.9	16	1:47.209	18.622	33.721	22.103	32.763	286.1		



# Moto2 Ech

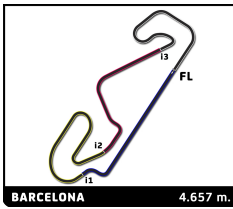
## FIM JuniorGP - CIRCUIT BARCELONA-CATALUNYA

### Race 2

### Sector Analysis

— Invalidated Lap    ■ Personal Best    ■ Session Best    B Crossing the pit lane

Lap	Time	Sector 1	Sector 2	Sector 3	Sector 4	T.Sp	Lap	Time	Sector 1	Sector 2	Sector 3	Sector 4	T.Sp
<b>77</b> <b>Mattia VOLPI</b> ITA							<b>30</b> <b>Gianpaolo DI VITTORI</b> ITA						
MMR KALEX							Fau55 Tey Racing KALEX						
1	1:52.829	23.712	34.102	22.312	32.703		1	1:54.544	24.006	34.258	22.504	33.776	
2	1:46.461	18.774	33.056	22.119	32.512	268.4	2	1:48.615	19.146	33.776	22.408	<b>33.285</b>	282.4
3	1:46.154	<b>18.451</b>	32.908	22.207	32.588	283.9	3	<b>1:48.477</b>	<b>18.965</b>	<b>33.625</b>	<b>22.379</b>	33.508	278.8
4	<b>1:45.806</b>	18.512	<b>32.901</b>	21.975	<b>32.418</b>	283.9	4	1:48.725	19.040	33.894	22.504	33.287	277.3
5	1:45.925	18.485	32.992	21.928	32.520	284.6	5	1:49.225	19.138	33.827	22.698	33.562	280.2
6	1:46.308	18.487	33.172	22.030	32.619	284.6	6	1:49.204	19.087	33.950	22.577	33.590	281.7
7	1:46.097	18.516	33.085	21.969	32.527	283.1	7	1:49.357	19.020	34.005	22.726	33.606	277.3
8	1:46.033	18.507	33.071	21.940	32.515	283.1	8	1:49.415	18.997	34.075	22.648	33.695	273.9
9	1:46.085	18.531	33.125	<b>21.926</b>	32.503	284.6	9	1:49.379	19.173	33.908	22.657	33.641	274.5
10	1:46.335	18.583	33.193	21.927	32.632	283.9	10	1:49.714	19.078	34.044	22.599	33.993	275.2
11	1:46.392	18.556	33.165	21.974	32.697	281.7	11	1:49.810	19.263	34.076	22.811	33.660	279.5
12	1:47.888	18.640	33.881	22.180	33.187	283.1	12	1:49.592	19.061	34.069	22.688	33.774	276.6
13	1:47.169	18.668	33.456	22.137	32.908	281.7	13	1:49.832	19.147	34.128	22.791	33.766	277.3
14	1:47.100	18.658	33.389	22.100	32.953	280.9	14	1:50.035	19.034	34.287	22.764	33.950	276.6
15	1:47.372	18.638	33.517	22.178	33.039	281.7	15	1:49.513	19.066	34.098	22.655	33.694	280.2
16	1:47.879	18.730	33.628	22.367	33.154	281.7	16	1:50.381	19.238	34.294	22.782	34.067	279.5
<b>21</b> <b>Eduardo MONTERO</b> ESP							<b>9</b> <b>Charles AUBRIE</b> FRA						
PS Racing KALEX							JEG Racing KALEX						
1	1:52.731	23.661	33.966	22.497	32.607		1	1:55.920	24.463	34.559	23.129	33.769	
2	<b>1:46.145</b>	<b>18.557</b>	<b>32.954</b>	<b>22.176</b>	<b>32.458</b>	283.9	2	<b>1:50.088</b>	<b>19.136</b>	<b>34.142</b>	22.918	33.892	276.6
3	1:46.531	18.687	32.987	22.216	32.641	280.9	3	1:50.209	19.182	34.263	22.891	33.873	273.9
4	1:46.998	18.783	33.206	22.246	32.763	282.4	4	1:50.334	19.388	34.198	22.931	33.817	272.5
5	1:47.085	18.715	33.330	22.285	32.755	279.5	5	1:50.321	19.243	34.302	22.937	33.839	273.9
6	1:47.471	18.779	33.476	22.276	32.940	277.3	6	1:50.720	19.232	34.558	22.962	33.968	273.2
7	1:47.547	18.850	33.386	22.382	32.929	275.9	7	1:50.395	19.380	34.450	<b>22.797</b>	33.768	269.8
8	1:47.687	18.803	33.494	22.358	33.032	275.9	8	1:50.598	19.372	34.612	22.807	33.807	270.4
9	1:47.528	18.802	33.457	22.317	32.952	275.9	9	1:50.462	19.402	34.423	22.898	<b>33.739</b>	269.1
10	1:47.305	18.775	33.404	22.249	32.877	276.6	10	1:50.817	19.332	34.562	23.046	33.877	270.4
11	1:47.428	18.642	33.382	22.382	33.022	276.6	11	1:50.423	19.327	34.421	22.856	33.819	271.1
12	1:47.411	18.729	33.358	22.282	33.042	275.2	12	1:50.736	19.366	34.565	22.862	33.943	269.8
13	1:47.773	19.001	33.479	22.336	32.957	275.2	13	1:51.189	19.405	34.558	23.037	34.189	270.4
14	1:47.583	18.767	33.577	22.281	32.958	273.9	14	1:51.633	19.402	34.575	23.350	34.306	269.1
15	1:47.262	18.644	33.431	22.235	32.952	282.4	15	1:51.093	19.429	34.614	23.039	34.011	270.4
16	1:47.723	18.682	33.644	22.299	33.098	274.5	16	1:50.908	19.305	34.545	23.079	33.979	269.8
<b>27</b> <b>Maxwell TOTH</b> USA							<b>31</b> <b>Roberto GARCÍA</b> ESP						
AGR TEAM KALEX							FANTIC CARDOSO RACING KALEX						
1	1:52.657	23.651	33.655	22.430	32.921		1	1:48.378	22.114	32.665	21.730	<b>31.869</b>	
2	<b>1:46.584</b>	18.820	33.047	<b>22.158</b>	<b>32.559</b>	283.9	2	1:44.565	18.203	32.609	21.710	32.043	285.4
3	1:46.694	18.740	<b>33.003</b>	22.283	32.668	274.5	3	1:44.985	18.127	32.748	21.723	32.387	287.6
4	1:46.715	18.752	33.130	22.195	32.638	281.7	4	1:44.478	18.062	32.719	21.647	32.050	287.6
5	1:47.123	18.821	33.148	22.341	32.813	271.8	5	1:45.277	18.131	<b>32.442</b>	22.112	32.592	280.2
6	1:47.373	18.789	33.377	22.299	32.908	279.5	6	<b>1:44.454</b>	<b>18.031</b>	32.678	21.627	32.118	289.1
7	1:47.587	18.914	33.363	22.405	32.905	273.9	7	1:44.819	18.168	32.669	21.597	32.385	288.4
8	1:47.681	18.952	33.393	22.319	33.017	269.8	8	1:44.820	18.514	32.590	21.613	32.103	287.6
9	1:47.677	18.805	33.630	22.350	32.892	279.5	9	1:44.935	18.495	32.679	21.644	32.117	275.9
10	1:47.330	18.839	33.233	22.342	32.916	279.5	10	1:45.265	18.262	32.726	<b>21.595</b>	32.682	291.5
11	1:47.242	18.795	33.374	22.244	32.829	280.9	11	1:45.569	18.486	32.865	21.730	32.488	286.1
12	1:47.346	18.884	33.367	22.284	32.811	276.6	12	1:45.415	18.306	32.894	21.733	32.482	288.4
13	1:47.472	<b>18.700</b>	33.382	22.330	33.060	282.4	13	1:45.687	18.233	33.051	21.816	32.587	288.4
14	1:47.625	18.709	33.476	22.381	33.059	280.9	14	1:46.038	18.419	33.144	21.848	32.627	288.4
15	1:48.485	19.135	33.505	22.580	33.265	281.7							
16	1:49.107	19.007	33.945	22.629	33.526	279.5							



# Moto2 Ech

## FIM JuniorGP - CIRCUIT BARCELONA-CATALUNYA

### Race 2

### Sector Analysis

— Invalidated Lap    ■ Personal Best    ■ Session Best    B Crossing the pit lane

Lap	Time	Sector 1	Sector 2	Sector 3	Sector 4	T.Sp	Lap	Time	Sector 1	Sector 2	Sector 3	Sector 4	T.Sp
<b>44</b>	<b>Jinlin LI</b>					CHN							
	GAS UP RACING TEAM					KALEX							
1	1:58.718	25.274	34.892	23.504	35.048								
2	1:52.689	19.776	<b>34.582</b>	23.559	34.772	265.8							
3	<b>1:52.225</b>	19.666	34.729	23.469	34.361	267.8							
4	1:52.660	19.763	34.862	<b>23.329</b>	34.706	269.8							
5	1:52.976	<b>19.530</b>	34.844	23.895	34.707	268.4							
6	1:53.199	19.637	35.060	23.964	34.538	267.1							
7	1:53.189	19.789	34.804	23.604	34.992	267.1							
8	1:53.424	19.779	35.237	23.478	34.930	265.2							
9	1:52.344	19.785	34.819	23.561	<b>34.179</b>	259.5							
10	1:52.886	19.626	34.851	23.662	34.747	267.1							
11	1:52.419	19.815	34.829	23.524	34.251	262.0							
12	1:53.651	20.143	35.022	23.797	34.689	262.6							
<b>98</b>	<b>Chanon INTA</b>					THA							
	EEST 84R					KALEX							
1	1:55.160	24.178	34.442	22.791	33.749								
2	1:49.174	19.134	33.927	22.738	<b>33.375</b>	270.4							
3	<b>1:48.889</b>	<b>18.989</b>	<b>33.900</b>	<b>22.602</b>	33.398	274.5							
4	1:49.879	19.365	33.941	22.815	33.758	263.9							
5	1:49.638	19.083	34.111	22.806	33.638	275.2							
6	1:50.435	19.381	34.238	22.773	34.043	272.5							
7	1:51.040	19.205	34.436	23.388	34.011	271.8							
8	2:12.181 B	19.350	41.109	24.001	47.721	271.8							
<b>16</b>	<b>Kaito TOBA</b>					JPN							
	PROMORACING					KALEX							
1	1:52.364	23.439	34.239	22.095	32.591								
2	1:45.428	18.406	32.788	21.804	32.430	291.5							
3	<b>1:45.237</b>	18.390	<b>32.677</b>	21.841	<b>32.329</b>	276.6							
4	1:45.699	18.385	32.800	<b>21.699</b>	32.815	275.2							
5	1:45.567	<b>18.270</b>	32.819	21.821	32.657	280.2							
6	14:51.912 B	18.372	32.842	21.952	...	289.9							
<b>22</b>	<b>Brett ROBERTS</b>					ZAF							
	Easyrace Team					BOSCOSCURO							
1	1:50.612	23.271	33.008	21.934	32.399								
2	1:45.667	18.821	<b>32.635</b>	<b>21.850</b>	<b>32.361</b>	291.5							
3	<b>1:45.564</b>	<b>18.500</b>	32.768	21.902	32.394	286.9							
4	12:55.296 B					287.6							
<b>29</b>	<b>Harrison VOIGHT</b>					AUS							
	YAMAHA STYLOBIKE PHILIPPINES					KALEX							
1	1:51.476	23.535	33.422	<b>21.945</b>	32.574								
2	<b>1:46.722</b>	18.963	<b>33.021</b>	22.219	<b>32.519</b>	286.1							
3	2:01.127 B	<b>18.588</b>	33.115	22.181	47.243	283.9							
<b>49</b>	<b>Francesco MONGIARDO</b>					ITA							
	FANTIC CARDOSO RACING					KALEX							
1	9:50.526 B	23.267	<b>33.400</b>	<b>21.798</b>	8:32.061								