

# Stock ECh

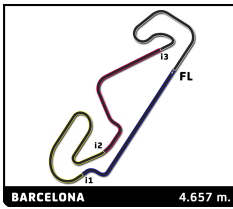
## FIM JuniorGP - CIRCUIT BARCELONA-CATALUNYA

### Practice Stock ECh

### Sector Analysis

Invalidated Lap Personal Best Session Best Crossing the pit lane

Lap	Time	Sector 1	Sector 2	Sector 3	Sector 4	T.Sp	Lap	Time	Sector 1	Sector 2	Sector 3	Sector 4	T.Sp		
<b>48</b>	<b>Lorenzo DALLA PORTA</b>						ITA	<b>23</b>	<b>Alex MILLÁN</b>						ESP
YAMAHA GV RACING							TEAM ZIVIMOTOR								
YAMAHA							YAMAHA								
1	2:09.578	35.749	36.074	23.436	34.319	164.0	1	2:10.283	36.556	35.488	23.326	34.913	200.6		
2	1:49.496	19.314	34.086	22.722	33.374	271.1	2	1:48.965	19.347	34.103	22.608	32.907	269.1		
3	1:49.479	19.645	34.124	22.616	33.094	269.1	3	1:50.376	19.664	34.611	22.940	33.161	271.1		
4	1:48.434	19.182	33.796	22.456	33.000	271.8	4	1:49.281	19.335	33.917	22.641	33.388	265.2		
5	1:48.681	19.168	33.820	22.409	33.284	268.4	5	1:48.697	19.170	33.748	22.361	33.418	263.2		
6	1:48.355	19.106	33.718	22.420	33.111	263.9	6	1:48.991	19.369	33.723	22.431	33.468	263.9		
7	1:48.181	19.062	33.726	22.370	33.023	265.8	7	1:48.585	19.366	33.889	22.387	32.943	267.1		
8	1:48.122	18.845	33.716	22.365	33.196	273.2	8	1:48.695	19.329	33.917	22.450	32.999	263.9		
9	2:12.126B	21.009	37.281	23.502	50.334	262.6	9	2:08.075B	19.610	36.079	23.426	48.960	262.6		
10	11:37.743B	9:27.980	44.099	28.944	56.720	89.6									
<b>58</b>	<b>Jose Luis ARMARIO</b>						ESP	<b>82</b>	<b>Mario MAYOR</b>						ESP
SUPERHUGO44 TEAM							YAMAHA GV RACING								
YAMAHA							YAMAHA								
1	3:15.174	1:39.835	37.156	23.607	34.576	184.6	1	2:53.498	1:17.343	36.789	24.148	35.218	160.8		
2	1:50.684	19.760	34.337	22.786	33.801	262.0	2	1:49.691	19.460	34.024	22.757	33.450	262.6		
3	1:49.778	19.662	34.080	22.452	33.584	260.1	3	1:51.683	20.990	34.262	22.916	33.515	264.5		
4	2:05.278B	19.641	33.983	22.818	48.836	257.6	4	1:49.168	19.547	33.861	22.495	33.265	264.5		
5	6:32.570	5:00.863	35.230	22.965	33.512	146.5	5	1:49.270	19.410	33.945	22.599	33.316	265.2		
6	1:48.883	19.523	33.606	22.490	33.264	261.3	6	1:48.710	19.412	33.685	22.582	33.031	263.9		
7	1:50.602	19.475	33.810	24.062	33.255	260.7	7	2:04.046B	19.324	33.841	23.055	47.826	266.5		
8	1:48.924	19.607	33.648	22.538	33.131	258.9	8	9:58.516	8:14.640	39.473	26.233	38.170	100.6		
9	1:48.526	19.455	33.634	22.283	33.154	258.9	9	1:55.514	19.962	35.295	23.970	36.287	265.8		
10	1:48.166	19.415	33.418	22.312	33.021	260.7	10	2:16.026B	19.659	38.293	26.880	51.194	266.5		
11	2:06.523B	20.944	36.858	22.992	45.729	262.6									
<b>44</b>	<b>Adrián RODRÍGUEZ</b>						ESP	<b>13</b>	<b>Dino IOZZO</b>						ZAF
SF RACING							IUM MOTORSPORTS								
YAMAHA							YAMAHA								
1	1:55.700	23.309	35.174	23.271	33.946	199.1	1	2:03.973	29.328	36.503	23.612	34.530	183.6		
2	1:49.243	19.557	33.759	22.757	33.170	262.0	2	1:52.054	20.222	34.701	23.085	34.046	263.9		
3	1:48.497	19.281	33.584	22.565	33.067	263.2	3	1:50.400	19.669	34.259	22.784	33.688	263.2		
4	1:48.453	19.187	33.525	22.569	33.172	262.0	4	1:49.949	19.519	33.963	22.488	33.979	263.9		
5	1:48.881	19.423	33.653	22.594	33.211	261.3	5	1:49.611	19.508	33.946	22.539	33.618	265.2		
6	1:48.646	19.254	33.550	22.537	33.305	261.3	6	1:48.764	19.351	33.762	22.463	33.188	262.0		
7	1:48.584	19.173	33.628	22.546	33.237	262.0	7	1:48.858	19.312	33.771	22.507	33.268	265.8		
8	2:10.614B	19.885	37.040	23.654	50.035	258.2	8	2:07.969B	19.951	35.829	22.899	49.290	265.2		
9	6:26.918	4:55.992	34.490	22.857	33.579	201.7	9	10:13.657	8:40.799	36.502	22.901	33.455	168.8		
10	1:48.814	19.265	33.769	22.537	33.243	263.2	10	2:07.986B	19.401	36.148	23.650	48.787	264.5		
11	1:48.903	19.268	33.735	22.545	33.355	263.2									
12	2:27.427B	20.060	43.758	28.908	54.701	263.9									
<b>11</b>	<b>Iker GARCÍA</b>						ESP	<b>91</b>	<b>Borja JIMÉNEZ</b>						ESP
YAMAHA GV RACING							FAU55 TEY RACING								
YAMAHA							YAMAHA								
1	2:08.298	34.062	36.168	23.529	34.539	187.4	1	1:58.441	24.503	36.605	23.484	33.849	195.5		
2	1:50.851	19.550	34.475	23.012	33.814	262.6	2	1:49.989	19.567	34.176	22.794	33.452	263.2		
3	1:51.474	19.787	35.047	22.998	33.642	268.4	3	1:51.144	20.628	34.210	22.831	33.475	262.6		
4	1:50.289	19.394	34.061	22.788	34.046	265.8	4	1:49.399	19.631	34.038	22.582	33.148	262.6		
5	1:49.497	19.267	33.972	22.621	33.637	265.8	5	1:48.907	19.372	33.870	22.414	33.251	263.2		
6	2:07.088B	19.724	34.953	23.064	49.347	261.3	6	1:50.238	19.300	33.776	22.581	34.581	262.0		
7	6:58.051	5:23.553	36.299	23.664	34.535	172.6	7	1:48.768	19.339	33.696	22.543	33.190	262.6		
8	1:49.175	19.458	33.847	22.647	33.223	260.1	8	2:09.801B	20.796	35.065	23.335	50.605	263.2		
9	1:48.470	19.117	33.742	22.428	33.183	262.0	9	5:15.440	3:43.593	35.141	23.128	33.578	176.8		
10	1:49.881	19.124	33.820	22.494	34.443	263.9	10	1:49.503	19.604	33.932	22.706	33.261	264.5		
11	1:59.241	20.199	37.328	24.392	37.322	266.5	11	1:49.685	19.589	33.975	22.680	33.441	262.6		
12	2:13.421B	19.279	36.369	26.431	51.342	270.4	12	2:13.799B	23.012	37.427	24.444	48.916	265.8		
<b>67</b>	<b>Carlos VALLE</b>						ESP	<b>67</b>	<b>Carlos VALLE</b>						ESP
DR ANDIFER TEAM							DR ANDIFER TEAM								
YAMAHA							YAMAHA								
1	3:00.187	1:23.397	37.978	24.000	34.812	162.8									



# Stock ECh

## FIM JuniorGP - CIRCUIT BARCELONA-CATALUNYA

### Practice Stock ECh

### Sector Analysis

— Invalidated Lap    ■ Personal Best    ■ Session Best    B Crossing the pit lane

Lap	Time	Sector 1	Sector 2	Sector 3	Sector 4	T.Sp	Lap	Time	Sector 1	Sector 2	Sector 3	Sector 4	T.Sp
2	2:06.902	19.623	45.629	25.153	36.497	263.2	1	2:24.623	49.148	37.076	23.913	34.486	180.0
3	1:49.952	19.474	34.187	22.778	33.513	263.9	2	1:50.841	19.733	34.472	23.057	33.579	264.5
4	1:49.594	19.429	33.968	22.705	33.492	262.6	3	1:49.705	19.367	34.216	22.723	33.399	265.8
5	1:49.050	19.324	33.942	22.516	33.268	262.0	4	1:56.209	22.297	37.105	22.812	33.995	266.5
6	1:53.208	19.317	36.409	23.492	33.990	261.3	5	1:49.521	19.437	33.926	22.623	33.535	267.8
7	<b>1:48.832</b>	<b>19.313</b>	<b>33.814</b>	22.498	<b>33.207</b>	262.6	6	1:49.427	19.390	<b>33.898</b>	<b>22.593</b>	33.546	265.2
8	2:06.579 B	20.162	35.616	23.678	47.123	260.1	7	<b>1:49.386</b>	19.391	34.057	22.595	<b>33.343</b>	267.1
9	5:54.306	4:21.866	35.204	23.320	33.916	125.0	8	2:06.084 B	<b>19.363</b>	34.679	23.027	49.015	271.1
10	2:08.212	19.397	34.060	<b>22.488</b>	52.267	263.2	9	12:52.765 B	...	48.365	28.389	55.711	185.2
11	1:53.020	19.878	35.404	23.895	33.843	260.7							
12	2:41.178 B	19.349	49.701	34.258	57.870	263.9							

**26** **Francisco RUIZ** ESP  
DR ANDIFER TEAM YAMAHA

1	2:52.670	1:16.162	36.819	24.786	34.903	196.2
2	1:50.920	19.655	34.438	22.974	33.853	266.5
3	1:49.304	19.441	33.875	22.662	33.326	267.1
4	1:49.336	19.494	33.900	22.618	33.324	261.3
5	1:49.889	19.406	33.870	22.726	33.887	266.5
6	1:49.011	19.297	33.908	<b>22.489</b>	33.317	264.5
7	2:04.753 B	19.313	35.011	23.267	47.162	267.1
8	5:53.708	4:21.990	34.823	23.054	33.841	180.3
9	<b>1:48.868</b>	<b>19.239</b>	<b>33.769</b>	22.561	<b>33.299</b>	263.9
10	1:50.644	19.390	34.192	23.232	33.830	265.8
11	1:49.168	19.258	33.844	22.565	33.501	266.5
12	2:10.369 B	19.457	36.753	24.138	50.021	267.1

**89** **Demis MIHAILA** ITA  
MDR COMPETIÇÃO YAMAHA

1	2:11.381	29.574	38.026	23.466	40.315	169.3
2	1:50.645	19.852	33.978	22.902	33.913	258.9
3	1:49.590	19.479	33.791	22.910	33.410	265.8
4	1:49.510	19.477	34.070	<b>22.502</b>	33.461	263.2
5	1:57.196	19.406	34.744	27.596	35.450	268.4
6	1:49.695	19.417	33.914	23.038	33.326	261.3
7	1:49.079	19.499	<b>33.713</b>	22.578	33.289	261.3
8	<b>1:48.944</b>	<b>19.291</b>	33.758	22.699	<b>33.196</b>	263.9
9	2:03.635 B	19.417	34.074	23.144	47.000	263.9
10	9:16.897	7:42.434	37.001	23.407	34.055	185.8
11	1:55.930	19.664	34.526	23.103	38.637	260.7
12	2:52.777 B	24.285	51.359	33.422	1:03.711	259.5

**71** **Rubén ROMERO** ESP  
FACE RACING YAMAHA

1	2:52.249	1:15.869	36.901	24.824	34.655	177.1
2	1:50.778	19.726	34.337	22.920	33.795	263.2
3	1:49.674	19.480	33.921	22.797	33.476	262.6
4	1:49.296	19.526	<b>33.790</b>	22.693	<b>33.287</b>	261.3
5	<b>1:49.249</b>	<b>19.429</b>	33.848	22.623	33.349	262.6
6	1:49.353	19.491	33.897	<b>22.606</b>	33.359	263.2
7	2:08.268 B	19.736	34.665	23.025	50.842	261.3
8	9:53.098	8:21.555	35.094	22.998	33.451	187.4
9	<b>1:58.223</b>	23.672	36.619	23.751	34.181	268.4
10	2:09.082 B	19.946	36.000	23.753	49.383	262.6

**25** **Andy VERDOÍA** FRA  
TEAM HONDA LAGLISSE HONDA

**81** **Joan SANTOS** ESP  
YAMAHA GV RACING YAMAHA

1	1:58.370	24.159	36.384	23.653	34.174	194.1
2	1:50.132	19.880	34.309	22.643	33.300	258.2
3	<b>1:49.402</b>	19.374	34.183	22.622	<b>33.223</b>	260.1
4	1:49.654	19.432	34.338	<b>22.620</b>	33.264	257.0
5	1:49.581	19.389	34.134	22.722	33.336	257.6
6	1:49.556	19.472	<b>34.113</b>	22.635	33.336	256.4
7	1:50.511	<b>19.350</b>	34.557	23.169	33.435	258.2
8	2:05.334 B	19.494	34.269	22.962	48.609	261.3
9	8:37.908	6:59.164	36.723	24.242	37.779	114.0
10	16:17.485 B					261.3

**33** **Filip REHACEK** CZE  
FANTIC CARDOSO RACING YAMAHA

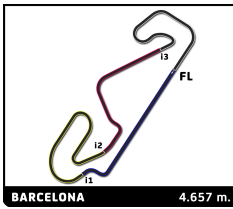
1	2:00.264	25.460	36.513	23.806	34.485	197.3
2	1:51.257	19.417	34.432	23.251	34.157	267.8
3	1:50.516	19.443	34.361	22.866	33.846	267.8
4	1:50.187	19.376	34.189	22.790	33.832	269.1
5	1:50.174	19.537	34.117	22.780	33.740	265.2
6	1:49.639	<b>19.311</b>	<b>33.883</b>	22.805	33.640	266.5
7	1:49.941	19.345	34.073	22.797	33.726	267.1
8	<b>1:49.418</b>	19.444	33.906	<b>22.517</b>	<b>33.551</b>	268.4
9	2:08.043 B	19.346	34.896	23.498	50.303	268.4
10	10:31.797	8:59.565	35.093	23.236	33.903	184.6
11	2:15.342 B	19.322	36.757	25.730	53.533	267.8

**69** **Archie BOB MCDONALD** AUS  
MRE TALENT YAMAHA

1	2:10.583	37.087	35.716	23.450	34.330	186.2
2	1:50.499	19.418	34.241	23.154	33.686	269.8
3	1:50.312	19.348	34.065	23.014	33.885	271.8
4	1:49.590	19.336	33.968	22.759	33.527	270.4
5	<b>1:49.448</b>	19.333	33.986	<b>22.712</b>	<b>33.417</b>	270.4
6	1:49.569	19.381	<b>33.864</b>	22.748	33.576	265.2
7	1:54.599	19.284	33.889	24.355	37.071	267.8
8	1:49.555	<b>19.214</b>	34.121	22.726	33.494	269.1
9	2:03.255 B	19.921	33.956	22.714	46.664	265.2
10	6:53.673	5:13.780	39.163	26.464	34.266	131.5
11	1:57.600	20.016	39.618	23.914	34.052	262.0
12	2:19.513 B	19.367	39.837	28.428	51.881	267.1

**92** **Nil ROIG** ESP  
PS RACING YAMAHA

1	2:29.034	57.274	34.945	23.002	33.813	183.6
2	1:50.536	19.970	34.411	22.702	33.453	261.3
3	1:50.077	19.730	34.088	22.724	33.535	262.6



# Stock ECh

## FIM JuniorGP - CIRCUIT BARCELONA-CATALUNYA

### Practice Stock ECh

### Sector Analysis

— Invalidated Lap    ■ Personal Best    ■ Session Best    B Crossing the pit lane

Lap	Time	Sector 1	Sector 2	Sector 3	Sector 4	T.Spd	Lap	Time	Sector 1	Sector 2	Sector 3	Sector 4	T.Spd
4	1:49.599	19.651	34.042	22.455	33.451	263.2	3	1:50.959	19.759	34.269	22.949	33.982	267.1
5	1:50.540	19.393	34.228	23.206	33.713	265.8	4	1:50.783	19.547	34.365	22.827	34.044	265.8
6	1:49.648	19.653	34.059	22.535	33.401	262.0	5	1:50.433	19.882	34.141	22.766	33.644	263.9
7	1:49.477	19.584	33.902	22.628	33.363	262.6	6	1:51.528	19.661	34.125	23.703	34.039	267.1
8	2:06.997 B	19.505	34.831	22.813	49.848	266.5	7	2:00.098 B	19.490	34.396	23.045	43.167	267.1
9	11:22.689	9:50.346	35.461	23.134	33.748	170.1	8	10:42.378	9:01.552	37.994	27.325	35.507	193.8
10	1:52.025	19.623	34.988	23.260	34.154	262.6	9	1:58.088	19.582	35.533	23.875	39.098	271.8
11	3:11.597 B	25.206	52.006	38.702	1:15.683	235.8	10	2:17.068 B	19.599	37.952	27.667	51.850	269.8

61	Javier DEL OLMO	ESP
KAWASAKI PALMETO PL RACING KAWASAKI		
1	2:09.432	34.743 36.600 23.577 34.512 185.5
2	1:51.941	19.879 34.689 23.535 33.838 258.2
3	1:50.889	19.462 34.640 23.074 33.713 267.8
4	1:50.402	19.720 34.405 22.786 33.491 267.1
5	1:50.131	19.443 33.999 23.075 33.614 269.1
6	1:50.164	19.303 34.152 22.880 33.829 265.8
7	1:50.224	19.802 34.090 22.864 33.468 262.6
8	1:50.430	19.660 34.220 22.979 33.571 261.3
9	2:08.448 B	21.081 37.314 23.003 47.050 260.1
10	8:07.418	6:34.095 36.190 23.445 33.688 160.8
11	1:50.401	19.751 34.164 22.884 33.602 260.7
12	2:07.416 B	19.530 34.046 23.104 50.736 262.0

80	Bence KECSKÉS	HUN
MDR COMPETICIÓN YAMAHA		
1	2:09.160	34.453 36.529 23.560 34.618 169.6
2	1:51.212	19.803 34.676 23.174 33.559 263.9
3	1:51.085	19.492 34.213 23.613 33.767 267.8
4	1:50.746	19.417 34.457 23.069 33.803 262.0
5	1:50.487	19.358 34.312 23.174 33.643 267.8
6	1:50.370	19.794 34.105 22.865 33.606 260.1
7	1:50.452	19.806 34.137 22.940 33.569 263.2
8	1:50.131	19.539 34.316 22.808 33.468 264.5
9	2:26.980 B	19.594 34.096 22.940 1:10.350 263.9
10	9:02.352	7:28.712 36.377 23.272 33.991 190.7
11	2:17.035 B	19.619 36.171 28.150 53.095 263.9

86	Kylian NESTOLA	CHE
SF RACING YAMAHA		
1	2:00.057	25.496 36.340 23.825 34.396 198.0
2	1:52.139	20.050 34.444 23.550 34.095 261.3
3	1:51.031	19.483 34.428 23.203 33.917 265.2
4	1:51.374	19.772 34.358 23.163 34.081 262.0
5	1:51.308	19.744 34.418 23.147 33.999 260.7
6	1:50.645	19.718 34.170 23.023 33.734 262.6
7	1:50.215	19.562 34.104 22.899 33.650 265.2
8	1:50.525	19.478 34.228 22.876 33.943 263.9
9	2:06.845 B	19.895 35.061 23.548 48.341 259.5
10	7:09.087	5:37.341 34.701 23.267 33.778 201.3
11	1:50.432	19.892 34.179 22.964 33.397 262.6
12	2:11.518 B	19.347 34.946 24.178 53.047 267.1

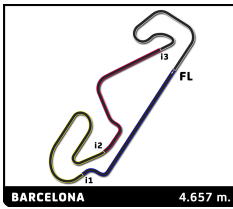
22	Declan VAN ROSMALEN	AUS
IUM MOTORSPORTS YAMAHA		
1	2:04.631	29.486 36.854 23.685 34.606 189.1
2	1:52.482	20.196 35.264 23.207 33.815 269.8

35	Yeray SAIZ	ESP
TEAM HONDA LAGLISSE HONDA		
1	2:16.268	40.995 36.282 24.181 34.810 187.4
2	1:52.512	20.142 34.823 23.482 34.065 260.7
3	1:58.316	23.174 37.845 23.322 33.975 259.5
4	1:51.452	19.987 34.415 23.146 33.904 259.5
5	1:52.298	19.844 34.375 23.646 34.433 258.9
6	1:50.841	19.712 34.282 23.001 33.846 260.7
7	1:50.609	19.644 34.251 22.998 33.716 259.5
8	2:05.005 B	19.663 34.389 23.112 47.841 259.5
9	12:11.284	... 37.870 25.007 36.042 157.3
10	2:32.694 B	19.903 43.361 30.804 58.626 255.2

39	Andrea BETTIN	ITA
PINAMOTO RS YAMAHA		
1	2:01.576	26.824 36.630 23.607 34.515 195.5
2	1:50.739	19.762 34.383 22.939 33.655 260.1
3	1:52.136	19.695 34.458 23.005 34.978 267.8
4	1:50.703	19.783 34.286 22.905 33.729 257.6
5	1:52.865	21.099 34.595 23.026 34.145 259.5
6	1:50.828	19.610 34.283 22.933 34.002 261.3
7	2:06.502 B	19.851 34.770 24.477 47.404 258.2
8	6:30.134	4:57.338 35.120 23.318 34.358 157.3
9	1:51.713	19.950 34.594 23.129 34.040 253.4
10	2:04.291 B	20.100 34.567 23.082 46.542 252.8
11	7:08.172 B	4:36.351 49.232 37.084 1:05.505 155.1

73	Gonçalo RIBEIRO	PRT
FIFTY MOTORSPORT YAMAHA		
1	2:11.803	35.335 36.954 24.427 35.087 173.7
2	1:52.344	20.180 34.851 23.315 33.998 260.1
3	1:52.201	19.747 34.523 23.519 34.412 265.2
4	1:50.994	19.659 34.318 22.928 34.089 265.2
5	1:53.453	19.766 34.713 23.111 35.863 263.2
6	1:51.292	19.787 34.335 23.122 34.048 264.5
7	1:51.372	19.908 34.387 23.144 33.933 263.9
8	2:10.601 B	20.397 40.316 23.070 46.818 265.8
9	8:00.040	6:23.030 38.717 23.797 34.496 107.5
10	1:51.998	19.779 34.577 23.463 34.179 261.3
11	2:16.164 B	19.931 35.742 24.256 56.235 265.8

51	Juan P URIOSTEGUI	MEX
TEAM HONDA LAGLISSE HONDA		
1	2:52.801	1:15.018 37.408 25.354 35.021 137.1
2	1:51.554	19.850 34.428 22.936 34.340 257.6
3	1:51.266	20.105 34.244 23.258 33.659 256.4
4	1:51.140	19.911 34.397 22.960 33.872 261.3
5	1:52.857	19.537 35.052 23.629 34.639 262.6



# Stock ECh

## FIM JuniorGP - CIRCUIT BARCELONA-CATALUNYA

### Practice Stock ECh

### Sector Analysis

— Invalidated Lap    ■ Personal Best    ■ Session Best    B Crossing the pit lane

Lap	Time	Sector 1	Sector 2	Sector 3	Sector 4	T.Spd	Lap	Time	Sector 1	Sector 2	Sector 3	Sector 4	T.Spd
6	1:52.057	19.827	34.782	23.295	34.153	258.2	6	2:07.304 B	20.195	35.162	23.658	48.289	255.8
7	1:52.860	19.837	35.007	23.643	34.373	259.5	7	6:29.034	4:54.736	35.527	23.944	34.827	140.5
8	1:51.581	19.648	34.729	23.143	34.061	258.9	8	1:53.131	19.992	34.974	23.642	34.523	257.0
9	1:51.444	19.663	34.708	23.249	33.824	258.9	9	1:53.022	19.952	35.058	23.701	34.311	258.2
10	1:51.425	19.538	34.774	23.200	33.913	258.9	10	1:52.370	19.915	34.820	23.360	34.275	259.5
11	1:51.125	19.723	34.562	23.097	33.743	257.6	11	1:56.558	20.493	36.878	24.128	35.059	262.0
12	2:05.160 B	19.870	34.957	23.503	46.830	258.9	12	2:24.311 B	20.004	42.332	29.191	52.784	260.7

<b>21</b>	<b>Daniel BROOKS</b>	GBR				
	YAMAHA GV RACING	YAMAHA				
1	1:59.332	24.348	36.566	23.653	34.765	193.8
2	1:52.098	19.981	34.699	23.186	34.232	263.2
3	2:04.773	20.972	45.888	23.517	34.396	263.2
4	1:52.346	20.173	34.821	23.042	34.310	259.5
5	1:52.141	19.788	34.666	23.316	34.371	263.9
6	1:54.805	20.287	36.574	23.226	34.718	260.1
7	1:51.758	19.817	34.701	23.105	34.135	264.5
8	2:09.994 B	20.643	36.429	23.213	49.709	263.2
9	8:03.680	6:24.718	36.679	23.979	38.304	118.0
10	1:51.307	19.781	34.560	23.083	33.883	265.8
11	2:08.579 B	19.951	35.766	24.550	48.312	266.5

<b>27</b>	<b>Benedetto RASA</b>	ITA				
	YAMAHA GV RACING	YAMAHA				
1	2:12.015	34.995	37.974	24.192	34.854	168.8
2	1:52.845	20.049	34.997	23.420	34.379	247.1
3	1:52.651	19.837	34.890	23.518	34.406	262.6
4	1:51.913	19.730	34.625	23.379	34.179	262.6
5	1:52.052	19.876	34.643	23.333	34.200	260.7
6	2:18.879 B	27.023	42.709	24.315	44.832	241.6
7	5:01.360	3:28.059	35.270	23.526	34.505	91.5
8	1:52.546	20.246	34.887	23.247	34.166	257.6
9	1:52.003	19.822	34.705	23.279	34.197	259.5
10	2:17.161 B	22.178	43.076	24.751	47.156	240.0
11	8:14.428 B	5:34.232	53.639	38.781	1:07.776	181.8

<b>64</b>	<b>Davide FABBRI</b>	ITA				
	FAU55 TEY RACING	YAMAHA				
1	2:03.747	27.776	36.590	24.187	35.194	184.0
2	1:54.661	20.989	35.295	23.666	34.711	258.2
3	1:55.126	20.241	35.212	24.964	34.709	261.3
4	1:52.170	20.072	34.476	23.423	34.199	261.3
5	1:52.554	20.026	34.465	23.259	34.804	260.1
6	1:52.170	19.965	34.421	23.267	34.517	255.8
7	1:52.103	19.883	34.253	23.906	34.061	260.1
8	2:06.241	21.498	44.152	24.872	35.719	259.5
9	1:51.926	20.127	34.598	23.170	34.031	256.4
10	2:08.860 B	20.214	36.589	23.870	48.187	255.8
11	10:07.964 B	8:01.908	42.976	27.151	55.929	172.6

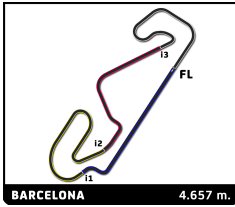
<b>14</b>	<b>Kavin QUINTAL</b>	IND				
	FIFTY MOTORSPORT	YAMAHA				
1	2:15.319	37.166	36.899	24.528	36.726	145.7
2	1:55.052	20.535	35.569	23.996	34.952	260.1
3	1:53.696	20.188	35.144	23.793	34.571	257.6
4	1:53.239	20.038	34.956	23.469	34.776	259.5
5	1:53.448	20.068	35.204	23.616	34.560	258.9

<b>76</b>	<b>Gonçalo CAPOTE</b>	PRT				
	EASYPACE TEAM	YAMAHA				
1	2:09.779	35.462	36.044	23.576	34.697	146.1
2	1:52.556	19.764	34.936	23.310	34.546	270.4
3	1:52.416	19.636	34.781	23.414	34.585	267.8
4	1:52.496	19.693	34.973	23.348	34.482	269.8
5	1:54.943	19.603	34.833	23.108	37.399	268.4
6	1:52.449	19.805	34.857	23.238	34.549	265.2
7	1:52.527	19.787	34.940	23.270	34.530	266.5
8	2:03.930 B	19.644	35.201	23.821	45.264	267.1
9	11:22.327	9:46.430	37.261	23.914	34.722	181.8
10	2:15.989 B	20.854	37.996	25.254	51.885	257.6

<b>4</b>	<b>Pablo Nicolas ECHEVERRY</b>	COL				
	ECHEVERRY RACING TEAM	YAMAHA				
1	2:01.492	26.623	36.326	23.816	34.727	192.4
2	1:53.426	20.177	35.259	23.501	34.489	255.2
3	1:53.209	20.063	35.248	23.363	34.535	252.8
4	1:52.732	19.934	35.155	23.284	34.359	258.2
5	1:53.078	20.041	34.795	23.509	34.733	258.2
6	2:14.231 B	20.305	36.316	24.577	53.033	251.7
7	13:32.608	...	36.973	24.559	34.769	111.6
8	1:53.746	20.032	35.253	23.445	35.016	257.0
9	2:17.665 B	20.418	38.175	25.993	53.079	257.6

<b>2</b>	<b>Nicholas BEVILACQUA</b>	ITA				
	YAMAHA GV RACING	YAMAHA				
1	2:42.705	1:03.638	38.356	24.635	36.076	152.3
2	1:55.583	20.438	36.121	23.890	35.134	260.1
3	1:54.428	20.316	35.533	23.632	34.947	258.2
4	1:53.459	20.271	35.295	23.383	34.510	255.2
5	1:53.758	20.007	35.090	23.580	35.081	261.3
6	2:07.526 B	20.374	35.239	23.704	48.209	247.1
7	11:10.772	9:34.790	36.640	24.116	35.226	181.5
8	1:53.313	19.922	35.150	23.634	34.607	260.7
9	1:55.177	20.332	35.608	23.555	35.682	256.4
10	2:36.631 B	20.123	43.115	29.808	1:03.585	260.7

<b>88</b>	<b>Mateusz HULEWICZ</b>	POL				
	PINA MOTO	YAMAHA				
1	2:03.283	26.255	37.489	24.262	35.277	189.1
2	1:54.540	21.120	35.333	23.690	34.397	258.2
3	1:53.614	20.382	35.319	23.623	34.290	260.1
4	2:07.462 B	20.500	35.277	23.557	48.128	254.6
5	17:20.585	...	36.972	24.407	35.052	101.2
6	1:54.748	20.389	35.414	23.953	34.992	251.7
7	2:20.623 B	20.424	38.922	26.140	55.137	257.6



**Stock ECh**  
FIM JuniorGP - CIRCUIT BARCELONA-CATALUNYA  
Practice Stock ECh

Sector Analysis

— Invalidated Lap    ■ Personal Best    ■ Session Best    B Crossing the pit lane

Lap	Time	Sector 1	Sector 2	Sector 3	Sector 4	T.Sp	Lap	Time	Sector 1	Sector 2	Sector 3	Sector 4	T.Sp
<b>19</b>	<b>Shuai LI</b>					CHN							
	PS RACING					YAMAHA							
1	2:46.684	1:04.954	40.078	25.013	36.639	148.5							
2	1:57.676	20.948	36.558	24.101	36.069	248.8							
3	1:56.793	20.865	35.981	23.867	36.080	252.3							
4	1:56.442	20.854	35.984	24.010	35.594	247.7							
5	<b>1:55.877</b>	20.807	<b>35.880</b>	<b>23.724</b>	<b>35.466</b>	247.1							
6	2:59.472 <b>B</b>	<b>20.729</b>	1:17.445	28.637	52.661	249.9							
7	16:48.763 <b>B</b>	...	39.905	31.107	1:14.621	168.0							