

# CIRCUIT DE BARCELONA-CATALUNYA

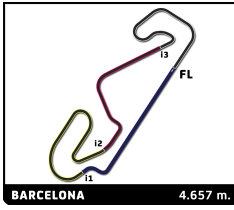
## 24H DE CATALUNYA DE MOTOCICLISME 2024

### Free Practice

### Sector Analysis

Legend: — Invalidated Lap ■ Personal Best ■ Session Best B Crossing the pit lane

Lap	R	Time	Sector 1	Sector 2	Sector 3	Sector 4	Elapsed	Lap	R	Time	Sector 1	Sector 2	Sector 3	Sector 4	Elapsed	
<b>1</b>	<b>FR Moto Racing Team</b> 1. Pedro RODRIGUEZ 3. David SANCHIS 2. Daniel GONZALEZ 4. Doriano VIETTI YAMAHA YZF R-1 EWC							24	4	1:49.059	19.213	34.022	22.573	33.251	57:29.243	
	2	1	1:49.665	19.000	34.472	22.595	33.598	3:54.521								
	3	1	1:54.941	19.781	38.281	23.217	33.662	5:49.462								
	4	1	1:49.003	18.657	33.990	22.791	33.565	7:38.465								
	5	1	2:11.056 <b>B</b>	18.682	36.598	27.297	48.479	9:49.521								
	6	1	12:03.793	...	34.857	22.597	33.762	21:53.314								
	7	1	1:48.850	18.706	33.730	22.861	33.553	23:42.164								
	8	1	1:49.157	18.641	33.811	22.574	34.131	25:31.321								
	9	1	1:48.508	18.914	33.900	22.281	33.413	27:19.829								
	10	1	1:49.531	18.709	33.995	22.731	34.096	29:09.360								
	11	1	1:49.244	18.958	34.114	22.463	33.709	30:58.604								
	12	1	1:51.741	18.641	34.081	24.581	34.438	32:50.345								
	13	1	1:49.315	19.189	34.159	22.469	33.498	34:39.660								
	14	1	1:49.101	18.835	34.105	22.731	33.430	36:28.761								
	15	1	1:49.258	18.822	34.029	22.357	34.050	38:18.019								
	16	1	1:48.309	18.627	33.841	22.418	33.423	40:06.328								
	17	1	2:05.502 <b>B</b>	19.527	35.392	23.602	46.981	42:11.830								
	18	4	4:35.743	3:01.135	35.476	23.736	35.396	46:47.573								
	19	4	1:48.744	19.067	34.200	22.276	33.201	48:36.317								
	20	4	1:48.866	18.641	33.892	22.358	33.975	50:25.183								
	21	4	1:48.105	18.573	33.703	22.131	33.698	52:13.288								
	22	4	1:48.284	18.980	33.774	22.177	33.353	54:01.572								
	23	4	1:47.941	18.870	33.889	22.062	33.120	55:49.513								
	24	4	1:48.960	18.551	33.790	22.294	34.325	57:38.473								
	25	4	1:48.131	18.676	33.785	22.295	33.375	59:26.604								
	26	4	1:48.414	18.744	34.038	22.286	33.346	1:01:15.018								
	<b>3</b>	<b>Kawasaki Catala Aclam</b> 1. Julien PILOT 3. Dani SAEZ 2. Gabriel PONS 4. Max SCHMIDT KAWASAKI ZX10R EWC							25	4	1:48.191	18.728	33.958	22.322	33.183	59:17.434
26		4	1:47.796	18.676	33.570	22.322	33.228	1:01:05.230								
1		1	2:12.877	40.149	35.802	22.670	34.256	2:12.877								
2		1	1:48.199	18.612	33.964	22.222	33.401	4:01.076								
3		1	1:47.809	18.588	33.770	22.257	33.194	5:48.885								
4		1	1:47.597	18.446	33.538	22.304	33.309	7:36.482								
5		1	2:06.527 <b>B</b>	18.542	35.047	26.030	46.908	9:43.009								
6		2	12:50.930	...	34.739	23.255	33.985	22:33.939								
7		2	1:49.292	19.279	33.945	22.273	33.795	24:23.231								
8		2	1:48.224	18.871	33.910	22.191	33.252	26:11.455								
9		2	1:48.728	19.311	33.844	22.274	33.299	28:00.183								
10		2	1:55.870 <b>B</b>	18.939	33.679	22.222	41.030	29:56.053								
11		3	2:42.198	1:09.016	35.202	23.132	34.848	32:38.251								
12		3	1:49.502	18.852	34.131	22.975	33.544	34:27.753								
13		3	1:48.740	18.694	33.771	22.876	33.399	36:16.493								
14		3	1:49.828	19.012	34.226	22.644	33.946	38:06.321								
15		3	1:50.896	19.151	35.103	22.763	33.879	39:57.217								
16		3	1:48.667	18.925	33.839	22.231	33.672	41:45.884								
17		3	1:59.310 <b>B</b>	18.784	34.220	22.607	43.699	43:45.194								
18		4	2:44.046	1:10.950	34.977	23.350	34.769	46:29.240								
19		4	1:49.546	19.197	34.415	22.479	33.455	48:18.786								
20		4	1:49.231	18.805	34.028	22.705	33.693	50:08.017								
21		4	1:49.660	19.278	34.456	22.525	33.401	51:57.677								
22		4	1:50.020	18.897	34.197	22.462	34.464	53:47.697								
23		4	1:52.487	19.754	35.459	22.931	34.343	55:40.184								
<b>4</b>		<b>Yamalube Folch Endurance</b> 1. David CHECA 3. Camille HEDELIN 2. Marc MIRALLES 4. Joan ZAMORANO YAMAHA YZF R-1 EWC							2	2	2:55.400	1:11.505	41.845	25.042	37.008	2:55.400
		2	2	1:57.766	20.614	37.166	24.401	35.585	4:53.166							
	3	2	1:56.119	20.504	36.048	24.049	35.518	6:49.285								
	4	2	2:25.196 <b>B</b>	20.241	37.825	29.135	57.995	9:14.481								
	5	1	13:26.425	...	37.471	24.805	37.039	22:40.906								
	6	1	1:54.253	19.603	35.632	23.662	35.356	24:35.159								
	7	1	1:54.901	19.382	36.752	23.676	35.091	26:30.060								
	8	1	1:51.968	19.269	34.889	23.325	34.485	28:22.028								
	9	1	1:51.420	19.076	34.799	23.237	34.308	30:13.448								
	10	1	2:08.160 <b>B</b>	19.429	35.565	24.408	48.758	32:21.608								
	11	3	4:22.042	2:41.627	38.231	25.324	36.860	36:43.650								
	12	3	1:58.586	20.585	37.380	24.451	36.170	38:42.236								
	13	3	1:58.248	20.350	36.582	24.776	36.540	40:40.484								
	14	3	1:56.042	19.909	36.122	24.118	35.893	42:36.526								
	15	3	2:05.646 <b>B</b>	20.088	36.505	23.983	45.070	44:42.172								
	16	4	8:01.389	6:23.984	37.295	24.412	35.698	52:43.561								
	17	4	1:56.081	19.983	36.165	23.852	36.081	54:39.642								
	18	4	1:54.381	19.812	35.610	23.675	35.284	56:34.023								
	19	4	1:54.346	19.619	35.517	23.682	35.528	58:28.369								
	20	4	2:09.723 <b>B</b>	20.310	35.486	24.057	49.870	1:00:38.092								
	<b>7</b>	<b>TSB Motos</b> 1. Marc LOPEZ 3. Oscar AMODA 2. Angel ARRIBAS 4. Domenec VENTURA KAWASAKI ZX10R SST1							1	1	1:55.377	24.618	34.810	22.616	33.333	1:55.377
		2	1	1:47.257	18.594	33.535	22.216	32.912	3:42.634							
		3	1	1:46.949	18.482	33.392	22.127	32.948	5:29.583							
		4	1	1:48.322	18.551	34.219	22.361	33.191	7:17.905							
		5	1	2:14.482 <b>B</b>	18.752	35.667	27.161	52.902	9:32.387							
		6	1	13:07.930	...	35.001	22.763	34.419	22:40.317							
		7	1	1:47.964	18.614	33.799	22.322	33.229	24:28.281							
8		1	1:48.086	18.547	33.646	22.203	33.690	26:16.367								
9		1	2:02.928 <b>B</b>	18.832	35.176	22.930	45.990	28:19.295								
10		2	2:54.680	1:23.075	34.954	22.734	33.917	31:13.975								
11		2	1:48.092	18.649	33.871	22.317	33.255	33:02.067								
12		2	1:48.425	18.488	33.989	22.157	33.791	34:50.492								
13		2	1:49.868	19.087	35.037	22.250	33.494	36:40.360								
14		2	1:47.528	18.513	33.628	22.226	33.161	38:27.888								
<b>8</b>		<b>Team Bolliger Switzerland #8</b> 1. Nico THOENI 3. Alex TOLEDO 2. Pedro ROMERO KAWASAKI ZX10R EWC							1	1	1:48.092	18.649	33.871	22.317	33.255	33:02.067
		2	1	1:48.425	18.488	33.989	22.157	33.791	34:50.492							
		3	2	1:49.868	19.087	35.037	22.250	33.494	36:40.360							
		14	2	1:47.528	18.513	33.628	22.226	33.161	38:27.888							



# CIRCUIT DE BARCELONA-CATALUNYA

## 24H DE CATALUNYA DE MOTOCICLISME 2024

### Free Practice

### Sector Analysis

— Invalidated Lap   ■ Personal Best   ■ Session Best   B Crossing the pit lane

Lap	R	Time	Sector 1	Sector 2	Sector 3	Sector 4	Elapsed	Lap	R	Time	Sector 1	Sector 2	Sector 3	Sector 4	Elapsed
15	2	1:47.502	18.339	33.801	22.165	33.197	40:15.390	18	1	2:00.993	20.821	38.026	24.991	37.155	56:36.604
16	2	2:00.432 B	18.889	35.031	22.740	43.772	42:15.822	19	1	2:01.585	21.052	38.102	25.163	37.268	58:38.189
17	3	4:34.045	3:03.143	34.530	22.736	33.636	46:49.867	20	1	2:00.991	20.767	37.643	25.325	37.256	1:00:39.180
18	3	1:46.978	18.544	33.638	<b>22.047</b>	<b>32.749</b>	48:36.845	<div data-bbox="858 631 1554 728" data-label="Complex-Block"> <p><b>18 Basomba Racing - Luso Ibérico I</b> YAMAHA YZF R-1 SST1</p> <p>1. Lluís SALVADOR      3. Jules BLANC</p> <p>2. Miguel ROMAO      4. Xavier HERNANDEZ</p> </div>							
19	3	1:48.009	18.780	33.587	22.232	33.410	50:24.854								
20	3	1:47.552	<b>18.319</b>	33.877	22.085	33.271	52:12.406								
21	3	1:49.090	19.173	33.624	22.661	33.632	54:01.496								
22	3	1:47.681	18.587	33.840	22.137	33.117	55:49.177								
23	3	2:03.606 B	18.433	34.024	22.298	48.851	57:52.783								
1	4	3:23.771	1:40.227	40.144	25.832	37.568	3:23.771								
2	4	2:00.679	20.765	37.793	25.155	36.966	5:24.450								
3	4	1:59.497	20.341	37.829	24.631	36.696	7:23.947								
4	4	2:31.743 B	<b>20.017</b>	40.009	32.843	58.874	9:55.690								
5	4	20:11.308	...	39.199	25.308	36.692	30:06.998								
6	4	1:59.901	20.829	37.715	24.857	36.500	32:06.899								
7	4	1:57.797	20.309	36.824	24.533	36.131	34:04.696								
8	4	2:18.049 B	20.351	36.968	24.808	55.922	36:22.745								
9	1	3:08.079	1:24.559	38.440	25.293	39.787	39:30.824								
10	1	1:58.696	20.979	37.018	24.431	36.268	41:29.520								
11	1	2:04.673 B	20.061	<b>36.286</b>	<b>24.126</b>	44.200	43:34.193								
12	2	5:59.948	4:18.584	38.821	25.601	36.942	49:34.141								
13	2	1:58.399	20.661	36.977	24.801	35.960	51:32.540								
14	2	<b>1:56.303</b>	20.391	36.360	24.210	<b>35.342</b>	53:28.843								
15	2	2:09.221 B	20.471	36.698	24.786	47.266	55:38.064								
16	3	2:41.291	57.469	39.730	26.183	37.909	58:19.355								
17	3	2:02.754	21.195	38.409	25.949	37.201	1:00:22.109								

**11 MV Racing Team** KAWASAKI ZX10R O-SBK

1. Julien LENOICI      3. Yvon MANIFESTI

2. Marc BUISSON      4. Joachim DE LAFORCE

1	1	3:05.571	1:25.477	38.665	24.985	36.444	3:05.571
2	1	1:55.556	20.185	36.088	23.866	35.417	5:01.127
3	1	<b>1:53.540</b>	<b>19.655</b>	<b>35.284</b>	<b>23.586</b>	<b>35.015</b>	6:54.667
4	1	2:19.647 B	19.761	35.456	29.441	54.989	9:14.314
5	2	13:43.304	...	37.903	25.582	37.303	22:57.618
6	2	2:00.714	20.698	37.881	25.406	36.729	24:58.332
7	2	1:59.506	20.866	37.051	24.900	36.689	26:57.838
8	2	2:00.053	20.537	37.339	25.231	36.946	28:57.891
9	2	2:00.431	20.418	37.814	25.105	37.094	30:58.322
10	2	2:16.698 B	21.230	37.533	25.625	52.310	33:15.020
11	3	2:48.645	1:07.251	38.459	25.531	37.404	36:03.665
12	3	2:00.702	21.148	37.605	24.967	36.982	38:04.367
13	3	2:00.998	21.182	37.820	25.037	36.959	40:05.365
14	3	1:58.783	20.869	36.681	24.837	36.396	42:04.148
15	3	1:59.226	20.729	37.437	24.616	36.444	44:03.374
16	3	2:08.549 B	20.877	37.445	24.987	45.240	46:11.923
17	4	2:54.015	1:13.881	37.700	25.002	37.432	49:05.938
18	4	1:57.509	20.236	36.779	24.161	36.333	51:03.447
19	4	1:57.780	20.143	36.091	24.319	37.227	53:01.227
20	4	1:55.878	20.045	35.920	23.880	36.033	54:57.105
21	4	1:56.820	20.094	36.869	24.113	35.744	56:53.925
22	4	1:55.668	19.880	36.023	23.949	35.816	58:49.593
23	4	1:55.467	19.827	35.999	23.853	35.788	1:00:45.060

**13 FRT - Endurance** YAMAHA YZF R-1 EWC

1. Anthony ASTESENSA      3. Maxime MERIOT

2. Thibaut NOGUES      4. Julien BACCINI

1	4	3:09.533	1:30.305	37.840	24.980	36.408	3:09.533
2	4	1:55.695	20.258	35.818	24.111	35.508	5:05.228
3	4	<b>1:53.800</b>	20.125	<b>35.329</b>	<b>23.677</b>	<b>34.669</b>	6:59.028
4	4	2:21.072 B	<b>19.736</b>	37.633	28.547	55.156	9:20.100
5	4	13:55.892	...	35.888	23.796	35.330	23:15.992
6	4	1:54.766	20.154	35.743	23.756	35.113	25:10.758
7	4	2:14.158 B	20.308	37.872	24.827	51.151	27:24.916
8	2	5:40.839	4:01.334	38.168	24.903	36.434	33:05.755
9	2	1:57.771	20.789	36.625	24.323	36.034	35:03.526
10	2	1:56.658	20.707	36.255	24.123	35.573	37:00.184
11	2	1:55.356	20.075	35.675	24.079	35.527	38:55.540
12	2	1:56.065	20.417	35.918	24.009	35.721	40:51.605
13	2	1:56.468	20.416	35.567	24.163	36.322	42:48.073
14	2	2:09.666 B	20.522	36.822	25.823	46.499	44:57.739
15	1	5:32.250	3:49.077	39.100	25.830	38.243	50:29.989
16	1	2:02.981	21.409	38.028	26.082	37.462	52:32.970
17	1	2:02.641	20.884	38.633	25.494	37.630	54:35.611

**19 Borne Racing Team 74 #19** YAMAHA YZF R-1 SST1

1. Nicolas DUVERNAY      3. Yann BEDONI

2. Yvan BERTHET      4. Lionel MANGIER

1	1	2:32.897	43.261	42.445	27.912	39.279	2:32.897
2	1	<b>2:01.676</b>	20.923	38.632	<b>24.997</b>	<b>37.124</b>	4:34.573
3	1	2:02.741	<b>20.755</b>	<b>38.231</b>	26.054	37.701	6:37.314
4	1	20:05.160 B	21.230	...	...	...	26:42.474

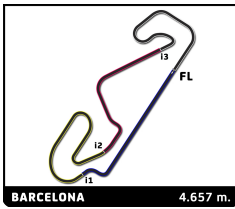
**22 Kfert 22** SUZUKI GSX-R SST1

1. Kevin LUCAS      3. Jean-Jacques BERTAUD

2. Adrien BONHOMME      4. Jérémy BRANCHE

1	1	3:53.385	2:09.581	39.441	26.071	38.292	3:53.385
2	1	2:04.630	21.487	39.969	25.553	37.621	5:58.015
3	1	2:04.296	20.555	39.354	26.586	37.801	8:02.311
4	1	2:37.798 B	21.950	39.573	30.659	1:05.616	10:40.109
5	4	12:17.380	...	40.637	26.670	38.177	22:57.489
6	4	2:06.348	21.816	39.361	27.322	37.849	25:03.837
7	4	2:02.545	20.943	38.307	25.547	37.748	27:06.382
8	4	2:01.975	20.961	37.797	25.272	37.945	29:08.357
9	4	2:02.783	21.686	37.610	25.597	37.890	31:11.140
10	4	2:14.335 B	20.729	37.862	25.464	50.280	33:25.475
11	2	7:21.394	5:42.300	38.015	24.760	36.319	40:46.869
12	2	1:56.310	<b>20.081</b>	36.502	24.031	<b>35.696</b>	42:43.179
13	2	1:57.217	20.188	36.768	24.298	35.963	44:40.396
14	2	2:22.299 B	20.607	38.993	29.729	52.970	47:02.695
15	3	4:39.630	2:58.493	38.307	25.415	37.415	51:42.325
16	3	2:06.337	24.427	41.091	24.655	36.164	53:48.662
17	3	1:57.994	20.510	36.403	24.915	36.166	55:46.656
18	3	1:57.099	20.152	36.682	24.390	35.875	57:43.755
19	3	1:57.789	20.326	<b>36.121</b>	24.448	36.894	59:41.544
20	3	<b>1:56.224</b>	20.223	36.399	<b>23.794</b>	35.808	1:01:37.768





# CIRCUIT DE BARCELONA-CATALUNYA

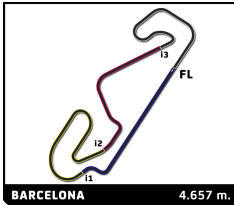
## 24H DE CATALUNYA DE MOTOCICLISME 2024

### Free Practice

### Sector Analysis

— Invalidated Lap    ■ Personal Best    ■ Session Best    B Crossing the pit lane

Lap	R	Time	Sector 1	Sector 2	Sector 3	Sector 4	Elapsed	Lap	R	Time	Sector 1	Sector 2	Sector 3	Sector 4	Elapsed
2	3	1:55.942	20.149	35.829	24.546	35.418	4:54.854	5	1	2:43.034	55.075	48.685	24.530	34.744	27:07.990
3	3	<b>1:54.714</b>	20.096	35.783	<b>23.680</b>	<b>35.155</b>	6:49.568	6	1	1:53.732	19.726	35.662	23.456	34.888	29:01.722
4	3	2:20.264 <b>B</b>	20.216	37.086	27.907	55.055	9:09.832	7	1	1:53.853	19.388	36.213	23.503	34.749	30:55.575
5	2	12:52.985	...	37.751	24.731	35.862	22:02.817	8	1	2:08.486 <b>B</b>	19.274	35.914	25.854	47.444	33:04.061
6	2	1:56.246	20.204	36.369	24.329	35.344	23:59.063	9	2	3:18.255	1:38.323	39.400	25.451	35.081	36:22.316
7	2	1:55.902	20.001	36.275	24.119	35.507	25:54.965	10	2	1:52.948	19.295	35.018	24.027	34.608	38:15.264
8	2	1:56.239	20.306	36.129	24.340	35.464	27:51.204	11	2	<b>1:50.988</b>	<b>19.132</b>	<b>34.611</b>	<b>22.929</b>	<b>34.316</b>	40:06.252
9	2	2:08.845 <b>B</b>	21.280	36.725	24.506	46.334	30:00.049	12	2	2:06.951 <b>B</b>	20.092	35.733	23.054	48.072	42:13.203
10	1	3:18.430	1:39.920	37.193	25.250	36.067	33:18.479	13	4	7:06.934	5:29.768	36.668	24.433	36.065	49:20.137
11	1	1:58.088	20.516	36.705	24.738	36.129	35:16.567	14	4	1:57.243	20.893	36.383	24.102	35.865	51:17.380
12	1	1:56.818	20.305	36.675	24.259	35.579	37:13.385	15	4	1:55.977	20.172	36.016	23.943	35.846	53:13.357
13	1	1:55.269	<b>19.994</b>	<b>35.776</b>	24.204	35.295	39:08.654	16	4	1:57.064	20.370	36.667	24.147	35.880	55:10.421
14	1	2:10.644 <b>B</b>	20.244	36.772	24.814	48.814	41:19.298	17	4	1:55.917	19.965	36.084	24.048	35.820	57:06.338
15	4	3:24.258	1:41.938	38.765	25.217	38.338	44:43.556	18	4	1:55.527	20.310	35.773	23.691	35.753	59:01.865
16	4	2:00.832	20.656	37.557	25.032	37.587	46:44.388	19	4	2:13.222 <b>B</b>	20.338	35.957	23.883	53.044	1:01:15.087
17	4	2:00.269	21.246	37.745	24.758	36.520	48:44.657	<b>41</b> <b>RAC41</b> HONDA CBR 1000 R SST1 1.Florian JOUBERT 3.Frederic GUILLEN 2.Kevin SIMONKLEIN 4.Yann FROMAGER							
18	4	1:58.802	20.235	37.137	24.489	36.941	50:43.459	1	4	3:49.128	2:06.497	39.415	25.622	37.594	3:49.128
19	4	1:57.980	20.281	36.994	24.524	36.181	52:41.439	2	4	1:59.503	20.659	36.760	25.044	37.040	5:48.631
20	4	1:58.500	20.138	36.914	24.282	37.166	54:39.939	3	4	1:59.875	20.801	37.104	25.093	36.877	7:48.506
21	4	1:58.154	20.591	36.803	24.383	36.377	56:38.093	4	4	2:51.036 <b>B</b>	22.059	44.113	37.547	1:07.317	10:39.542
22	4	2:00.198	20.377	37.458	25.036	37.327	58:38.291	5	3	12:02.221	...	41.450	27.017	39.117	22:41.763
23	4	2:13.420 <b>B</b>	20.887	37.612	25.022	49.899	1:00:51.711	6	3	2:03.514	20.703	38.923	25.423	38.465	24:45.277
<b>34</b> <b>Guiracing Endurance</b> SUZUKI GSX-R SST1 1.Moran GUIRIEC 3.Jimmy OLLIVIER 2.Rony SCHWARTZ 4.Robin DUPAU								7	3	2:03.160	21.263	38.005	25.650	38.242	26:48.437
1	1	3:09.555	1:26.667	39.217	25.876	37.795	3:09.555	8	3	2:03.136	21.404	37.850	25.508	38.374	28:51.573
2	1	2:00.329	20.870	37.256	25.066	37.137	5:09.884	9	3	2:02.234	20.320	37.773	26.035	38.106	30:53.807
3	1	1:59.376	20.936	37.162	24.596	36.682	7:09.260	10	3	2:20.506 <b>B</b>	20.644	38.282	25.711	55.869	33:14.313
4	1	2:18.532 <b>B</b>	20.760	38.612	28.557	50.603	9:27.792	11	1	3:33.013	1:55.129	37.913	24.348	35.623	36:47.326
5	4	12:33.562	...	36.979	24.477	35.568	22:01.354	12	1	1:54.981	19.417	<b>35.451</b>	24.343	35.770	38:42.307
6	4	1:53.340	19.636	35.345	<b>23.431</b>	34.928	23:54.694	13	1	<b>1:53.584</b>	<b>19.265</b>	35.526	<b>23.562</b>	<b>35.231</b>	40:35.891
7	4	<b>1:52.781</b>	<b>19.225</b>	<b>34.910</b>	23.699	<b>34.747</b>	25:47.475	14	1	2:09.327 <b>B</b>	19.540	36.040	24.340	49.407	42:45.218
8	4	1:53.661	<b>19.295</b>	35.098	24.054	35.214	27:41.136	15	1	3:21.628	1:46.412	35.781	23.789	35.646	46:06.846
9	4	2:12.014 <b>B</b>	19.763	38.676	24.165	49.410	29:53.150	16	1	2:08.520 <b>B</b>	19.667	36.460	24.456	47.937	48:15.366
10	2	3:05.444	1:28.624	36.239	24.431	36.150	32:58.594	17	2	2:46.520	1:07.150	37.816	24.931	36.623	51:01.886
11	2	1:53.487	19.613	35.364	23.577	34.933	34:52.081	18	2	1:59.132	20.283	36.640	24.762	37.447	53:01.018
12	2	1:56.762	20.142	36.480	23.797	36.343	36:48.843	19	2	1:57.741	20.486	36.665	24.309	36.281	54:58.759
13	2	1:54.698	19.510	35.588	23.668	35.932	38:43.541	20	2	1:57.708	20.202	36.997	24.655	35.854	56:56.467
14	2	1:55.197	19.719	36.039	23.876	35.563	40:38.738	21	2	1:56.218	19.898	36.504	23.974	35.842	58:52.685
15	2	2:10.884 <b>B</b>	20.050	35.992	24.168	50.674	42:49.622	22	2	2:20.677 <b>B</b>	20.366	37.042	24.371	58.898	1:01:13.362
16	3	2:59.986	1:21.907	37.015	24.614	36.450	45:49.608	<b>50</b> <b>Bornes Racing Team 74 #50</b> YAMAHA YZF R-1 SST1 1.Stéphane GUICHON 3.Tom ROCHARD 2.Hervé CHARVAUX 4.Franck PEREZ							
17	3	2:03.160	20.507	36.914	24.371	41.368	47:52.768	1	1	2:41.389	50.889	43.896	26.930	39.674	2:41.389
18	3	1:57.858	20.212	36.560	24.456	36.630	49:50.626	2	1	2:01.562	21.610	38.128	25.149	36.675	4:42.951
19	3	1:56.994	20.134	36.323	24.200	36.337	51:47.620	3	1	1:58.295	21.517	37.034	24.118	35.626	6:41.246
20	3	1:58.239	20.115	36.993	24.677	36.454	53:45.859	4	1	2:19.403 <b>B</b>	<b>19.629</b>	37.522	26.495	55.757	9:00.649
21	3	2:09.734 <b>B</b>	20.372	36.781	24.638	47.943	55:55.593	5	2	14:08.440	...	38.429	25.491	36.947	23:09.089
22	1	2:48.713	1:08.497	37.971	25.063	37.182	58:44.306	6	2	2:01.528	21.118	37.931	25.363	37.116	25:10.617
23	1	1:59.942	21.072	37.173	25.035	36.662	1:00:44.248	7	2	2:21.229 <b>B</b>	21.705	37.933	27.074	54.517	27:31.846
<b>36</b> <b>Institut Castellarnau</b> KAWASAKI ZX10R O-SBK 1.Alex VALLS 3.Gatón GARCÍA 2.Ivan ROMERO 4.Jordi POCORULL								8	3	3:01.774	1:21.398	36.586	27.812	35.978	30:33.620
1	3	4:15.047	2:36.746	37.680	24.770	35.851	4:15.047	9	3	<b>1:54.948</b>	20.126	<b>35.590</b>	23.998	35.234	32:28.568
2	3	1:55.237	20.258	35.595	23.706	35.678	6:10.284	10	3	1:55.115	20.489	35.924	23.812	<b>34.890</b>	34:23.683
3	3	2:17.185 <b>B</b>	19.631	36.459	26.373	54.722	8:27.469	11	3	2:13.887 <b>B</b>	19.964	35.851	<b>23.737</b>	54.335	36:37.570
4	1	15:57.487	...	37.340	24.153	35.069	24:24.956	12	4	3:22.003	1:36.046	40.513	27.429	38.015	39:59.573



CIRCUIT DE BARCELONA-CATALUNYA  
24H DE CATALUNYA DE MOTOCICLISME 2024  
Free Practice

Sector Analysis

— Invalidated Lap

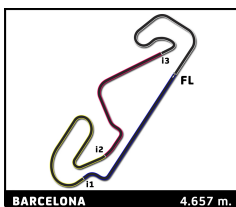
■ Personal Best

■ Session Best

B Crossing the pit lane

Table with columns: Lap, R, Time, Sector 1, Sector 2, Sector 3, Sector 4, Elapsed. Includes rider information boxes for Dream RT - Bridgestone (55), SKAD Racing (56), PMS Racing Team (63), SRTeam 3C Motos (64), and BMD Performance - B Motorsport (66).





# CIRCUIT DE BARCELONA-CATALUNYA

## 24H DE CATALUNYA DE MOTOCICLISME 2024

Free Practice

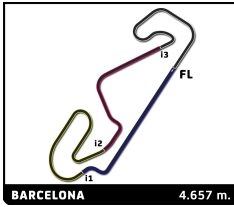
### Sector Analysis

— Invalidated Lap    ■ Personal Best    ■ Session Best    B Crossing the pit lane

Lap	R	Time	Sector 1	Sector 2	Sector 3	Sector 4	Elapsed	Lap	R	Time	Sector 1	Sector 2	Sector 3	Sector 4	Elapsed
16	3	4:05.480	2:25.244	37.958	25.533	36.745	52:15.829	<b>76</b>	<b>LPB Team</b> 1.Norman CHELL 2. Kevin LE VERN	BMW S1000RR EWC	3. Ali KADARI 4. Simon ARNAUD				
17	3	2:03.925	20.858	42.264	24.509	36.294	54:19.754								
18	3	1:57.247	20.140	36.127	24.155	36.825	56:17.001								
19	3	2:00.329	<b>19.877</b>	38.818	25.694	35.940	58:17.330								
20	3	1:56.729	20.004	36.401	24.245	36.079	1:00:14.059								
1	1	5:28.021	3:47.484	38.385	25.118	37.034	5:28.021	<b>77</b>	<b>Martimotos.com 77</b> 1. Lancelot UNISSART 2. Killian TROADEC	YAMAHA R6R SSP6	3. Antoine BELLARDIE 4. Berenguer MULLER				
2	1	1:57.362	<b>19.947</b>	36.271	<b>24.461</b>	36.683	7:25.383								
3	1	2:31.169	B	20.085	39.164	33.127	58.793					9:56.552			
4	2	13:03.278	...	37.795	24.767	36.189	22:59.830								
5	2	2:05.006	20.037	39.218	28.562	37.189	25:04.836								
6	2	<b>1:57.017</b>	20.063	36.667	24.621	<b>35.666</b>	27:01.853								
7	2	2:05.817	24.097	40.296	24.649	36.775	29:07.670								
8	2	2:19.072	B	21.980	41.423	24.845	50.824	31:26.742							
9	2	3:56.485	2:13.791	38.828	26.291	37.575	35:23.227								
10	2	2:00.901	20.746	38.222	24.954	36.979	37:24.128								
11	2	2:01.804	21.578	37.730	25.236	37.260	39:25.932								
12	2	1:59.252	20.457	37.389	24.754	36.652	41:25.184								
13	2	1:59.525	20.528	37.172	25.085	36.740	43:24.709								
14	2	2:00.720	20.320	37.468	24.960	37.972	45:25.429								
15	2	2:19.828	B	21.176	37.474	25.257	55.921	47:45.257							
16	3	2:58.126	1:12.254	40.714	26.131	39.027	50:43.383								
17	3	2:05.073	21.586	38.593	26.042	38.852	52:48.456								
18	3	2:05.227	22.175	38.611	25.919	38.522	54:53.683								
19	3	2:17.954	B	22.258	39.186	25.759	50.751	57:11.637							
20	4	2:45.042	1:05.350	38.197	25.379	36.116	59:56.679								
21	4	1:57.283	20.288	<b>36.155</b>	25.014	35.826	1:01:53.962								
1	1	3:18.024	1:36.382	38.996	25.446	37.200	3:18.024	<b>79</b>	<b>B&amp;F Endurance Racing Sachsen</b> 1. Steffen FICKER 2. Maximilian SPITZER	BMW M 1000 RR SST1	3. Philipp BUSCH 4. Stefan GUT				
2	1	1:59.030	21.188	37.118	24.693	36.031	5:17.054								
3	1	1:58.725	20.913	37.200	24.486	36.126	7:15.779								
4	1	2:26.797	B	20.761	38.431	29.596	58.009					9:42.576			
5	2	13:42.077	...	37.676	24.858	36.119	23:24.653								
6	2	1:57.247	20.920	36.241	24.366	35.720	25:21.900								
7	2	1:57.495	20.635	36.289	24.802	35.769	27:19.395								
8	2	1:56.695	20.580	<b>35.994</b>	24.441	35.680	29:16.090								
9	2	2:17.474	B	20.674	36.535	24.606	55.659	31:33.564							
10	3	5:08.231	3:25.023	40.126	26.073	37.009	36:41.795								
11	3	2:02.435	21.999	37.662	25.674	37.100	38:44.230								
12	3	2:00.655	21.632	37.396	25.221	36.406	40:44.885								
13	3	2:00.668	21.523	37.701	25.022	36.422	42:45.553								
14	3	2:01.551	21.607	37.550	25.332	37.062	44:47.104								
15	3	2:01.751	21.769	37.375	25.503	37.104	46:48.855								
16	3	2:01.099	21.378	37.590	25.204	36.927	48:49.954								
17	3	2:19.892	B	21.626	37.783	25.413	55.070	51:09.846							
18	4	2:51.925	1:10.864	38.681	25.613	36.767	54:01.771								
19	4	1:58.751	21.229	36.680	24.981	35.861	56:00.522								
20	4	<b>1:56.526</b>	20.592	36.133	24.343	<b>35.458</b>	57:57.048								
21	4	1:58.193	<b>20.576</b>	36.943	24.657	36.017	59:55.241								
22	4	1:56.998	20.658	36.395	<b>24.330</b>	35.615	1:01:52.239								
1	1	3:06.442	1:24.662	40.081	25.287	36.412	3:06.442	<b>81</b>	<b>Martimotos.com 81</b> 1. Benjamin CIVRAY 2. Titouan TROADEC	YAMAHA R6R SSP6	3. Kewin JACOBY 4. Julien LENOBLE				
2	1	1:56.629	20.972	35.979	24.145	35.533	5:03.071								
3	1	<b>1:55.940</b>	20.876	<b>35.794</b>	<b>24.034</b>	<b>35.236</b>	6:59.011								
4	1	2:24.569	B	<b>20.680</b>	37.469	29.782	56.638					9:23.580			
5	2	13:51.400	...	38.121	26.219	37.071	23:14.980								
6	2	1:59.686	21.400	36.873	25.095	36.318	25:14.666								
7	2	1:59.414	20.720	36.746	25.090	36.858	27:14.080								
8	2	1:58.861	21.060	36.677	24.855	36.269	29:12.941								
9	2	2:17.849	B	20.684	37.144	25.310	54.711	31:30.790							
10	3	4:53.321	3:08.431	40.074	26.946	37.870	36:24.111								
11	3	2:03.614	21.760	38.455	26.038	37.361	38:27.725								
12	3	2:03.354	21.759	38.398	25.932	37.265	40:31.079								
13	3	2:03.182	21.870	38.268	25.724	37.320	42:34.261								
14	3	2:03.935	22.003	38.306	26.306	37.320	44:38.196								
15	3	2:18.217	B	22.046	38.369	26.316	51.486	46:56.413							
16	4	2:46.066	1:06.535	38.278	24.840	36.413	49:42.479								
17	4	2:00.198	20.806	36.792	25.244	37.356	51:42.677								
18	4	1:57.868	20.909	36.569	24.351	36.039	53:40.545								
19	4	1:58.109	20.763	36.517	24.367	36.462	55:38.654								
20	4	1:58.764	21.208	36.752	24.506	36.298	57:37.418								
21	4	1:57.477	20.798	36.322	24.346	36.011	59:34.895								
22	4	1:58.071	20.830	36.655	24.471	36.115	1:01:32.966								
1	1	3:41.734	2:00.750	39.122	25.044	36.818	3:41.734	<b>82</b>	<b>Team Etone RN3 YAM</b> 1. David FEVEREIRO 2. Nicolas DAILLY	YAMAHA YZF R-1 SST1	3. Fabien TOMEZYK 4. Yoann BOURACHDENE				
2	1	1:58.581	20.638	36.899	24.590	36.454	5:40.315								
3	1	<b>1:56.421</b>	20.298	<b>36.235</b>	<b>23.907</b>	35.981	7:36.736								
4	1	2:26.306	B	20.174	41.209	30.169	54.754					10:03.042			
5	1	14:27.143	...	37.579	24.607	35.835	24:30.185								







# CIRCUIT DE BARCELONA-CATALUNYA

## 24H DE CATALUNYA DE MOTOCICLISME 2024

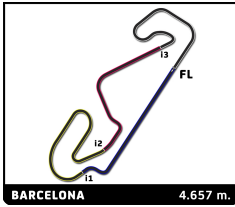
### Free Practice

### Sector Analysis

— Invalidated Lap    ■ Personal Best    ■ Session Best    B Crossing the pit lane

Lap	R	Time	Sector 1	Sector 2	Sector 3	Sector 4	Elapsed	Lap	R	Time	Sector 1	Sector 2	Sector 3	Sector 4	Elapsed
15	4	3:37.501	2:00.486	37.164	24.251	35.600	46:26.731	6	3	1:59.125	20.916	36.930	24.668	36.611	29:49.846
16	4	1:56.511	20.617	36.039	24.313	35.542	48:23.242	7	3	1:58.952	20.729	37.085	24.732	36.406	31:48.798
17	4	1:54.946	20.103	35.663	23.845	35.335	50:18.188	8	3	1:59.717	20.719	37.492	24.934	36.572	33:48.515
18	4	1:55.333	19.945	35.662	24.646	35.080	52:13.521	9	3	1:58.521	20.670	36.685	24.384	36.782	35:47.036
19	4	1:56.634	20.773	36.230	24.199	35.432	54:10.155	10	3	1:58.387	20.422	36.706	24.800	36.459	37:45.423
20	4	1:54.413	19.920	35.492	23.832	35.169	56:04.568	11	3	1:58.398	20.565	36.976	24.429	36.428	39:43.821
21	4	1:55.484	20.351	35.969	24.160	35.004	58:00.052	12	3	2:14.763B	20.610	36.742	24.795	52.616	41:58.584
22	4	1:55.376	19.980	35.543	24.538	35.315	59:55.428	13	2	4:37.256	2:59.160	37.423	24.731	35.942	46:35.840
23	4	1:54.696	19.937	35.636	23.859	35.264	1:01:50.124	14	2	1:57.085	20.023	36.471	24.601	35.990	48:32.925
<b>93 Team RB Racing</b> HONDA CBR 1000 SST1								<b>99 CMT Racing #99</b> BMW S1000RR SST1							
1. Eric SERVIGNE 3. Franck RODRIGUEZ								1. Mickael BARADON 3. Erik GUITTARD							
2. Christophe TRASZCZYNSK4. Sébastien PAVNOUX								2. Arnaud BIEUX 4. Cedric DELAUNAY							
1	3	3:00.775	1:19.323	39.128	25.404	36.920	3:00.775	1	1	2:18.350	29.855	42.344	26.824	39.327	2:18.350
2	3	1:58.757	20.173	37.451	24.850	36.283	4:59.532	2	1	2:05.780	22.231	39.685	25.760	38.104	4:24.130
3	3	1:58.214	20.297	36.968	24.329	36.620	6:57.746	3	1	2:04.150	21.269	38.754	25.617	38.510	6:28.280
4	3	2:18.083B	20.209	37.387	27.818	52.669	9:15.829	4	1	2:22.315B	20.966	39.006	27.133	55.210	8:50.595
5	1	14:54.542	...	39.400	26.497	37.565	24:10.371	5	2	14:17.756	...	39.148	26.142	38.344	23:08.351
6	1	1:55.304	20.022	36.173	23.945	35.164	26:05.675	6	2	2:01.961	20.557	38.600	25.555	37.249	25:10.312
7	1	1:54.468	19.849	35.483	23.650	35.486	28:00.143	7	2	2:17.593B	20.729	38.377	25.173	53.314	27:27.905
8	1	2:06.781B	19.718	35.562	24.078	47.423	30:06.924	8	3	3:31.205	1:49.715	39.589	25.099	36.802	30:59.110
9	2	5:09.433	3:25.300	40.694	26.179	37.260	35:16.357	9	3	1:59.365	20.996	37.137	24.953	36.279	32:58.475
10	2	2:01.630	21.313	38.164	25.072	37.081	37:17.987	10	3	2:11.213B	20.404	36.862	24.646	49.301	35:09.688
11	2	2:00.783	21.134	37.866	24.900	36.883	39:18.770	<b>100 Team Thuy Racing</b> KAWASAKI ZX10R SST1							
12	2	2:00.267	21.194	37.589	25.094	36.390	41:19.037	1. Gaëlle REMY 3. Marlene GARNIER							
13	2	2:11.059B	21.258	37.743	24.966	47.092	43:30.096	2. Natacha REMY 4. Julie BERNARD							
14	4	3:56.876	2:11.137	40.423	26.827	38.489	47:26.972	1	1	2:12.589	30.372	39.319	25.763	37.135	2:12.589
15	4	2:01.672	21.169	37.948	25.245	37.310	49:28.644	2	1	1:58.487	20.254	37.187	24.618	36.428	4:11.076
16	4	2:01.356	20.629	37.769	25.538	37.420	51:30.000	3	1	1:59.564	20.898	37.196	24.753	36.717	6:10.640
17	4	2:00.553	20.920	37.739	25.212	36.682	53:30.553	4	1	2:15.420B	20.604	36.481	25.920	52.415	8:26.060
18	4	2:01.548	20.422	37.891	25.489	37.746	55:32.101	5	4	14:28.231	...	43.371	28.302	40.418	22:54.291
19	4	2:16.630B	21.004	38.646	26.601	50.379	57:48.731	6	4	2:12.503	22.335	41.763	28.057	40.348	25:06.794
<b>95 Terrassa Èxit - CET SXX</b> YAMAHA R6R SSP6								7 4 2:10.279 21.585 40.845 27.430 40.419 27:17.073							
1. Jeroni BASTÉ 3. Mario LITRAN								8 4 2:08.077 21.286 40.027 27.344 39.420 29:25.150							
2. Jean-Paul FRITSCH 4. Toni ANGULO								9 4 2:08.389 21.650 40.759 26.989 38.991 31:33.539							
1	2	3:20.329	1:36.140	40.394	26.131	37.664	3:20.329	10	4	2:08.233	21.992	40.077	26.828	39.336	33:41.772
2	2	2:02.260	21.411	37.635	25.463	37.751	5:22.589	11	4	2:07.045	21.812	39.620	26.785	38.828	35:48.817
3	2	2:15.186B	21.580	37.362	25.500	50.744	7:37.775	12	4	2:07.016	21.939	39.313	26.755	39.009	37:55.833
4	3	15:04.591	...	39.480	26.365	38.867	22:42.366	13	4	2:07.880	21.816	39.879	26.415	39.770	40:03.713
5	3	2:03.846	22.033	38.054	26.264	37.495	24:46.212	14	4	2:21.071B	21.438	41.059	26.832	51.742	42:24.784
6	3	2:15.146B	21.978	37.793	25.666	49.709	27:01.358	15	4	3:28.313	1:45.721	38.858	26.363	37.371	45:53.097
7	1	3:03.281	1:17.784	40.218	26.806	38.473	30:04.639	16	4	2:02.108	21.036	38.137	25.754	37.181	47:55.205
8	1	2:04.501	22.271	38.277	26.286	37.667	32:09.140	17	4	2:01.548	20.993	37.599	25.723	37.233	49:56.753
9	1	2:16.768B	21.727	38.813	25.970	50.258	34:25.908	18	4	2:02.085	21.026	37.726	25.915	37.418	51:58.838
10	4	2:58.258	1:13.890	40.144	26.197	38.027	37:24.166	19	4	2:02.488	20.858	38.147	25.990	37.493	54:01.326
11	4	2:04.922	22.555	38.710	26.050	37.607	39:29.088	20	4	2:02.939	21.478	38.225	25.858	37.378	56:04.265
12	4	2:25.149B	22.322	38.573	25.906	58.348	41:54.237	21	4	2:03.169	21.484	37.732	26.238	37.715	58:07.434
<b>98 CAP Endurance</b> YAMAHA YZF R-1 SST1								22 4 2:20.383B 21.047 38.202 26.179 54.955 1:00:27.817							
1. Anthony BOIRA 3. Nicolas TAULIGNE															
2. Julien BALLESTER 4. Norian JANVIER															
1	2	6:22.288	4:39.473	39.073	25.996	37.746	6:22.288								
2	2	2:14.711B	20.486	37.223	24.836	52.166	8:36.999								
3	3	15:11.604	...	38.671	26.126	37.649	23:48.603								
4	3	2:01.930	21.474	37.683	25.614	37.159	25:50.533								
5	3	2:00.188	20.691	37.642	24.908	36.947	27:50.721								





**CIRCUIT DE BARCELONA-CATALUNYA**  
**24H DE CATALUNYA DE MOTOCICLISME 2024**  
Free Practice

Sector Analysis

— Invalidated Lap    ■ Personal Best    ■ Session Best    B Crossing the pit lane

Lap	R	Time	Sector 1	Sector 2	Sector 3	Sector 4	Elapsed	Lap	R	Time	Sector 1	Sector 2	Sector 3	Sector 4	Elapsed
8	3	2:00.168	20.490	37.510	25.058	37.110	29:10.652	13	3	2:02.617	21.076	39.394	25.158	36.989	41:46.063
9	3	2:02.499	21.423	38.256	25.304	37.516	31:13.151	14	3	1:58.983	20.701	37.267	24.593	36.422	43:45.046
10	3	2:16.098 <b>B</b>	21.774	37.895	25.481	50.948	33:29.249	15	3	1:59.572	21.329	36.812	24.738	36.693	45:44.618
11	4	3:20.887	1:39.072	38.801	24.928	38.086	36:50.136	16	3	1:58.417	20.499	36.934	24.456	36.528	47:43.035
12	4	2:00.194	20.100	38.233	24.450	37.411	38:50.330	17	3	2:15.619 <b>B</b>	20.868	37.731	24.932	52.088	49:58.654
13	4	1:59.108	20.021	37.624	24.284	37.179	40:49.438	18	4	3:14.605	1:36.434	36.850	24.946	36.375	53:13.259
14	4	1:58.261	20.172	37.206	24.170	36.713	42:47.699	19	4	1:56.794	20.218	36.361	24.381	35.834	55:10.053
15	4	2:00.889	20.146	37.309	25.696	37.738	44:48.588	20	4	1:55.994	19.985	35.986	24.313	35.710	57:06.047
16	4	2:14.761 <b>B</b>	21.109	37.725	25.318	50.609	47:03.349	21	4	<b>1:55.009</b>	20.001	<b>35.727</b>	23.910	<b>35.371</b>	59:01.056
17	1	3:10.887	1:31.326	38.130	24.718	36.713	50:14.236	22	4	1:55.367	<b>19.826</b>	36.099	<b>23.819</b>	35.623	1:00:56.423
18	1	1:57.481	20.027	36.398	24.259	36.797	52:11.717								
19	1	1:57.632	20.307	36.385	24.359	36.581	54:09.349								
20	1	1:57.340	19.855	36.597	24.393	36.495	56:06.689								
21	1	1:58.684	<b>19.771</b>	37.129	25.304	36.480	58:05.373								
22	1	1:57.266	19.945	36.501	24.262	36.558	1:00:02.639								

**222 Team Supermoto Racing** YAMAHA YZF R-1  
1.Valentin ROEDEL 3.Kenny LE VERN O-SBK  
2.Florian PICHON 4.Alexandre CANU

1	1	3:00.253	1:24.048	36.514	23.889	35.802	3:00.253
2	1	1:53.968	19.885	35.483	23.811	<b>34.789</b>	4:54.221
3	1	2:01.883	25.169	37.764	23.929	35.021	6:56.104
4	1	2:21.208 <b>B</b>	19.569	<b>35.280</b>	29.450	56.909	9:17.312
5	1	13:26.049	...	36.019	23.382	35.180	22:43.361
6	1	1:53.985	<b>19.475</b>	35.833	23.467	35.210	24:37.346
7	1	2:03.515 <b>B</b>	19.657	35.570	<b>23.365</b>	44.923	26:40.861
8	2	3:00.505	1:24.231	36.758	24.018	35.498	29:41.366
9	2	1:55.852	20.524	35.784	23.773	35.771	31:37.218
10	2	1:54.881	19.871	35.822	23.829	35.359	33:32.099
11	2	1:54.975	19.618	36.180	23.867	35.310	35:27.074
12	2	<b>1:53.876</b>	19.714	35.672	23.427	35.063	37:20.950
13	2	2:03.616 <b>B</b>	19.546	35.396	23.491	45.183	39:24.566
14	3	2:59.634	1:21.508	37.249	24.539	36.338	42:24.200
15	3	1:55.420	19.676	35.836	24.036	35.872	44:19.620
16	3	1:54.447	19.792	35.457	23.666	35.532	46:14.067
17	3	2:10.878 <b>B</b>	20.323	36.439	24.031	50.085	48:24.945
18	4	3:46.430	2:01.511	40.014	26.494	38.411	52:11.375
19	4	2:04.601	22.875	38.688	25.776	37.262	54:15.976
20	4	2:00.937	21.105	37.565	25.281	36.986	56:16.913
21	4	2:02.913	20.906	37.674	26.453	37.880	58:19.826
22	4	2:15.408 <b>B</b>	20.873	38.825	25.983	49.727	1:00:35.234

**232 2332 Racing** YAMAHA YZF R-1  
1.Thomas QUODBACH 3.Jean-Michel PONCELET SST1  
2.Raphaël BILEM 4.Tonino SABIA

1	1	3:32.359	1:50.143	39.084	25.944	37.188	3:32.359
2	1	1:57.913	21.151	36.809	24.440	35.513	5:30.272
3	1	1:57.899	20.073	37.088	24.810	35.928	7:28.171
4	1	2:30.571 <b>B</b>	20.235	40.406	29.308	1:00.622	9:58.742
5	2	13:42.251	...	38.692	26.840	38.774	23:40.993
6	2	2:01.229	21.486	37.679	25.120	36.944	25:42.222
7	2	2:01.142	21.081	37.414	25.889	36.758	27:43.364
8	2	2:00.253	20.970	37.418	25.163	36.702	29:43.617
9	2	1:58.691	20.953	36.424	24.571	36.743	31:42.308
10	2	2:23.354 <b>B</b>	21.840	37.866	25.827	57.821	34:05.662
11	3	3:36.042	1:54.492	38.454	25.728	37.368	37:41.704
12	3	2:01.742	20.782	38.432	25.145	37.383	39:43.446

**294 JOJ Racing Team** KAWASAKI ZX10RR  
1.Maurice MOUTON 3.Sascha GALLERT EWC  
2.Billy HILPERT 4.Johann FLAMMANN

1	1	2:43.509 <b>B</b>	55.465	36.550	24.296	47.198	2:43.509
2	4	24:34.957	3:36.211	36.057	...	35.585	27:18.466
3	4	1:54.414	19.873	35.447	23.770	35.324	29:12.880
4	4	2:06.277 <b>B</b>	19.675	35.850	24.159	46.593	31:19.157
5	3	2:50.181	1:13.042	36.586	24.570	35.983	34:09.338
6	3	1:55.236	19.799	35.859	24.188	35.390	36:04.574
7	3	1:57.200	20.548	36.212	24.164	36.276	38:01.774
8	3	1:59.926	21.375	37.859	24.118	36.574	40:01.700
9	3	1:56.112	20.069	36.159	24.453	35.431	41:57.812
10	3	2:05.711 <b>B</b>	20.006	35.803	24.069	45.833	44:03.523
11	2	3:35.861	1:59.997	36.555	24.115	<b>35.194</b>	47:39.384
12	2	<b>1:52.768</b>	19.345	<b>34.945</b>	<b>23.258</b>	35.220	49:32.152
13	2	1:53.297	19.367	35.335	23.347	35.248	51:25.449
14	2	1:53.041	<b>19.277</b>	35.173	23.306	35.285	53:18.490
15	2	1:54.102	19.612	35.496	23.579	35.415	55:12.592
16	2	2:09.784 <b>B</b>	19.529	35.589	23.830	50.836	57:22.376

**333 NRT Endurance** YAMAHA YZF R-1  
1.Cyril LEROUX 3.Adrien LESAUVAGE O-SBK  
2.Marc LEROY 4.Cyril LEPAND

1	2	2:53.948	1:07.492	41.427	27.711	37.318	2:53.948
2	2	2:00.210	20.547	38.744	25.043	<b>35.876</b>	4:54.158
3	2	2:08.616 <b>B</b>	21.548	36.359	<b>23.900</b>	46.809	7:02.774
4	2	15:55.287	...	37.613	24.641	36.158	22:58.061
5	2	2:03.592	20.871	36.780	24.037	41.904	25:01.653
6	2	2:07.828 <b>B</b>	20.328	<b>35.913</b>	24.616	46.971	27:09.481
7	1	7:59.433	6:19.509	38.714	25.017	36.193	35:08.914
8	1	<b>1:56.875</b>	20.473	36.346	24.099	35.957	37:05.789
9	1	2:10.464 <b>B</b>	<b>20.242</b>	36.365	24.377	49.480	39:16.253
10	3	5:34.447	3:47.155	41.370	26.666	39.256	44:50.700
11	3	2:03.655	21.525	38.763	25.485	37.882	46:54.355
12	3	2:02.530	21.169	38.247	25.264	37.850	48:56.885
13	3	2:02.881	21.268	38.312	25.349	37.952	50:59.766
14	3	2:01.079	20.876	37.898	24.841	37.464	53:00.845
15	3	2:18.176 <b>B</b>	21.153	38.570	25.311	53.142	55:19.021
16	4	3:12.658	1:31.404	38.703	25.351	37.200	58:31.679
17	4	2:00.567	21.735	37.110	25.209	36.513	1:00:32.246