

# CIRCUIT DE BARCELONA-CATALUNYA

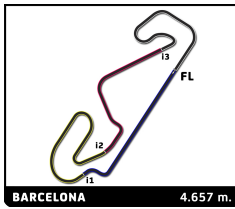
## 24H DE CATALUNYA DE MOTOCICLISME 2024

### Qualifying Practice Blue

### Sector Analysis

— Invalidated Lap    ■ Personal Best    ■ Session Best    B Crossing the pit lane

Lap	R	Time	Sector 1	Sector 2	Sector 3	Sector 4	Elapsed	Lap	R	Time	Sector 1	Sector 2	Sector 3	Sector 4	Elapsed	
<b>1</b>	<b>FR Moto Racing Team</b> YAMAHA YZF R-1 EWC							13	1	1:57.775	20.350	39.446	23.062	34.917	27:57.952	
	1. Pedro RODRIGUEZ		3. David SANCHIS					14	1	2:08.189 B	19.010	34.320	22.980	51.879	30:06.141	
	2. Daniel GONZALEZ		4. Doriano VIETTI													
	1	1	1:55.335	22.966	35.790	23.005	33.574	1:55.335								
	2	1	1:47.715	18.575	33.705	22.196	33.239	3:43.050								
	3	1	1:49.507	18.785	34.544	22.695	33.483	5:32.557								
	4	1	2:01.988 B	18.573	34.089	22.557	46.769	7:34.545								
	5	1	12:31.114	...	36.281	23.427	36.852	20:05.659								
	6	1	2:04.375 B	19.222	35.773	23.375	46.005	22:10.034								
	7	1	4:55.749	3:21.327	35.724	23.495	35.203	27:05.783								
8	1	1:48.339	18.774	33.976	22.335	33.254	28:54.122									
9	1	1:47.846	18.632	33.675	22.247	33.292	30:41.968									
<b>3</b>	<b>Kawasaki Catala Aclam</b> KAWASAKI ZX10R EWC															
	1. Julien PILOT		3. Dani SAEZ													
	2. Gabriel PONS		4. Max SCHMIDT													
	1	1	3:21.451	1:50.462	34.907	22.649	33.433	3:21.451								
	2	1	1:47.197	18.613	33.539	22.083	32.962	5:08.648								
	3	1	1:48.151	18.784	33.511	22.257	33.599	6:56.799								
	4	1	1:47.675	18.554	33.491	22.038	33.592	8:44.474								
	5	1	2:02.566 B	18.598	34.085	22.524	47.359	10:47.040								
	6	1	7:39.917	6:08.942	35.087	22.573	33.315	18:26.957								
	7	1	1:46.624	18.496	33.246	21.863	33.019	20:13.581								
8	1	1:46.773	18.400	33.361	22.085	32.927	22:00.354									
9	1	1:47.292	18.497	33.530	22.007	33.258	23:47.646									
10	1	2:13.416 B	18.633	33.280	22.334	59.169	26:01.062									
<b>4</b>	<b>Yamalube Folch Endurance</b> YAMAHA YZF R-1 EWC															
	1. David CHECA		3. Camille HEDELIN													
	2. Marc MIRALLES		4. Joan ZAMORANO													
	1	1	14:58.525	...	34.797	22.742	33.537	14:58.525								
	2	1	1:47.885	18.887	33.854	22.195	32.949	16:46.410								
	3	1	1:48.238	18.638	34.344	22.237	33.019	18:34.648								
	4	1	1:47.839	18.494	33.418	22.136	33.791	20:22.487								
	5	1	1:47.036	18.565	33.384	22.230	32.857	22:09.523								
	6	1	1:47.207	18.473	33.711	22.157	32.866	23:56.730								
	7	1	1:47.003	18.515	33.537	22.042	32.909	25:43.733								
8	1	1:47.036	18.614	33.442	22.098	32.882	27:30.769									
9	1	1:48.227	18.547	33.971	22.641	33.068	29:18.996									
10	1	1:47.176	18.587	33.466	22.135	32.988	31:06.172									
<b>7</b>	<b>TSB Motos</b> KAWASAKI ZX10R SST1															
	1. Marc LOPEZ		3. Oscar AMADO													
	2. Angel ARRIBAS		4. Domenec VENTURA													
	1	1	2:14.078	36.431	36.840	24.244	36.563	2:14.078								
	2	1	1:52.523	19.553	34.868	23.379	34.723	4:06.601								
	3	1	1:55.246	19.440	35.647	24.223	35.936	6:01.847								
	4	1	1:50.790	19.136	34.621	22.924	34.109	7:52.637								
	5	1	1:52.352	19.616	35.077	23.163	34.496	9:44.989								
	6	1	1:51.520	19.094	34.581	23.695	34.150	11:36.509								
	7	1	1:50.561	19.060	34.291	23.076	34.134	13:27.070								
	8	1	2:16.517 B	20.200	35.834	24.049	56.434	15:43.587								
	9	1	4:43.724	3:06.703	38.208	24.325	34.488	20:27.311								
10	1	1:50.039	19.150	34.182	22.840	33.867	22:17.350									
11	1	1:52.646	19.806	35.282	22.865	34.693	24:09.996									
12	1	1:50.181	19.095	34.220	22.775	34.091	26:00.177									
<b>8</b>	<b>Team Bolliger Switzerland #8</b> KAWASAKI ZX10R EWC															
	1. Nico THÖNI		3. Alex TOLEDO													
	2. Pedro ROMERO															
	1	1	1:54.667	22.745	35.509	22.920	33.493	1:54.667								
	2	1	1:46.104	18.465	33.120	21.866	32.653	3:40.771								
	3	1	1:49.584	18.267	33.161	21.899	36.257	5:30.355								
	4	1	2:05.431 B	18.422	33.966	22.899	50.144	7:35.786								
	5	1	16:34.615	...	35.661	22.558	33.049	24:10.401								
	6	1	1:46.209	18.318	33.204	21.885	32.802	25:56.610								
	7	1	1:45.628	18.233	33.135	21.856	32.404	27:42.238								
8	1	1:47.732	18.176	33.348	21.748	34.460	29:29.970									
9	1	2:06.027 B	18.772	34.980	22.400	49.875	31:35.997									
<b>11</b>	<b>MV Racing Team</b> KAWASAKI ZX10R O-SBK															
	1. Julien LENOCI		3. Yvon MANIFESTI													
	2. Marc BUISSON		4. Joachim DE LAFORCE													
	1	1	3:25.586	1:50.262	36.094	23.790	35.440	3:25.586								
	2	1	1:53.320	19.926	35.263	23.449	34.682	5:18.906								
	3	1	1:51.950	19.503	34.746	23.153	34.548	7:10.856								
	4	1	1:51.967	19.496	34.776	23.062	34.633	9:02.823								
	5	1	1:51.702	19.353	34.811	23.000	34.538	10:54.525								
	6	1	2:32.080 B	19.477	35.990	24.548	1:12.065	13:26.605								
	7	1	3:34.415	2:00.492	35.662	23.177	35.084	17:01.020								
8	1	1:51.465	19.343	34.777	22.916	34.429	18:52.485									
9	1	1:50.846	19.430	34.339	22.771	34.306	20:43.331									
10	1	1:51.671	19.314	34.698	23.081	34.578	22:35.002									
11	1	2:17.357 B	19.428	36.543	26.604	54.782	24:52.359									
<b>13</b>	<b>FRT - Endurance</b> YAMAHA YZF R-1 EWC															
	1. Anthony ASTESENA		3. Maxime MERIOT													
	2. Jeremy CABIBBD		4. Julien BACCINI													
	1	1	4:58.794	3:16.771	38.196	25.306	38.521	4:58.794								
	2	1	2:00.324	20.738	37.461	25.243	36.882	6:59.118								
	3	1	1:59.025	20.662	37.102	24.722	36.539	8:58.143								
	4	1	1:58.306	20.113	36.533	24.425	37.235	10:56.449								
	5	1	1:59.239	20.675	36.882	24.918	36.764	12:55.688								
	6	1	1:59.840	20.464	37.038	25.104	37.234	14:55.528								
	7	1	1:57.901	20.160	36.703	24.410	36.628	16:53.429								
	8	1	1:58.109	20.407	36.951	24.646	36.105	18:51.538								
	9	1	2:33.341 B	20.984	37.332	25.035	1:09.990	21:24.879								
10	1	4:43.021	3:03.012	38.382	25.032	36.595	26:07.900									
11	1	1:57.394	20.607	36.246	24.310	36.231	28:05.294									
12	1	1:56.751	20.096	36.331	24.418	35.906	30:02.045									
<b>18</b>	<b>Basomba Racing - Luso Ibérico I</b> YAMAHA YZF R-1 SST1															
	1. Lluís SALVADOR		3. Jules BLANC													
	2. Miguel ROMAO		4. Xavier MOLINES													
	1	1	2:25.731	47.002	37.709	25.137	35.883	2:25.731								
	2	1	1:55.281	20.006	36.192	23.886	35.197	4:21.012								
	3	1	1:55.467	20.097	36.084	24.006	35.280	6:16.479								
	4	1	1:54.856	20.099	36.134	23.682	34.941	8:11.335								
5	1	1:55.000	19.885	36.058	23.853	35.204	10:06.335									
6	1	1:54.702	20.013	35.734	23.442	35.513	12:01.037									
7	1	1:54.947	20.196	35.915	23.471	35.365	13:55.984									



# CIRCUIT DE BARCELONA-CATALUNYA

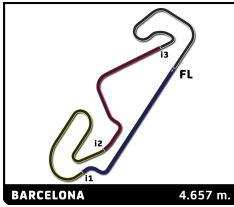
## 24H DE CATALUNYA DE MOTOCICLISME 2024

### Qualifying Practice Blue

### Sector Analysis

— Invalidated Lap    ■ Personal Best    ■ Session Best    B Crossing the pit lane

Lap	R	Time	Sector 1	Sector 2	Sector 3	Sector 4	Elapsed	Lap	R	Time	Sector 1	Sector 2	Sector 3	Sector 4	Elapsed	
8	1	1:55.068	19.922	35.749	24.249	35.148	15:51.052	11	1	3:21.162	1:43.107	36.834	23.712	37.509	26:20.494	
9	1	2:05.458 B	<b>19.638</b>	36.348	24.293	45.179	17:56.510	12	1	1:52.002	19.462	34.666	<b>23.054</b>	34.820	28:12.496	
<b>19</b>	<b>Bornes Racing Team 74 #19</b> YAMAHA YZF R-1								<b>28</b>	<b>Basomba Racing - Luso Ibérico II</b> YAMAHA YZF R-6						
	1.Nicolas DUVERNAY			3.Yann BEDONI			SST1		1.Wayne BOURGEOIS			3.Lionel CAZALS			SSP6	
	2.Yoan BERTHET			4.Lionel MANGIER					2.Adrián DE LA PUERTA			4.Mathieu BOISDON				
1	1	8:21.495	6:31.786	43.320	27.839	38.550	8:21.495	1	1	3:07.957 B	1:08.882	40.302	26.624	52.149	3:07.957	
2	1	1:58.782	21.307	36.646	24.646	36.183	10:20.277	2	1	5:11.802	3:25.701	40.504	26.968	38.629	8:19.759	
3	1	1:56.344	20.686	36.297	23.994	35.367	12:16.621	3	1	2:05.080	22.209	38.924	26.439	37.508	10:24.839	
4	1	1:55.867	<b>20.615</b>	<b>35.950</b>	23.936	35.366	14:12.488	4	1	2:02.899	21.678	37.895	25.873	37.453	12:27.738	
5	1	<b>1:55.738</b>	20.789	36.148	<b>23.790</b>	<b>35.011</b>	16:08.226	5	1	2:03.047	21.741	37.985	25.796	37.525	14:30.785	
6	1	2:32.265 B	20.752	36.167	24.319	1:11.027	18:40.491	6	1	2:02.226	21.621	37.806	25.720	37.079	16:33.011	
<b>22</b>	<b>Kfert 22</b> SUZUKI GSX-R								<b>31</b>	<b>Ocxit'Endurance</b> YAMAHA YZF R-1						
	1.Kévin LUCAS			3.Jean-Jacques BERTAUD			SST1		1.Mickaël LOPEZ			3.João Paulo BAPTISTA			SST1	
	2.Adrien BONHOMME			4.Jérémy BRANCHE					2.Julien BRAUGE			4.Quentin BRACQUEMART				
1	1	3:35.990	1:51.055	39.450	26.737	38.748	3:35.990	1	1	2:09.027	31.584	37.953	24.327	35.163	2:09.027	
2	1	2:03.630	21.597	38.582	25.465	37.986	5:39.620	2	1	1:55.942	19.818	36.668	23.960	35.496	4:04.969	
3	1	2:23.118 B	21.972	41.663	28.353	51.130	8:02.738	3	1	1:53.832	19.531	35.440	23.758	35.103	5:58.801	
4	1	5:41.119	4:01.484	37.584	25.185	36.866	13:43.857	4	1	1:53.543	19.544	35.274	23.342	35.383	7:52.344	
5	1	1:58.413	20.695	36.983	24.315	36.420	15:42.270	5	1	1:54.108	19.782	35.802	23.498	35.026	9:46.452	
6	1	1:57.426	20.508	36.457	24.128	36.333	17:39.696	6	1	1:53.528	19.537	35.311	23.562	35.118	11:39.980	
7	1	1:57.114	20.607	36.247	24.170	36.090	19:36.810	7	1	1:53.187	<b>19.488</b>	35.390	<b>23.311</b>	34.998	13:33.167	
8	1	<b>1:55.618</b>	<b>20.057</b>	<b>35.888</b>	23.906	35.767	21:32.428	8	1	1:53.647	19.565	35.333	23.596	35.153	15:26.814	
9	1	2:11.584 B	20.124	35.909	24.106	51.445	23:44.012	9	1	2:09.732 B	20.245	36.644	24.505	48.338	17:36.546	
10	1	3:28.126	1:51.407	36.439	24.345	35.935	27:12.138	10	1	4:13.930	2:38.392	36.128	23.730	35.680	21:50.476	
11	1	1:56.258	20.142	36.182	<b>23.832</b>	36.102	29:08.396	11	1	1:53.475	19.648	<b>35.238</b>	23.560	35.029	23:43.951	
12	1	1:56.077	20.352	36.127	23.984	<b>35.614</b>	31:04.473	12	1	<b>1:53.113</b>	19.621	35.363	23.347	<b>34.782</b>	25:37.064	
<b>23</b>	<b>Més Competició</b> SUZUKI GSX-R								<b>32</b>	<b>O4R Ducati Endurance Team Tou</b> DUCATI PANIGALE						
	1.Xavi LAYUNTA			3.Daniel CARRILLO			SST1		1.Mickaël GENAIS			3.Bastian CAYRE			O-SBK	
	2.Alejandro LOPEZ			4.Oscar LUQUE					2.Laurent PEYRAT			4.Jeremy SABATHE				
1	1	2:12.567	34.753	37.735	24.538	35.541	2:12.567	1	1	3:03.728	1:16.830	42.127	26.422	38.349	3:03.728	
2	1	1:53.772	19.570	35.497	23.972	34.733	4:06.339	2	1	2:03.211	20.997	38.651	25.568	37.995	5:06.939	
3	1	1:52.533	19.548	35.130	23.298	34.557	5:58.872	3	1	2:03.705	21.043	38.963	26.073	37.626	7:10.644	
4	1	1:52.793	19.125	34.798	23.435	35.435	7:51.665	4	1	2:01.553	20.734	38.055	25.352	37.412	9:12.197	
5	1	<b>1:51.411</b>	<b>19.057</b>	34.893	23.203	<b>34.258</b>	9:43.076	5	1	2:24.368 B	21.625	38.499	25.650	58.594	11:36.565	
6	1	2:48.448 B	19.453	35.954	26.643	1:26.398	12:31.524	6	1	3:44.905	2:00.804	40.131	26.249	37.721	15:21.470	
7	1	6:35.384	4:59.861	36.721	23.897	34.905	19:06.908	7	1	2:01.384	<b>20.518</b>	37.885	25.828	37.153	17:22.854	
8	1	1:52.312	19.260	35.374	23.195	34.483	20:59.220	8	1	2:00.010	20.898	37.391	25.104	<b>36.617</b>	19:22.864	
9	1	1:51.658	19.120	34.662	<b>23.135</b>	34.741	22:50.878	9	1	<b>1:59.619</b>	20.768	<b>37.090</b>	<b>24.976</b>	36.785	21:22.483	
10	1	1:51.651	19.145	<b>34.588</b>	23.361	34.557	24:42.529	10	1	2:25.065 B	21.559	39.820	26.678	57.008	23:47.548	
11	1	2:37.390 B	19.795	37.717	26.664	1:13.214	27:19.919	<b>33</b>	<b>Nawak Racing Team</b> YAMAHA YZF R-1							
	1.Peter POLESSO			3.Pierre SCHAAL			EWC		1.Loïc PINARDON			3.Sébastien LAUVERNIER			SST1	
	2.Vincent SCHAAL			4.Bastien VIGNE					2.Nicolas CASAGRANDE			4.Florent DAURY				
1	1	3:00.636	1:23.564	37.210	24.111	35.751	3:00.636	1	1	3:03.728	1:16.830	42.127	26.422	38.349	3:03.728	
2	1	2:39.600	19.780	35.359	23.782	1:20.679	5:40.236	2	1	2:03.211	20.997	38.651	25.568	37.995	5:06.939	
3	1	1:54.976	20.000	35.619	24.029	35.328	7:35.212	3	1	2:03.705	21.043	38.963	26.073	37.626	7:10.644	
4	1	1:52.639	19.383	34.907	23.599	34.750	9:27.851	4	1	2:01.553	20.734	38.055	25.352	37.412	9:12.197	
5	1	2:11.574 B	19.890	36.317	24.355	51.012	11:39.425	5	1	2:24.368 B	21.625	38.499	25.650	58.594	11:36.565	
6	1	3:23.804	1:49.669	35.614	23.687	34.834	15:03.229	6	1	3:44.905	2:00.804	40.131	26.249	37.721	15:21.470	
7	1	1:52.130	19.463	34.641	23.726	34.300	16:55.359	7	1	2:01.384	<b>20.518</b>	37.885	25.828	37.153	17:22.854	
8	1	1:51.343	19.446	<b>34.411</b>	23.292	<b>34.194</b>	18:46.702	8	1	2:00.010	20.898	37.391	25.104	<b>36.617</b>	19:22.864	
9	1	1:57.433	20.683	37.482	24.448	34.820	20:44.135	9	1	<b>1:59.619</b>	20.768	<b>37.090</b>	<b>24.976</b>	36.785	21:22.483	
10	1	2:15.197 B	19.445	34.621	23.483	57.648	22:59.332	10	1	2:25.065 B	21.559	39.820	26.678	57.008	23:47.548	



# CIRCUIT DE BARCELONA-CATALUNYA

## 24H DE CATALUNYA DE MOTOCICLISME 2024

### Qualifying Practice Blue

### Sector Analysis

— Invalidated Lap    ■ Personal Best    ■ Session Best    B Crossing the pit lane

Lap	R	Time	Sector 1	Sector 2	Sector 3	Sector 4	Elapsed	Lap	R	Time	Sector 1	Sector 2	Sector 3	Sector 4	Elapsed
1	1	2:43.013	1:04.414	37.363	25.059	36.177	2:43.013	1	1	10:50.678	9:09.765	39.406	25.186	36.321	10:50.678
2	1	1:55.141	20.051	35.508	23.980	35.602	4:38.154	2	1	1:55.460	19.799	35.941	24.104	35.616	12:46.138
3	1	1:56.036	20.044	36.824	24.043	35.125	6:34.190	3	1	1:53.879	19.860	35.459	23.779	34.781	14:40.017
4	1	1:54.852	20.039	35.436	23.866	35.511	8:29.042	4	1	1:54.536	19.644	35.413	24.286	35.193	16:34.553
5	1	2:12.716 B	20.097	36.326	24.055	52.238	10:41.758	5	1	1:55.047	20.248	36.030	23.832	34.937	18:29.600
6	1	4:08.911	2:32.765	36.847	24.080	35.219	14:50.669	6	1	1:53.263	19.407	35.417	23.585	34.854	20:22.863
7	1	1:54.174	20.282	35.134	23.811	34.947	16:44.843	7	1	1:53.773	19.547	35.372	23.568	35.286	22:16.636
8	1	1:54.068	19.822	35.490	23.914	34.842	18:38.911	8	1	2:16.097 B	20.511	38.275	25.092	52.219	24:32.733
9	1	1:55.254	20.163	35.751	24.119	35.221	20:34.165	<b>Dream RT - Bridgestone</b> HONDA CBR 1000 RR R5							
10	1	1:54.859	20.088	35.721	24.109	34.941	22:29.024	1.Omar MARCET 3.Carlos CRUZ SST1							
11	1	2:36.061 B	20.772	37.243	28.526	1:09.520	25:05.085	2.Jordi ESTEVE 4.Victor LÓPEZ							

**34 Guiracing Endurance** SUZUKI GSX-R SST1

1.Moran GUIRIEC 3.Jimmy OLLIVIER  
2.Rony SCHWARTZ 4.Robin DUPAU

1	1	2:06.655	27.826	37.261	24.916	36.652	2:06.655
2	1	1:58.235	20.627	36.746	24.445	36.417	4:04.890
3	1	1:56.915	20.265	36.405	24.229	36.016	6:01.805
4	1	1:56.946	20.276	36.190	24.325	36.155	7:58.751
5	1	1:56.525	19.948	36.311	24.276	35.990	9:55.276
6	1	1:57.288	20.270	36.366	24.456	36.196	11:52.564
7	1	1:57.157	20.203	36.355	24.495	36.104	13:49.721
8	1	1:57.366	20.275	36.232	24.431	36.428	15:47.087
9	1	1:57.393	20.157	36.441	24.484	36.311	17:44.480
10	1	1:56.167	19.956	35.953	24.275	35.983	19:40.647
11	1	1:57.168	20.106	36.450	24.436	36.176	21:37.815
12	1	1:56.382	20.205	35.845	24.304	36.028	23:34.197
13	1	1:57.217	20.228	36.346	24.401	36.242	25:31.414
14	1	2:12.612 B	20.518	36.144	24.542	51.408	27:44.026

**36 Institut Castellarnau** KAWASAKI ZX10R O-SBK

1.Alex VALLS 3.Gastón GARCÍA  
2.Ivan ROMERO 4.Jordi POCORULL

1	1	5:47.306	4:12.103	36.701	23.580	34.922	5:47.306
2	1	1:52.957	19.531	35.550	23.353	34.523	7:40.263
3	1	1:53.044	19.393	35.455	23.238	34.958	9:33.307
4	1	1:51.790	19.302	34.939	23.110	34.439	11:25.097
5	1	2:33.852 B	20.020	36.789	24.363	1:12.680	13:58.949

**41 RAC41** HONDA CBR 1000 R SST1

1.Florian JOUBERT 3.Frederic GUILLEN  
2.Kevin SIMONKLEIN 4.Yann FROMAGER

1	1	6:58.340 B	4:49.525	48.707	25.471	54.637	6:58.340
2	1	2:20.197	47.325	34.988	23.305	34.579	9:18.537
3	1	1:53.030	19.337	34.753	24.194	34.746	11:11.567
4	1	1:51.577	18.924	34.998	23.190	34.465	13:03.144
5	1	1:52.155	19.302	34.544	23.033	35.276	14:55.299
6	1	1:53.315	19.043	34.652	23.133	36.487	16:48.614
7	1	2:16.793 B	18.917	34.303	22.879	1:00.694	19:05.407
8	1	4:04.090	2:29.335	34.846	23.456	36.453	23:09.497
9	1	1:50.256	18.786	34.386	23.001	34.083	24:59.753
10	1	1:49.940	18.806	34.262	22.847	34.025	26:49.693
11	1	2:27.401 B	22.105	44.941	25.789	54.566	29:17.094

**50 Bornes Racing Team 74 #50** YAMAHA YZF R-1 SST1

1.Stéphane GUICHON 3.Tom ROCHARD  
2.Hervé CHARVAUX 4.Franck PEREZ

**55** HONDA CBR 1000 RR R5

**Dream RT - Bridgestone**

1.Omar MARCET 3.Carlos CRUZ SST1  
2.Jordi ESTEVE 4.Victor LÓPEZ

**56** YAMAHA YZF R-1 1000

**SKAD Racing**

1.Steve BOULAIS 3.Antoine LE NET SST1  
2.Kevin OGOR 4.Denis POULIN

**64** HONDA CBR 1000 RR R

**SRTeam 3C Motos**

1.Jimmy SALLABERRY 3.Jean Eduard BACOT O-SBK  
2.Thomas WOLFARTH 4.François BATS

**66** TRIUMPH YZF R-1 O-SBK

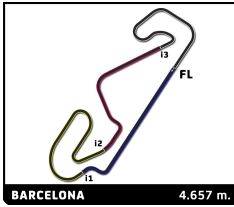
**BMD Performance - B Motorspor**

1.Mathieu GINES 3.Sheridan MORAIS  
2.Asrin RODI 4.Dylan BUISSON

**69** KAWASAKI ZX10R O-SBK

**BOX 69 Racing Marvea**

1.Marc GUILLAMET 3.Christian PALOMARES  
2.Felix RODRIGUEZ 4.Luis MIGUEL



# CIRCUIT DE BARCELONA-CATALUNYA

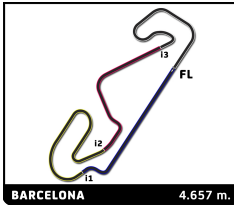
## 24H DE CATALUNYA DE MOTOCICLISME 2024

### Qualifying Practice Blue

### Sector Analysis

— Invalidated Lap    ■ Personal Best    ■ Session Best    B Crossing the pit lane

Lap	R	Time	Sector 1	Sector 2	Sector 3	Sector 4	Elapsed	Lap	R	Time	Sector 1	Sector 2	Sector 3	Sector 4	Elapsed
3	1	1:52.849	19.338	35.210	23.660	34.641	6:02.363	9	1	1:52.881	19.502	35.215	23.645	34.519	24:37.466
4	1	2:24.055 B	20.005	36.145	24.453	1:03.452	8:26.418	10	1	1:52.794	19.467	35.104	23.492	34.731	26:30.260
5	1	3:38.326	2:03.060	35.885	23.541	35.840	12:04.744	11	1	1:52.814	19.410	35.077	23.702	34.625	28:23.074
6	1	1:52.171	19.743	34.895	23.097	34.436	13:56.915	12	1	1:52.908	19.661	34.946	23.624	34.677	30:15.982
7	1	1:51.956	19.476	34.896	23.245	34.339	15:48.871	<b>76 LPB Team</b> BMW S1000RR EWC							
8	1	1:51.759	19.498	34.808	23.035	34.418	17:40.630	1.Norman CHELL 3.Ali KADARI							
9	1	1:52.110	19.562	35.031	23.101	34.416	19:32.740	2.Kevin LE VERN 4.Simon ARNAUD							
10	1	1:51.822	19.423	34.788	23.245	34.666	21:24.562								
11	1	2:14.329 B	20.729	37.077	24.824	51.399	23:38.891								
<b>70 Atlantic Racing Team</b> HONDA CBR RR SST1															
1.Emmanuel BOUCER 3.Jonathan PEREIRA															
2.Jean FRANÇOIS 4.Aurelien CEBRON															
1	1	2:39.037	55.529	40.108	26.080	37.320	2:39.037	1	1	6:59.166	5:17.792	41.144	24.597	35.633	6:59.166
2	1	1:58.397	20.509	36.887	24.306	36.695	4:37.434	2	1	1:53.664	19.975	35.236	23.504	34.949	8:52.830
3	1	2:01.245	20.336	38.205	25.405	37.299	6:38.679	3	1	1:53.415	19.798	35.326	23.463	34.828	10:46.245
4	1	1:58.364	20.169	37.476	24.341	36.378	8:37.043	4	1	1:54.007	19.796	35.520	23.860	34.831	12:40.252
5	1	1:59.008	20.163	36.440	25.436	36.969	10:36.051	5	1	2:32.077 B	19.974	35.320	23.652	1:13.131	15:12.329
6	1	2:00.331	20.652	37.222	25.518	36.939	12:36.382	6	1	5:41.473	4:05.990	35.965	23.899	35.619	20:53.802
7	1	1:59.274	20.399	37.133	24.764	36.978	14:35.656	7	1	1:53.190	19.479	35.323	23.567	34.821	22:46.992
8	1	2:44.383 B	20.637	38.199	25.419	1:20.128	17:20.039	8	1	2:19.327 B	19.744	35.831	31.528	52.224	25:06.319
<b>71 Team Cognage</b> HONDA CBR RR EWC															
1.Freddy BOULANGÉ 3.Pascal RABAUD															
2.Philippe PAQUER 4.Damien MARMION															
1	1	2:08.277	27.519	38.805	25.239	36.714	2:08.277	1	1	8:22.335	6:44.204	37.207	24.971	35.953	8:22.335
2	1	1:58.011	20.452	37.444	24.342	35.773	4:06.288	2	1	1:58.596	20.795	37.081	24.565	36.155	10:20.931
3	1	1:56.912	20.238	36.533	24.310	35.831	6:03.200	3	1	1:57.555	20.790	36.796	24.419	35.550	12:18.486
4	1	1:56.600	19.880	36.620	24.411	35.689	7:59.800	4	1	1:57.047	20.697	36.545	24.152	35.653	14:15.533
5	1	1:56.138	19.769	36.418	24.278	35.673	9:55.938	5	1	1:57.383	20.521	36.554	24.369	35.939	16:12.916
6	1	1:58.540	20.204	37.191	24.720	36.425	11:54.478	6	1	1:57.315	21.010	36.565	24.105	35.635	18:10.231
7	1	1:58.221	20.503	37.055	24.609	36.054	13:52.699	7	1	1:56.981	20.626	36.359	24.224	35.772	20:07.212
8	1	2:24.210 B	20.552	37.767	25.023	1:00.868	16:16.909	8	1	1:56.891	20.868	36.351	23.943	35.729	22:04.103
<b>73 Friends &amp; Family Team</b> YAMAHA YZF R-1 O-SBK															
1.Erik NACIMIENTO 3.Florian DAUZATS															
2.François NOEL 4.Morgan ADELE															
1	1	15:20.128	...	36.741	23.782	34.919	15:20.128	1	1	3:32.493	1:55.025	36.644	25.155	35.669	3:32.493
2	1	1:49.439	18.951	34.213	22.665	33.610	17:09.567	2	1	1:54.639	19.724	35.604	23.865	35.446	5:27.132
3	1	2:02.319 B	18.981	34.987	23.265	45.086	19:11.886	3	1	1:54.898	19.641	35.369	24.255	35.633	7:22.030
4	1	2:59.099	1:26.679	35.475	23.150	33.795	22:10.985	4	1	1:53.935	19.730	35.506	23.713	34.986	9:15.965
5	1	1:50.540	18.848	34.192	23.318	34.182	24:01.525	5	1	1:55.515	19.502	36.539	24.007	35.467	11:11.480
6	1	1:49.296	18.870	34.221	22.637	33.568	25:50.821	6	1	1:54.248	19.692	35.555	23.822	35.179	13:05.728
7	1	1:49.427	18.955	34.261	22.721	33.490	27:40.248	7	1	2:05.477 B	19.660	35.645	23.977	46.195	15:11.205
8	1	2:07.231 B	19.169	34.987	23.167	49.908	29:47.479	<b>79 B&amp;F Endurance Racing Sachsen</b> BMW M 1000 RR SST1							
								1.Steffen FICKER 3.Philipp BUSCH							
								2.Maximilian SPITZER 4.Stefan GUT							
<b>74 Dream RT - Martimotos.com</b> HONDA CBR 1000 R SST1															
1.Joaquin LOPEZ 3.Raul DE ARRIBA															
2.Sergi BOU 4.Felix MORENO															
1	1	5:55.222	4:17.758	38.143	24.107	35.214	5:55.222	1	1	3:32.493	1:55.025	36.644	25.155	35.669	3:32.493
2	1	1:53.592	19.888	35.259	23.352	35.093	7:48.814	2	1	1:54.639	19.724	35.604	23.865	35.446	5:27.132
3	1	1:52.926	19.758	34.919	23.715	34.534	9:41.740	3	1	1:54.898	19.641	35.369	24.255	35.633	7:22.030
4	1	1:52.221	19.475	34.907	23.383	34.456	11:33.961	4	1	1:53.935	19.730	35.506	23.713	34.986	9:15.965
5	1	1:52.847	19.738	34.867	23.709	34.533	13:26.808	5	1	1:55.515	19.502	36.539	24.007	35.467	11:11.480
6	1	1:54.018	20.079	35.626	23.696	34.617	15:20.826	6	1	1:54.248	19.692	35.555	23.822	35.179	13:05.728
7	1	2:15.517 B	19.460	35.071	23.651	57.335	17:36.343	7	1	2:05.477 B	19.660	35.645	23.977	46.195	15:11.205
8	1	5:08.242	3:32.586	36.350	23.980	35.326	22:44.585	<b>81 Martimotos.com 81</b> YAMAHA R6R SSP6							
								1.Benjamin CIVRAY 3.Kewin JACOBY							
								2.Titouan TROADEC 4.Julien LENOBLE							
<b>77 Martimotos.com 77</b> YAMAHA R6R SSP6															
1.Lancelot UNISSART 3.Antoine BELLARDIE															
2.Killian TROADEC 4.Berenguer MULLER															
1	1	8:22.335	6:44.204	37.207	24.971	35.953	8:22.335	1	1	9:00.493	7:22.562	37.753	24.523	35.655	9:00.493
2	1	1:58.596	20.795	37.081	24.565	36.155	10:20.931	2	1	1:56.310	20.828	36.220	23.971	35.291	10:56.803
3	1	1:57.555	20.790	36.796	24.419	35.550	12:18.486	3	1	2:05.643	20.831	45.068	24.518	35.226	13:02.446
4	1	1:57.047	20.697	36.545	24.152	35.653	14:15.533	4	1	1:55.397	20.869	35.463	24.028	35.037	14:57.843
5	1	1:57.383	20.521	36.554	24.369	35.939	16:12.916	5	1	1:56.075	20.550	35.913	24.187	35.425	16:53.918
6	1	1:57.315	21.010	36.565	24.105	35.635	18:10.231	6	1	1:56.182	21.132	35.947	24.023	35.080	18:50.100
7	1	1:56.981	20.626	36.359	24.224	35.772	20:07.212	7	1	1:55.776	20.724	35.995	23.840	35.217	20:45.876
8	1	1:56.891	20.868	36.351	23.943	35.729	22:04.103	8	1	2:16.492 B	20.807	35.818	24.329	55.538	23:02.368
9	1	2:32.404 B	21.246	38.317	25.422	1:07.419	24:36.507	<b>82 Team Etone RN3 YAM</b> YAMAHA YZF R-1 SST1							
								1.David FEVEIRO 3.Fabien TOMEZYK							
								2.Nicolas DAILLY 4.Yoann BOURACHDENE							



# CIRCUIT DE BARCELONA-CATALUNYA

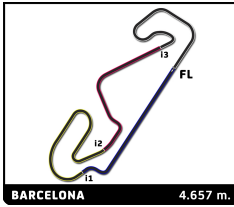
## 24H DE CATALUNYA DE MOTOCICLISME 2024

### Qualifying Practice Blue

### Sector Analysis

— Invalidated Lap    ■ Personal Best    ■ Session Best    B Crossing the pit lane

Lap	R	Time	Sector 1	Sector 2	Sector 3	Sector 4	Elapsed	Lap	R	Time	Sector 1	Sector 2	Sector 3	Sector 4	Elapsed
<b>93 Team RB Racing</b> HONDA CBR 1000								1.Eric SERVIGNE 3.Franck RODRIGUEZ SST1							
2.Christophe TROSZCZYNSKI Sébastien PAVOUX															
1	1	2:11.272	31.150	38.262	25.316	36.544	2:11.272	1	1	3:34.237	1:50.297	41.556	25.976	36.408	3:34.237
2	1	1:56.039	20.045	36.026	24.607	35.361	4:07.311	2	1	1:54.060	19.732	35.503	23.854	34.971	5:28.297
3	1	1:56.168	19.812	36.129	24.748	35.479	6:03.479	3	1	1:53.387	19.470	35.123	23.713	35.081	7:21.684
4	1	1:57.117	20.017	36.345	24.456	36.299	8:00.596	4	1	<b>1:51.725</b>	<b>19.144</b>	<b>34.893</b>	<b>23.378</b>	<b>34.310</b>	9:13.409
5	1	1:55.683	19.823	36.262	24.254	35.344	9:56.279	5	1	2:32.613 B	20.528	35.976	24.142	1:11.967	11:46.022
6	1	2:15.490 B	20.284	37.416	25.296	52.494	12:11.769	6	1	13:25.118	...	39.388	24.957	35.662	25:11.140
7	1	6:28.839	4:51.611	37.181	24.673	35.374	18:40.608	7	1	2:20.003 B	19.538	35.491	24.440	1:00.534	27:31.143
8	1	1:56.331	19.949	35.666	23.832	36.884	20:36.939								
9	1	<b>1:53.770</b>	20.034	<b>35.523</b>	<b>23.326</b>	<b>34.887</b>	22:30.709								
10	1	1:57.678	19.851	36.569	25.566	35.692	24:28.387								
11	1	1:56.440	<b>19.750</b>	35.866	24.379	36.445	26:24.827								
12	1	2:11.937 B	19.886	35.928	24.171	51.952	28:36.764								
<b>83 Die Glorreichen Sieben</b> YAMAHA YZF R-1								1.Ralf UHLIG 3.Max MENZEL SST1							
2.Sven MENZEL 4.Frank UHLIG															
1	1	2:48.781	1:07.437	38.458	25.566	37.320	2:48.781	1	1	3:06.641	1:24.206	38.811	25.945	37.679	3:06.641
2	1	2:00.000	20.935	37.773	25.060	36.232	4:48.781	2	1	2:01.456	21.327	37.682	25.487	36.960	5:08.097
3	1	<b>1:57.814</b>	<b>20.325</b>	36.975	<b>24.489</b>	<b>36.025</b>	6:46.595	3	1	2:00.348	21.311	37.197	25.205	36.635	7:08.445
4	1	1:58.081	20.330	36.826	24.682	36.243	8:44.676	4	1	1:59.527	21.316	37.134	<b>24.840</b>	36.237	9:07.972
5	1	2:23.809 B	20.669	<b>36.589</b>	24.878	1:01.673	11:08.485	5	1	<b>1:59.127</b>	<b>21.163</b>	<b>36.816</b>	24.975	<b>36.173</b>	11:07.099
6	1	2:23.809 B	20.669	<b>36.589</b>	24.878	1:01.673	11:08.485	6	1	2:17.790 B	21.614	38.596	26.438	51.142	13:24.889
<b>84 Team Hulk</b> BMW S1000RR								1.Sébastien PICOT 3.Yannick PARISSOT SST1							
2.Francis PERRIER 4.Alexandre PERRIER															
1	1	5:30.384	3:55.426	35.605	23.062	36.291	5:30.384	1	1	2:42.605	1:03.280	38.352	24.908	36.065	2:42.605
2	1	2:27.078 B	19.342	<b>34.922</b>	<b>22.924</b>	1:09.890	7:57.462	2	1	1:53.783	19.847	35.398	23.549	34.989	4:36.388
3	1	16:28.777	...	35.537	24.403	34.715	24:26.239	3	1	1:56.531	19.920	36.428	24.231	35.952	6:32.919
4	1	1:52.594	19.568	35.120	23.399	34.507	26:18.833	4	1	1:54.845	<b>19.714</b>	35.529	23.802	35.800	8:27.764
5	1	1:51.972	19.365	35.218	23.030	34.359	28:10.805	5	1	1:53.163	19.849	<b>35.086</b>	23.732	34.496	10:20.927
6	1	<b>1:51.935</b>	<b>19.287</b>	35.285	23.047	<b>34.316</b>	30:02.740	6	1	1:53.489	19.872	35.385	23.507	34.725	12:14.416
<b>86 Pitlane Endurance</b> YAMAHA YZF-1000								1.Maxim PELLIZOTTI 3.Luca DE VLEESCHAUWER SST1							
2.Clement GRANZOTTO 4.Rudy MENZLI															
1	1	1:55.615	23.449	35.441	23.212	33.513	1:55.615	1	1	2:42.605	1:03.280	38.352	24.908	36.065	2:42.605
2	1	<b>1:47.738</b>	18.859	<b>33.575</b>	<b>22.288</b>	<b>33.016</b>	3:43.353	2	1	1:53.783	19.847	35.398	23.549	34.989	4:36.388
3	1	1:48.145	<b>18.714</b>	33.947	22.383	33.101	5:31.498	3	1	1:56.531	19.920	36.428	24.231	35.952	6:32.919
4	1	2:03.744 B	18.810	34.544	22.850	47.540	7:35.242	4	1	1:54.845	<b>19.714</b>	35.529	23.802	35.800	8:27.764
<b>87 MCP #87</b> YAMAHA YZF R-1								1.Thomas DE SOUSA 3.François LALLEMENT O-SBK							
2.Sébastien LEVACHER 4.Jonathan OLLIVIER															
1	1	2:23.428	45.435	37.774	24.858	35.361	2:23.428	1	1	2:42.605	1:03.280	38.352	24.908	36.065	2:42.605
2	1	<b>1:52.742</b>	19.585	<b>35.031</b>	23.421	34.705	4:16.170	2	1	1:53.783	19.847	35.398	23.549	34.989	4:36.388
3	1	1:52.866	<b>19.506</b>	35.126	<b>23.325</b>	34.909	6:09.036	3	1	1:56.531	19.920	36.428	24.231	35.952	6:32.919
4	1	2:08.575 B	19.798	35.833	24.086	48.858	8:17.611	4	1	1:54.845	<b>19.714</b>	35.529	23.802	35.800	8:27.764
5	1	6:47.263	5:10.424	36.951	24.573	35.315	15:04.874	5	1	1:53.163	19.849	<b>35.086</b>	23.732	34.496	10:20.927
6	1	1:54.024	19.812	35.301	23.830	35.081	16:58.898	6	1	1:53.489	19.872	35.385	23.507	34.725	12:14.416
7	1	1:54.771	19.645	36.874	23.532	34.720	18:53.669	7	1	1:53.918	20.024	35.393	23.891	34.610	14:08.334
8	1	1:55.085	19.733	36.032	24.118	35.202	20:48.754	8	1	1:53.547	20.170	35.239	23.688	<b>34.450</b>	16:01.881
9	1	1:55.706	21.051	35.851	23.726	35.078	22:44.460	9	1	<b>1:52.666</b>	19.796	35.198	<b>23.215</b>	34.457	17:54.547
10	1	1:53.858	19.917	35.386	23.673	34.882	24:38.318	10	1	2:28.760 B	20.285	36.202	24.838	1:07.435	20:23.307
11	1	1:53.322	19.874	35.351	23.645	<b>34.452</b>	26:31.640								
12	1	2:08.112 B	19.774	35.370	23.842	49.126	28:39.752								
<b>99 CMT Racing #99</b> BMW S1000RR								1.Mickaël BARADON 3.Erik GUITTARD SST1							
2.Arnaud BIEUX 4.Cedric DELAUNAY															
1	1	2:39.332	58.806	38.650	25.153	36.723	2:39.332	1	1	2:42.605	1:03.280	38.352	24.908	36.065	2:42.605
2	1	1:58.955	20.454	37.140	24.674	36.687	4:38.287	2	1	1:53.783	19.847	35.398	23.549	34.989	4:36.388
3	1	2:22.681 B	21.301	37.279	26.545	57.556	7:00.968	3	1	1:56.531	19.920	36.428	24.231	35.952	6:32.919
4	1	2:28.464	50.202	37.369	24.510	36.383	9:29.432	4	1	1:54.845	<b>19.714</b>	35.529	23.802	35.800	8:27.764
5	1	1:58.235	<b>20.450</b>	36.853	24.600	<b>36.332</b>	11:27.667	5	1	1:53.163	19.849	<b>35.086</b>	23.732	34.496	10:20.927
6	1	1:58.357	20.475	<b>36.755</b>	<b>24.353</b>	36.774	13:26.024	6	1	1:53.489	19.872	35.385	23.507	34.725	12:14.416
7	1	2:14.476 B	20.722	37.369	24.807	51.578	15:40.500	7	1	1:53.918	20.024	35.393	23.891	34.610	14:08.334
8	1	8:35.927	6:56.221	38.099	24.747	36.860	24:16.427	8	1	1:53.547	20.170	35.239	23.688	<b>34.450</b>	16:01.881
9	1	<b>1:58.215</b>	20.477	36.963	24.396	36.379	26:14.642	9	1	<b>1:52.666</b>	19.796	35.198	<b>23.215</b>	34.457	17:54.547
10	1	1:58.686	20.698	36.828	24.588	36.572	28:13.328	10	1	2:28.760 B	20.285	36.202	24.838	1:07.435	20:23.307
11	1	1:58.404	20.632	36.861	24.406	36.505	30:11.732								
<b>100 Team Thuy Racing</b> KAWASAKI ZX10R								1.Gaëlle REMY 3.Julie BERNARD SST1							
2.Marlene GARNIER															
1	1	2:14.026	30.519	41.324	25.428	36.755	2:14.026	1	1	2:42.605	1:03.280	38.352	24.908	36.065	2:42.605
2	1	1:57.372	20.247	36.697	24.753	<b>35.675</b>	4:11.398	2	1	1:53.783	19.847	35.398	23.549	34.989	4:36.388



# CIRCUIT DE BARCELONA-CATALUNYA

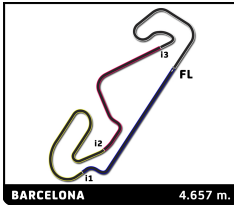
## 24H DE CATALUNYA DE MOTOCICLISME 2024

### Qualifying Practice Blue

### Sector Analysis

— Invalidated Lap    ■ Personal Best    ■ Session Best    B Crossing the pit lane

Lap	R	Time	Sector 1	Sector 2	Sector 3	Sector 4	Elapsed	Lap	R	Time	Sector 1	Sector 2	Sector 3	Sector 4	Elapsed								
3	1	1:56.613	20.232	36.421	24.194	35.766	6:08.011	12	1	1:58.000	20.076	36.859	24.423	36.642	31:16.347								
4	1	<b>1:56.119</b>	<b>20.014</b>	<b>36.298</b>	<b>24.024</b>	35.783	8:04.130	<b>199</b>	<b>Artec</b>		KAWASAKI ZX10R		SST1										
5	1	2:13.391 <b>B</b>	20.056	36.520	25.205	51.610	10:17.521		1. Lionel BERGERON    3. Vincent RUTOWSKI		2. Mathieu CLEMENT    4. Damien MARTIN												
<b>112</b> <b>Team LCR Endurance</b> YAMAHA YZF R-1																							
1. Julien LEYNINGER				3. Baptiste FALGEROLES				SST1															
2. Gino CASTINEL				4. Christophe BOUTIM																			
1	1	5:48.450	4:14.350	35.742	23.015	35.343	5:48.450	1	1	2:07.530	27.748	38.872	24.920	35.990	2:07.530								
2	1	1:51.862	19.153	35.101	23.187	34.421	7:40.312	2	1	1:55.437	20.033	36.127	23.679	35.598	4:02.967								
3	1	1:52.042	19.266	35.119	22.954	34.703	9:32.354	3	1	1:54.725	19.698	35.767	23.739	35.521	5:57.692								
4	1	1:51.664	19.123	34.794	23.131	34.616	11:24.018	4	1	<b>1:53.920</b>	<b>19.527</b>	<b>35.446</b>	<b>23.461</b>	<b>35.486</b>	7:51.612								
5	1	1:51.493	19.072	35.123	22.934	34.364	13:15.511	5	1	2:25.347 <b>B</b>	25.806	40.466	24.915	54.160	10:16.959								
6	1	1:50.975	19.044	<b>34.700</b>	22.944	34.287	15:06.486	<b>210</b> <b>Team Grip Attack</b> HONDA CBR															
7	1	2:35.130 <b>B</b>	19.862	40.635	26.006	1:08.627	17:41.616	1. Raphaël SIBOLDI		3. Raphaël MARTINEZ		SST1											
8	1	3:31.879	1:58.175	35.869	23.058	34.777	21:13.495	2. Quentin WISNIEWSKI		4. Eddy GALVEZ													
9	1	1:51.330	19.220	34.964	<b>22.739</b>	34.407	23:04.825	1	1	4:35.894	2:55.009	39.027	24.884	36.974	4:35.894								
10	1	1:51.708	19.682	34.846	22.785	34.395	24:56.533	2	1	1:56.852	20.075	36.557	24.043	36.177	6:32.746								
11	1	<b>1:50.782</b>	<b>19.034</b>	34.720	22.820	<b>34.208</b>	26:47.315	3	1	1:56.026	19.664	36.502	23.841	36.019	8:28.772								
12	1	2:29.917 <b>B</b>	22.439	42.268	26.803	58.407	29:17.232	4	1	1:57.488	20.112	36.694	24.466	36.216	10:26.260								
<b>115</b> <b>TIER Yamaha</b> YAMAHA YZF R-1																							
1. Ryan MAHER				3. Christian GENTIL				SST1															
2. Joe AKROYD				4. Alan KENNY																			
1	1	3:07.304	1:30.331	37.515	24.251	35.207	3:07.304	5	1	1:56.164	20.328	36.308	23.850	<b>35.678</b>	12:22.424								
2	1	1:51.581	19.290	34.941	23.281	34.069	4:58.885	6	1	<b>1:54.734</b>	<b>19.575</b>	<b>35.759</b>	<b>23.540</b>	35.860	14:17.158								
3	1	<b>1:51.150</b>	19.465	34.637	23.151	<b>33.897</b>	6:50.035	7	1	2:11.741 <b>B</b>	19.870	36.804	24.769	50.298	16:28.899								
4	1	1:53.966	19.194	34.906	24.316	35.550	8:44.001	8	1	13:16.120 <b>B</b>	...	40.190	33.053	56.324	29:45.019								
5	1	1:51.909	19.762	34.729	<b>22.861</b>	34.557	10:35.910	<b>222</b> <b>Team Supermoto Racing</b> YAMAHA YZF R-1															
6	1	2:15.512 <b>B</b>	<b>19.060</b>	<b>34.368</b>	22.876	59.208	12:51.422	1. Valentin ROEDEL		3. Kenny LE VERN		O-SBK											
												2. Florian PICHON		4. Alexandre CANU									
1	1	9:38.974	8:05.319	35.951	23.287	<b>34.417</b>	9:38.974	1	1	9:38.974	8:05.319	35.951	23.287	<b>34.417</b>	9:38.974								
2	1	<b>1:51.993</b>	19.196	<b>35.059</b>	23.320	34.418	11:30.967	2	1	<b>1:51.993</b>	19.196	<b>35.059</b>	23.320	34.418	11:30.967								
3	1	1:53.081	19.240	35.360	23.721	34.760	13:24.048	3	1	1:53.081	19.240	35.360	23.721	34.760	13:24.048								
4	1	1:52.833	19.024	35.254	24.001	34.554	15:16.881	4	1	1:52.833	19.024	35.254	24.001	34.554	15:16.881								
5	1	1:52.112	<b>19.015</b>	35.318	23.246	34.533	17:08.993	5	1	1:52.112	<b>19.015</b>	35.318	23.246	34.533	17:08.993								
6	1	1:52.084	19.108	35.171	<b>23.232</b>	34.573	19:01.077	6	1	1:52.084	19.108	35.171	<b>23.232</b>	34.573	19:01.077								
7	1	2:23.648 <b>B</b>	20.540	41.501	24.997	56.610	21:24.725	7	1	2:23.648 <b>B</b>	20.540	41.501	24.997	56.610	21:24.725								
<b>116</b> <b>EMT17</b> YAMAHA YZF R-6																							
1. Mehdi CHOLET				3. Emeline PERRIER				SSP6															
2. Jonathan PERRIER				4. Hervé ROYER																			
1	1	2:29.003	40.388	42.487	27.368	38.760	2:29.003	<b>232</b> <b>2332 Racing</b> YAMAHA YZF R-1															
2	1	2:06.735	22.465	39.442	26.847	37.981	4:35.738	1. Thomas QUODBACH		3. Jean-Michel PONCELET		SST1											
3	1	2:04.542	21.585	38.497	25.832	38.628	6:40.280	2. Raphaël BILEM		4. Tonino SABIA													
4	1	2:03.819	21.457	38.595	26.363	<b>37.404</b>	8:44.099	1	1	4:31.738	2:47.972	40.778	26.194	36.794	4:31.738								
5	1	<b>2:03.746</b>	21.908	38.027	25.923	37.888	10:47.845	2	1	1:56.224	21.018	35.877	24.035	35.294	6:27.962								
6	1	2:03.796	<b>21.442</b>	<b>37.945</b>	26.058	38.351	12:51.641	3	1	1:55.329	19.879	36.184	24.055	35.211	8:23.291								
7	1	2:03.937	21.566	38.683	<b>25.795</b>	37.893	14:55.578	4	1	1:57.126	20.505	37.113	23.987	35.521	10:20.417								
8	1	2:04.286	21.601	38.325	26.443	37.917	16:59.864	5	1	1:55.008	20.117	35.889	24.022	34.980	12:15.425								
9	1	2:17.650 <b>B</b>	21.696	38.143	26.857	50.954	19:17.514	6	1	1:54.394	20.046	35.431	23.925	34.992	14:09.819								
<b>119</b> <b>Zoo Riders Team</b> KAWASAKI ZX10R																							
1. Romain LASSAUSAIE				3. Alexandre COLONGE				SST1															
2. Pascal RIGAUD				4. Pierre MAILLOT																			
1	1	6:31.214	4:50.993	39.473	24.205	36.543	6:31.214	7	1	1:54.512	20.006	35.746	<b>23.647</b>	35.113	16:04.331								
2	1	1:56.612	20.220	36.082	24.272	36.038	8:27.826	8	1	<b>1:53.696</b>	<b>19.770</b>	<b>35.345</b>	23.808	<b>34.773</b>	17:58.027								
3	1	1:57.087	20.605	36.302	24.114	36.066	10:24.913	9	1	1:56.003	20.009	36.167	24.025	35.802	19:54.030								
4	1	<b>1:56.078</b>	<b>20.070</b>	36.171	24.143	<b>35.694</b>	12:20.991	10	1	2:38.694 <b>B</b>	20.138	36.001	24.151	1:18.404	22:32.724								
5	1	1:56.219	20.111	<b>35.867</b>	<b>24.094</b>	36.147	14:17.210	<b>294</b> <b>JOJ Racing Team</b> KAWASAKI ZX10RR															
6	1	2:14.510 <b>B</b>	20.141	36.764	24.898	52.707	16:31.720	1. Sascha GALLERT		3. Michiel BURGER		EWC											
7	1	4:51.587	3:14.484	36.680	24.404	36.019	21:23.307	2. Billy HILPERT		4. Daniel VERMAAS													
8	1	1:59.025	20.832	37.169	24.732	36.292	23:22.332	1	1	2:44.343	1:04.212	38.056	25.316	36.759	2:44.343								
9	1	1:57.409	20.121	36.467	24.290	36.531	25:19.741	2	1	1:55.446	20.011	35.723	24.221	35.491	4:39.789								
10	1	1:57.993	20.345	36.560	24.456	36.632	27:17.734	3	1	1:58.516	20.176	36.240	25.416	36.684	6:38.305								
11	1	2:00.613	20.325	37.888	25.097	37.303	29:18.347	4	1	1:54.950	19.906	35.651	24.008	35.385	8:33.255								
																5	1	1:54.811	20.068	35.593	23.808	<b>35.342</b>	10:28.066



# CIRCUIT DE BARCELONA-CATALUNYA

## 24H DE CATALUNYA DE MOTOCICLISME 2024

### Qualifying Practice Blue

### Sector Analysis

— Invalidated Lap

■ Personal Best

■ Session Best

**B** Crossing the pit lane

Lap	R	Time	Sector 1	Sector 2	Sector 3	Sector 4	Elapsed	Lap	R	Time	Sector 1	Sector 2	Sector 3	Sector 4	Elapsed
6	1	2:27.759 <b>B</b>	20.481	36.914	25.416	1:04.948	12:55.825								
7	1	4:35.690	2:58.250	36.331	25.019	36.090	17:31.515								
8	1	1:58.048	19.950	35.837	24.458	37.803	19:29.563								
9	1	<b>1:54.010</b>	<b>19.860</b>	<b>35.213</b>	<b>23.502</b>	35.435	21:23.573								
10	1	2:17.231 <b>B</b>	21.440	38.093	25.110	52.588	23:40.804								

<b>333</b>	<b>NRT Endurance</b>	YAMAHA YZF R-1			
	1. Cyril LEROUX	3. Adrien LESAUVAGE	O-SBK		
	2. Marc LEROY	4. Cyril LEPAND			

1	1	7:36.375	5:58.060	37.355	24.594	36.366	7:36.375
2	1	1:56.839	20.251	36.360	24.121	36.107	9:33.214
3	1	1:56.378	20.063	36.217	24.118	35.980	11:29.592
4	1	1:56.547	20.037	36.265	23.993	36.252	13:26.139
5	1	1:56.409	20.160	36.454	24.160	35.635	15:22.548
6	1	2:12.041 <b>B</b>	20.554	37.201	24.744	49.542	17:34.589
7	1	4:32.210	2:54.714	37.185	24.413	35.898	22:06.799
8	1	1:56.408	20.137	36.446	24.115	35.710	24:03.207
9	1	<b>1:55.109</b>	<b>19.974</b>	<b>35.902</b>	23.711	35.522	25:58.316
10	1	1:55.302	20.048	36.072	<b>23.670</b>	<b>35.512</b>	27:53.618
11	1	1:55.765	20.032	36.144	23.911	35.678	29:49.383
12	1	1:56.373	20.303	36.292	23.836	35.942	31:45.756