

# CIRCUIT DE BARCELONA-CATALUNYA

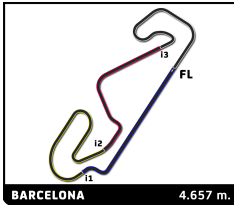
## 24H DE CATALUNYA DE MOTOCICLISME 2024

### Qualifying Practice Yellow

### Sector Analysis

— Invalidated Lap    ■ Personal Best    ■ Session Best    B Crossing the pit lane

Lap	R	Time	Sector 1	Sector 2	Sector 3	Sector 4	Elapsed	Lap	R	Time	Sector 1	Sector 2	Sector 3	Sector 4	Elapsed	
<b>1</b>	<b>FR Moto Racing Team</b> YAMAHA YZF R-1							EWC	4	2	<b>1:53.739</b>	19.845	35.600	<b>23.526</b>	<b>34.768</b>	14:48.056
	1. Pedro RODRIGUEZ		3. David SANCHIS						5	2	1:54.436	19.763	36.123	23.558	34.992	16:42.492
	2. Daniel GONZALEZ		4. Doriano VIETTI						6	2	2:25.600 B	<b>19.576</b>	35.771	24.065	1:06.188	19:08.092
	1	2	3:10.422	1:39.776	34.113	23.062	33.471		3:10.422							
	2	2	1:47.896	18.528	33.259	22.340	33.769		4:58.318							
	3	2	1:45.987	18.354	33.080	22.018	32.535		6:44.305							
	4	2	1:46.522	18.419	33.132	22.363	32.608		8:30.827							
	5	2	1:45.729	18.316	32.978	21.917	32.518		10:16.556							
	6	2	1:46.257	18.304	33.081	22.272	32.600		12:02.813							
	7	2	2:02.203 B	18.640	35.123	22.742	45.698		14:05.016							
	8	2	8:43.940 B	6:53.679	35.047	24.290	50.924		22:48.956							
	9	2	7:06.809	5:35.016	35.466	22.916	33.411		29:55.765							
	10	2	1:45.675	18.432	33.034	21.856	<b>32.353</b>		31:41.440							
	11	2	1:45.658	18.211	32.914	21.900	32.633		33:27.098							
12	2	<b>1:45.124</b>	18.285	<b>32.726</b>	<b>21.751</b>	32.362	35:12.222									
13	2	1:45.592	<b>18.172</b>	33.184	21.862	32.374	36:57.814									
<b>3</b>	<b>Kawasaki Catala Aclam</b> KAWASAKI ZX10R							EWC								
	1. Julien PILOT		3. Dani SAEZ													
	2. Gabriel PONS		4. Max SCHMIDT													
	1	2	3:24.696	1:53.754	34.605	22.353	33.984		3:24.696							
	2	2	1:47.860	18.812	33.625	<b>22.058</b>	33.365		5:12.556							
	3	2	1:48.970	18.793	33.539	22.436	34.202		7:01.526							
	4	2	1:47.837	18.772	33.675	22.209	33.181		8:49.363							
	5	2	2:17.290 B	18.815	33.680	22.236	1:02.559		11:06.653							
	6	2	7:02.976	5:32.728	34.029	22.694	33.525		18:09.629							
	7	2	1:48.637	18.707	33.460	22.256	34.214		19:58.266							
	8	2	2:02.486 B	18.700	33.708	22.652	47.426		22:00.752							
	9	2	8:41.408	7:11.201	33.934	22.967	33.306		30:42.160							
	10	2	1:47.950	18.730	<b>33.360</b>	22.218	33.642		32:30.110							
	11	2	<b>1:47.550</b>	18.679	33.655	22.093	33.123		34:17.660							
12	2	1:47.902	<b>18.628</b>	33.524	22.085	33.665	36:05.562									
13	2	1:47.593	18.697	33.482	22.300	<b>33.114</b>	37:53.155									
<b>4</b>	<b>Yamalube Folch Endurance</b> YAMAHA YZF R-1							EWC								
	1. David CHECA		3. Camille HEDELIN													
	2. Marc MIRALLES		4. Joan ZAMORANO													
	1	2	1:58.193	25.965	34.898	23.116	34.214		1:58.193							
	2	2	1:49.579	18.774	34.162	22.933	33.710		3:47.772							
	3	2	1:49.547	18.953	34.385	22.559	33.650		5:37.319							
	4	2	2:01.991 B	18.899	34.545	23.411	45.136		7:39.310							
	5	2	10:10.461	8:39.046	34.749	23.023	33.643		17:49.771							
	6	2	1:48.868	18.919	33.903	22.760	33.286		19:38.639							
	7	2	2:05.110 B	18.679	33.729	22.398	50.304		21:43.749							
	8	2	8:12.504	6:41.155	35.090	22.864	33.395		29:56.253							
	9	2	1:47.466	18.757	33.550	<b>22.145</b>	<b>33.014</b>		31:43.719							
	10	2	<b>1:47.416</b>	18.652	<b>33.506</b>	22.188	33.070		33:31.135							
	11	2	1:47.485	<b>18.489</b>	33.630	22.210	33.156		35:18.620							
12	2	1:47.580	18.615	33.597	22.200	33.168	37:06.200									
<b>7</b>	<b>TSB Motos</b> KAWASAKI ZX10R							SST1								
	1. Marc LOPEZ		3. Oscar AMADO													
	2. Angel ARRIBAS		4. Domenech VENTURA													
	1	2	9:05.012	7:25.392	38.514	24.588	36.518		9:05.012							
2	2	1:55.182	20.262	36.209	23.799	34.912	11:00.194									
3	2	1:54.123	19.875	<b>35.565</b>	23.549	35.134	12:54.317									
<b>8</b>	<b>Team Bolliger Switzerland #8</b> KAWASAKI ZX10R							EWC								
	1. Nico THÖNI		3. Alex TOLEDO													
	2. Pedro ROMERO															
	1	2	1:54.339	22.991	35.145	22.751	33.452		1:54.339							
2	2	1:47.134	18.553	33.359	21.984	33.238	3:41.473									
3	2	1:46.181	<b>18.242</b>	33.172	21.890	32.877	5:27.654									
4	2	2:02.686 B	18.415	34.469	23.515	46.287	7:30.340									
5	2	22:25.255	...	35.033	22.493	33.223	29:55.595									
6	2	<b>1:45.568</b>	18.299	<b>32.922</b>	21.874	<b>32.473</b>	31:41.163									
7	2	1:46.450	18.287	33.470	21.916	32.777	33:27.613									
8	2	1:45.790	18.379	32.945	<b>21.785</b>	32.681	35:13.403									
9	2	2:04.154 B	18.737	34.685	22.792	47.940	37:17.557									
<b>11</b>	<b>MV Racing Team</b> KAWASAKI ZX10R							O-SBK								
	1. Julien LENOCI		3. Yvon MANIFESTI													
	2. Marc BUISSON		4. Joachim DE LAFORCE													
	1	2	3:31.703	1:51.195	38.311	25.420	36.777		3:31.703							
	2	2	1:56.832	20.463	36.373	24.221	<b>35.775</b>		5:28.535							
	3	2	<b>1:56.413</b>	<b>19.828</b>	<b>36.210</b>	<b>24.126</b>	36.249		7:24.948							
	4	2	1:56.865	19.902	36.401	24.389	36.173		9:21.813							
	5	2	2:33.841 B	27.584	38.943	24.547	1:02.767		11:55.654							
	6	2	3:48.444	2:10.234	36.993	24.712	36.505		15:44.098							
	7	2	1:57.311	20.233	36.952	24.222	35.904		17:41.409							
8	2	1:57.258	20.309	36.547	24.537	35.865	19:38.667									
9	2	2:21.361 B	20.879	38.382	25.590	56.510	22:00.028									
<b>13</b>	<b>FRT - Endurance</b> YAMAHA YZF R-1							EWC								
	1. Anthony ASTESENA		3. Maxime MERIOT													
	2. Jeremy CABIBBD		4. Julien BACCINI													
	1	2	6:22.829	4:44.678	36.964	24.671	36.516		6:22.829							
	2	2	1:56.129	20.240	35.959	24.498	35.432		8:18.958							
	3	2	<b>1:53.627</b>	19.812	35.304	<b>23.592</b>	34.919		10:12.585							
	4	2	1:54.471	<b>19.578</b>	35.503	23.919	35.471		12:07.056							
	5	2	1:53.711	20.009	<b>35.066</b>	23.732	<b>34.904</b>		14:00.767							
	6	2	1:54.589	19.991	35.448	23.864	35.286		15:55.356							
	7	2	2:40.826 B	20.327	36.542	24.241	1:19.716		18:36.182							
8	3	17:30.118	...	37.947	24.648	36.534	36:06.300									
9	3	2:33.079 B	19.981	36.393	24.676	1:12.029	38:39.379									
<b>18</b>	<b>Basomba Racing - Luso Ibérico I</b> YAMAHA YZF R-1							SST1								
	1. Lluís SALVADOR		3. Jules BLANC													
	2. Miguel ROMAO		4. Xavier MOLINES													
	1	2	2:45.512	1:06.185	38.146	25.304	35.877		2:45.512							
2	2	1:54.913	19.947	35.862	24.012	<b>35.092</b>	4:40.425									
3	2	<b>1:54.795</b>	19.980	<b>35.747</b>	<b>23.930</b>	35.138	6:35.220									
4	2	2:26.169 B	<b>19.788</b>	38.570	34.966	52.845	9:01.389									
<b>19</b>	<b>Bornes Racing Team 74 #19</b> YAMAHA YZF R-1							SST1								
	1. Nicolas DUVERNAY		3. Yann BEDONI													
	2. Yoan BERTHET		4. Lionel MANGIER													
1	2	3:44.871	2:03.245	38.188	26.092	37.346	3:44.871									
2	2	1:58.974	20.762	36.862	24.758	36.592	5:43.845									



# CIRCUIT DE BARCELONA-CATALUNYA

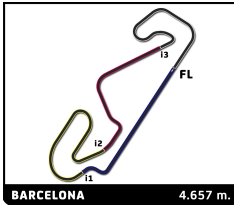
## 24H DE CATALUNYA DE MOTOCICLISME 2024

### Qualifying Practice Yellow

### Sector Analysis

— Invalidated Lap    ■ Personal Best    ■ Session Best    B Crossing the pit lane

Lap	R	Time	Sector 1	Sector 2	Sector 3	Sector 4	Elapsed	Lap	R	Time	Sector 1	Sector 2	Sector 3	Sector 4	Elapsed
3	2	1:59.185	20.739	36.927	24.942	36.577	7:43.030	9	2	2:27.889 B	21.415	37.431	29.764	59.279	22:43.121
4	2	1:57.993	20.563	36.663	24.708	36.059	9:41.023	10	2	8:04.368	6:24.189	38.159	25.116	36.904	30:47.489
5	2	<b>1:57.606</b>	<b>20.436</b>	<b>36.647</b>	<b>24.546</b>	<b>35.977</b>	11:38.629	11	2	<b>1:59.834</b>	21.192	<b>37.243</b>	<b>24.806</b>	<b>36.593</b>	32:47.323
6	2	2:12.276 B	20.875	36.654	24.952	49.795	13:50.905	12	2	2:00.488	21.204	37.353	25.031	36.900	34:47.811
7	2	9:28.291 B	7:26.539	40.617	26.967	54.168	23:19.196	13	2	2:15.963 B	21.269	38.393	25.668	50.633	37:03.774
<b>22</b> <b>Kfert 22</b> SUZUKI GSX-R SST1								<b>31</b> <b>Occit'Endurance</b> YAMAHA YZF R-1 SST1							
1. Kévin LUCAS				3. Jean-Jacques BERTAUD				1. Mickaël LOPEZ				3. João Paulo BAPTISTA			
2. Adrien BONHOMME				4. Jérémy BRANCHE				2. Julien BRAUGE				4. Quentin BRACQUEMART			
1	2	2:04.406	28.742	36.325	23.776	35.563	2:04.406	1	2	3:14.912	1:32.647	38.669	26.038	37.558	3:14.912
2	2	1:54.576	20.068	35.844	23.595	35.069	3:58.982	2	2	1:58.897	20.469	37.460	24.479	36.489	5:13.809
3	2	1:54.335	19.911	35.289	23.466	35.669	5:53.317	3	2	1:58.972	20.508	37.110	24.633	36.721	7:12.781
4	2	1:54.645	20.000	35.648	23.676	35.321	7:47.962	4	2	1:57.407	20.271	36.706	24.304	36.126	9:10.188
5	2	2:10.397 B	20.112	35.367	23.878	51.040	9:58.359	5	2	<b>1:57.281</b>	20.326	<b>36.581</b>	<b>24.299</b>	<b>36.075</b>	11:07.469
6	2	5:04.864	3:29.113	35.914	24.057	35.780	15:03.223	6	2	1:57.548	<b>20.209</b>	<b>36.555</b>	24.609	36.175	13:05.017
7	2	1:53.842	20.029	35.170	23.392	35.251	16:57.065	7	2	2:14.930 B	20.547	37.424	24.325	52.634	15:19.947
8	2	1:54.363	20.342	35.147	23.457	35.417	18:51.428	8	2	5:03.184	3:24.153	37.867	24.742	36.422	20:23.131
9	2	<b>1:53.028</b>	<b>19.761</b>	<b>35.128</b>	<b>23.169</b>	<b>34.970</b>	20:44.456	9	2	2:20.423 B	20.341	36.624	26.383	57.075	22:43.554
10	2	2:15.769 B	19.868	38.269	26.132	51.500	23:00.225	<b>32</b> <b>O4R Ducati Endurance Team Tou</b> DUCATI PANIGALE O-SBK							
1. Xavi LAYUNTA				3. Daniel CARRILLO				1. Mickael GENAIS				3. Bastian CAYRE			
2. Alejandro LOPEZ				4. Oscar LUQUE				2. Laurent PEYRAT				4. Jeremy SABATHE			
1	2	3:55.561	2:15.416	38.428	25.394	36.323	3:55.561	1	2	3:36.406 B	1:29.337	38.857	30.914	57.298	3:36.406
2	2	1:57.228	<b>20.029</b>	36.612	24.554	36.033	5:52.789	2	2	8:14.238	6:32.150	39.292	25.649	37.147	11:50.644
3	2	1:55.850	20.119	36.024	24.537	35.170	7:48.639	3	2	1:59.997	20.979	37.495	24.888	36.635	13:50.641
4	2	1:56.960	20.402	36.192	24.509	35.857	9:45.599	4	2	1:58.905	20.943	<b>36.916</b>	24.849	36.197	15:49.546
5	2	<b>1:54.302</b>	20.192	<b>35.784</b>	<b>23.513</b>	<b>34.813</b>	11:39.901	5	2	1:58.734	20.837	37.115	<b>24.640</b>	<b>36.142</b>	17:48.280
6	2	2:35.998 B	20.700	36.379	24.598	1:14.321	14:15.899	6	2	<b>1:58.590</b>	20.396	36.923	24.689	36.582	19:46.870
<b>26</b> <b>Moto Club de Gemenos</b> YAMAHA YZF R-1 EWC								<b>33</b> <b>Nawak Racing Team</b> YAMAHA YZF R-1 SST1							
1. Peter POLESSO				3. Pierre SCHAAL				1. Loic PINARDON				3. Sebastien LAUVERNIER			
2. Vincent SCHAAL				4. Bastien VIGNE				2. Nicolas CASAGRANDE				4. Florent DAURY			
1	2	5:44.610	4:07.313	36.290	24.583	36.424	5:44.610	1	2	2:10.627	32.719	37.149	24.471	36.288	2:10.627
2	2	1:55.716	20.153	36.001	23.818	35.744	7:40.326	2	2	1:56.429	20.220	36.411	24.249	35.549	4:07.056
3	2	1:54.864	19.710	35.595	24.056	35.503	9:35.190	3	2	1:55.472	20.102	36.108	23.960	35.302	6:02.528
4	2	1:52.993	19.402	35.238	23.369	34.984	11:28.183	4	2	1:55.073	20.015	35.951	23.856	35.251	7:57.601
5	2	1:53.148	19.485	35.074	23.437	35.152	13:21.331	5	2	1:56.129	19.899	36.028	23.907	36.295	9:53.730
6	2	2:08.677 B	19.883	35.448	24.235	49.111	15:30.008	6	2	1:57.006	20.038	36.062	24.920	35.986	11:50.736
7	2	7:47.254 B	5:40.484	41.581	25.067	1:00.122	23:17.262	7	2	2:12.722 B	21.456	37.135	24.818	49.313	14:03.458
8	2	7:02.972	5:28.070	36.012	23.679	35.211	30:20.234	8	2	3:22.695	1:45.722	37.335	24.168	35.470	17:26.153
9	2	1:53.246	19.790	35.120	23.445	34.891	32:13.480	9	2	1:54.475	20.051	35.746	23.858	<b>34.820</b>	19:20.628
10	2	1:52.390	19.540	<b>34.896</b>	23.256	34.698	34:05.870	10	2	1:56.512	20.227	36.273	24.285	35.727	21:17.140
11	2	1:52.304	19.653	35.036	<b>22.975</b>	34.640	35:58.174	11	2	2:20.179 B	21.117	37.435	26.033	55.594	23:37.319
12	2	<b>1:52.007</b>	<b>19.344</b>	34.946	23.157	<b>34.560</b>	37:50.181	12	2	6:25.878	4:50.544	36.138	24.120	35.076	30:03.197
<b>28</b> <b>Basomba Racing - Luso Ibérico II</b> YAMAHA YZF R-6 SSP6								13 2 1:54.619 19.915 35.873 23.779 35.052 31:57.816							
1. Wayne BOURGEOIS				3. Lionel CAZALS				14 2 <b>1:53.821</b> <b>19.847</b> <b>35.418</b> <b>23.529</b> 35.027 33:51.637				15 2 1:54.120 19.847 35.545 23.565 35.163 35:45.757			
2. Adrián DE LA PUERTA				4. Mathieu BOISDON				16 2 2:08.944 B 20.041 35.785 23.637 49.481 37:54.701							
1	2	2:58.881	1:15.018	40.149	26.053	37.661	2:58.881	<b>34</b> <b>Guiracing Endurance</b> SUZUKI GSX-R SST1							
2	2	2:02.757	21.569	38.575	25.435	37.178	5:01.638	1. Moran GUIRIEC				3. Jimmy OLLIVIER			
3	2	2:02.232	21.264	38.169	25.698	37.101	7:03.870	2. Rony SCHWARTZ				4. Robin DUPAU			
4	2	2:02.096	21.512	38.283	25.142	37.159	9:05.966	1	2	3:31.890	1:57.458	35.950	23.525	34.957	3:31.890
5	2	2:01.318	<b>21.149</b>	37.681	25.154	37.334	11:07.284	2	2	1:52.602	19.446	35.390	23.313	<b>34.453</b>	5:24.492
6	2	2:27.700 B	21.675	37.812	25.344	1:02.869	13:34.984	3	2	1:53.245	20.184	35.065	23.505	34.491	7:17.737
7	2	4:38.891	2:54.302	40.006	26.230	38.353	18:13.875	4	2	<b>1:52.396</b>	<b>19.266</b>	<b>34.842</b>	23.327	34.961	9:10.133
8	2	2:01.357	21.360	37.893	25.298	36.806	20:15.232								



# CIRCUIT DE BARCELONA-CATALUNYA

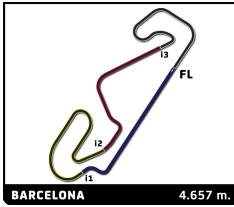
## 24H DE CATALUNYA DE MOTOCICLISME 2024

### Qualifying Practice Yellow

### Sector Analysis

— Invalidated Lap    ■ Personal Best    ■ Session Best    B Crossing the pit lane

Lap	R	Time	Sector 1	Sector 2	Sector 3	Sector 4	Elapsed	Lap	R	Time	Sector 1	Sector 2	Sector 3	Sector 4	Elapsed		
5	2	2:08.202	B	19.646	35.245	23.591	49.720	11:18.335	1	2	3:07.317	1:31.102	36.798	24.476	34.941	3:07.317	
6	2	7:40.083		6:05.887	35.654	23.429	35.113	18:58.418	2	2	1:53.518	19.518	<b>35.340</b>	23.688	34.972	5:00.835	
7	2	1:53.981		19.766	35.447	23.385	35.383	20:52.399	3	2	<b>1:52.655</b>	19.654	35.568	<b>23.203</b>	<b>34.230</b>	6:53.490	
8	2	2:24.348	B	20.365	40.041	25.352	58.590	23:16.747	4	2	2:16.562	B	<b>19.502</b>	36.122	24.621	56.317	9:10.052
9	2	9:15.300		7:40.667	35.715	23.793	35.125	32:32.047									
10	2	1:54.483		20.054	35.890	23.563	34.976	34:26.530									
11	2	1:52.586		19.778	35.090	<b>23.188</b>	34.530	36:19.116									
12	2	2:12.699	B	19.858	36.381	24.951	51.509	38:31.815									
<b>36</b> Institut Castellarnau KAWASAKI ZX10R 1.Alex VALLS O-SBK 2.Ivan ROMERO 3.Gastón GARCÍA 4.Jordi POCORULL																	
1	2	14:24.789		...	35.130	23.155	34.209	14:24.789	1	2	2:54.494	1:04.750	43.210	26.788	39.746	2:54.494	
2	2	1:50.300		<b>19.229</b>	34.642	22.665	33.764	16:15.089	2	2	2:05.056	21.182	39.548	25.410	38.916	4:59.550	
3	2	<b>1:50.071</b>		19.270	<b>34.391</b>	<b>22.657</b>	<b>33.753</b>	18:05.160	3	2	2:03.222	20.821	38.974	25.092	38.335	7:02.772	
4	2	2:32.695	B	19.381	35.348	23.763	1:14.203	20:37.855	4	2	2:01.904	21.199	38.129	25.280	37.296	9:04.676	
<b>41</b> RAC41 HONDA CBR 1000 R 1.Florian JOUBERT SST1 2.Kevin SIMONKLEIN 3.Frederic GUILLEN 4.Yann FROMAGER																	
1	2	4:23.738		2:44.441	38.333	24.530	36.434	4:23.738	1	2	2:00.456	28.147	35.203	23.081	34.025	2:00.456	
2	2	1:57.607		19.968	37.683	24.376	35.580	6:21.345	2	2	1:50.398	18.940	34.233	22.604	34.621	3:50.854	
3	2	1:55.078		19.887	35.907	23.879	35.405	8:16.423	3	2	1:51.348	18.939	<b>34.185</b>	23.885	34.339	5:42.202	
4	2	1:54.930		19.945	36.011	23.854	35.120	10:11.353	4	2	2:04.313	B	20.007	35.487	23.171	45.648	7:46.515
5	2	2:39.383	B	20.110	36.637	24.332	1:18.304	12:50.736	5	2	4:14.010	2:41.342	34.992	23.274	34.402	12:00.525	
6	2	6:17.123		4:36.859	39.252	24.978	36.034	19:07.859	6	2	1:51.305	18.893	34.617	23.031	34.764	13:51.830	
7	2	1:57.315		20.091	36.254	23.969	37.001	21:05.174	7	2	1:51.124	19.321	34.568	22.764	34.471	15:42.954	
8	2	2:20.884	B	21.623	38.297	25.657	55.307	23:26.058	8	2	<b>1:49.366</b>		<b>18.760</b>	34.406	<b>22.484</b>	<b>33.716</b>	17:32.320
9	2	7:09.990		5:32.756	37.124	23.919	36.191	30:36.048	9	2	2:08.546	B	19.325	36.978	23.369	48.874	19:40.866
10	2	1:55.806		19.917	35.960	23.743	36.186	32:31.854									
11	2	1:54.033		20.065	35.640	23.387	34.941	34:25.887									
12	2	1:53.164		<b>19.525</b>	35.566	23.317	<b>34.756</b>	36:19.051									
13	2	<b>1:53.145</b>		19.666	<b>35.471</b>	<b>23.233</b>	34.775	38:12.196									
<b>50</b> Bornes Racing Team 74 #50 YAMAHA YZF R-1 1.Stéphane GUICHON SST1 2.Hervé CHARVAUX 3.Tom ROCHARD 4.Franck PEREZ																	
1	2	4:17.150		2:28.115	38.210	25.766	45.059	4:17.150	1	2	1:54.481	23.133	35.131	22.828	33.389	1:54.481	
2	2	<b>2:04.898</b>		24.389	39.707	24.517	<b>36.285</b>	6:22.048	2	2	1:47.832	18.693	33.591	22.316	33.232	3:42.313	
3	2	3:09.236	B	<b>20.783</b>	<b>36.073</b>	<b>24.113</b>	1:48.267	9:31.284	3	2	1:47.822	18.945	33.759	22.160	32.958	5:30.135	
4	2	11:09.655	B	4:43.978	4:39.242	33.568	1:12.867	20:40.939	4	2	2:01.297	B	18.744	33.890	22.152	46.511	7:31.432
<b>55</b> Dream RT - Bridgestone HONDA CBR 1000 RR RS 1.Omar MARCET SST1 2.Jordi ESTEVE 3.Carlos CRUZ 4.Victor LÓPEZ																	
1	2	6:49.426		5:14.475	36.387	23.654	34.910	6:49.426	5	2	14:40.384	B	...	34.497	22.625	52.013	22:11.816
2	2	1:52.645		19.404	35.360	23.120	34.761	8:42.071	6	2	7:44.170	6:13.349	34.920	22.563	33.338	29:55.986	
3	2	1:54.990		20.184	35.458	24.255	35.093	10:37.061	7	2	1:47.266	18.690	33.420	22.161	32.995	31:43.252	
4	2	1:53.346		20.042	35.065	23.769	34.470	12:30.407	8	2	1:47.050	18.515	33.485	22.105	<b>32.945</b>	33:30.302	
5	2	<b>1:51.386</b>		<b>19.278</b>	<b>34.790</b>	<b>23.034</b>	<b>34.284</b>	14:21.793	9	2	1:47.033		<b>18.419</b>	33.645	<b>22.005</b>	32.964	35:17.335
6	2	1:52.914		19.309	35.387	23.450	34.768	16:14.707	10	2	<b>1:46.799</b>		18.512	<b>33.332</b>	22.009	32.946	37:04.134
7	2	2:14.415	B	20.184	37.533	24.989	51.709	18:29.122									
<b>56</b> SKAD Racing YAMAHA YZF R-1 1000 1.Steve BOULAIS SST1 2.Kevin OGOR 3.Antoine LE NET 4.Denis POULIN																	
1	2	10:46.254		9:10.792	35.908	23.742	35.812	10:46.254	1	2	10:46.254	9:10.792	35.908	23.742	35.812	10:46.254	
2	2	1:51.389		19.457	34.447	23.178	34.307	12:37.643	2	2	1:51.389	19.457	34.447	23.178	34.307	12:37.643	
3	2	1:52.178		19.282	35.277	23.342	34.277	14:29.821	3	2	1:52.178	19.282	35.277	23.342	34.277	14:29.821	
4	2	1:52.127		19.217	35.365	22.842	34.703	16:21.948	4	2	1:52.127	19.217	35.365	22.842	34.703	16:21.948	
5	2	1:50.690		19.163	34.321	22.905	34.301	18:12.638	5	2	1:50.690	19.163	34.321	22.905	34.301	18:12.638	
6	2	<b>1:50.026</b>		19.267	<b>34.110</b>	<b>22.826</b>	<b>33.823</b>	20:02.664	6	2	<b>1:50.026</b>	19.267	<b>34.110</b>	<b>22.826</b>	<b>33.823</b>	20:02.664	
7	2	2:08.338	B	<b>19.072</b>	34.153	22.577	52.536	22:11.002	7	2	2:08.338	B	<b>19.072</b>	34.153	22.577	52.536	22:11.002



# CIRCUIT DE BARCELONA-CATALUNYA

## 24H DE CATALUNYA DE MOTOCICLISME 2024

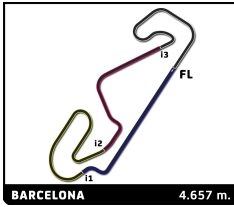
### Qualifying Practice Yellow

### Sector Analysis

— Invalidated Lap    ■ Personal Best    ■ Session Best    B Crossing the pit lane

Lap	R	Time	Sector 1	Sector 2	Sector 3	Sector 4	Elapsed	Lap	R	Time	Sector 1	Sector 2	Sector 3	Sector 4	Elapsed	
<b>70</b>	<b>Atlantic Racing Team</b> HONDA CBR RR															
	1. Emmanuel BOUCER		3. Jonathan PEREIRA		SST1											
	2. Jean FRANÇOIS		4. Aurelien CEBRON													
	1	2	3:43.702	2:00.920	39.987	26.091	36.704	3:43.702	3	2	1:58.748	20.511	37.107	24.540	36.590	7:43.231
	2	2	1:58.248	20.679	36.903	24.467	36.199	5:41.950	4	2	2:15.202 B	20.660	36.790	24.771	52.981	9:58.433
	3	2	1:56.773	20.245	36.726	24.120	35.682	7:38.723	5	2	2:27.552	50.088	36.667	24.242	36.555	12:25.985
<b>71</b>	<b>Team Cognage</b> HONDA CBR RR															
	1. Freddy BOULANGÉ		3. Pascal RABAUD		EWC											
	2. Philippe PAQUER		4. Damien MARMION													
	1	2	2:08.401	30.183	37.247	24.655	36.316	2:08.401	6	2	1:57.893	20.013	36.761	24.832	36.287	14:23.878
	2	2	1:57.017	20.219	36.649	24.426	35.723	4:05.418	7	2	1:59.075	20.127	37.094	24.789	37.065	16:22.953
	3	2	4:00.725 B	20.174	36.169	24.054	2:40.328	8:06.143	8	2	1:59.271	20.478	37.264	24.839	36.690	18:22.224
<b>72</b>	<b>B&amp;F Endurance Racing Sachsen</b> BMW M 1000 RR															
	1. Steffen FICKER		3. Philipp BUSCH		SST1											
	2. Maximilian SPITZER		4. Stefan GUT													
	1	2	3:28.752	1:51.791	37.555	23.916	35.490	3:28.752	9	2	2:18.208 B	20.802	37.352	24.946	55.108	20:40.432
	2	2	1:55.572	19.624	36.171	23.963	35.814	5:24.324								
	3	2	1:55.680	19.899	36.241	23.895	35.645	7:20.004								
<b>73</b>	<b>Friends &amp; Family Team</b> YAMAHA YZF R-1															
	1. Erik NACIMIENTO		3. Florian DAUZATS		O-SBK											
	2. François NOEL		4. Morgan ADELE													
	1	2	2:45.511	1:09.225	37.310	24.174	34.802	2:45.511								
	2	2	1:50.993	19.389	34.692	23.061	33.851	4:36.504								
	3	2	2:11.334 B	20.268	35.643	23.147	52.276	6:47.838								
<b>74</b>	<b>Dream RT - Martimotos.com</b> HONDA CBR 1000 R															
	1. Joaquín LOPEZ		3. Raul DE ARRIBA		SST1											
	2. Sergi BOU		4. Felix MORENO													
	1	2	2:40.669	1:02.546	37.794	24.481	35.848	2:40.669								
	2	2	1:55.652	19.949	36.317	24.018	35.368	4:36.321								
	3	2	1:59.351	20.354	37.566	26.181	35.250	6:35.672								
<b>75</b>	<b>Martimotos.com 77</b> YAMAHA R6R															
	1. Lancelot UNISSART		3. Antoine BELLARDIE		SSP6											
	2. Killian TROADEC		4. Berenguer MULLER													
	1	2	7:28.569	5:51.875	36.496	24.493	35.705	7:28.569								
	2	2	1:56.526	20.802	36.206	24.194	35.324	9:25.095								
	3	2	1:56.255	20.770	35.911	24.099	35.475	11:21.350								
<b>76</b>	<b>LPB Team</b> BMW S1000RR															
	1. Norman CHELL		3. Ali KADARI		EWC											
	2. Kevin LE VERN		4. Simon ARNAUD													
	1	2	3:45.598	2:04.913	38.133	24.982	37.570	3:45.598								
	2	2	1:58.885	20.479	36.921	24.395	37.090	5:44.483								
	3	2	1:59.135	21.040	36.760	25.006	36.329	7:54.014								
<b>77</b>	<b>Martimotos.com 81</b> YAMAHA R6R															
	1. Benjamin CIVRAY		3. Kewin JACOBY		SSP6											
	2. Titouan TROADEC		4. Julien LENOBLE													
	1	2	7:31.562	5:52.749	37.212	24.981	36.620	7:31.562								
	2	2	1:58.197	20.694	36.808	24.518	36.177	9:29.759								
	3	2	1:57.971	20.582	36.740	24.615	36.034	11:27.730								
<b>78</b>	<b>Team Etone RN3 YAM</b> YAMAHA YZF R-1															
	1. David FEVEIREIRO		3. Fabien TOMEZYK		SST1											
	2. Nicolas DAILLY		4. Yoann BOURACHDENE													
	1	2	4:02.232	2:24.376	37.388	24.562	35.906	4:02.232								
	2	2	1:55.611	20.140	36.018	24.046	35.407	5:57.843								
	3	2	2:34.082 B	20.249	35.587	24.305	1:13.941	8:31.925								
<b>79</b>	<b>Die Glorreichen Sieben</b> YAMAHA YZF R-1															
	1. Ralf UHLIG		3. Max MENZEL		SST1											
	2. Sven MENZEL		4. Frank UHLIG													
	1	2	3:51.983	2:09.342	39.658	25.711	37.272	3:51.983								
	2	2	2:02.896	21.689	37.868	24.919	38.420	5:54.879								
	3	2	1:59.556	20.609	36.996	25.291	36.660	9:53.570								
<b>80</b>	<b>Die Glorreichen Sieben</b> YAMAHA YZF R-1															
	1. Ralf UHLIG		3. Max MENZEL		SST1											
	2. Sven MENZEL		4. Frank UHLIG													
	1	2	1:57.854	20.692	36.513	24.511	36.138	15:23.968								
	2	2	2:14.046 B	20.767	37.118	25.140	51.021	17:38.014								
	3	2	1:57.007	20.460	35.748	24.340	36.459	15:06.533								
<b>81</b>	<b>Team Etone RN3 YAM</b> YAMAHA YZF R-1															
	1. David FEVEIREIRO		3. Fabien TOMEZYK		SST1											
	2. Nicolas DAILLY		4. Yoann BOURACHDENE													
	1	2	1:57.942	20.192	37.585	24.486	35.679	17:04.475								
	2	2	1:56.089	20.804	35.882	23.985	35.418	19:00.564								
	3	2	2:18.898 B	21.184	38.133	25.824	53.757	21:19.462								
<b>82</b>	<b>Die Glorreichen Sieben</b> YAMAHA YZF R-1															
	1. Ralf UHLIG		3. Max MENZEL		SST1											
	2. Sven MENZEL		4. Frank UHLIG													
	1	2	1:57.942	20.192	37.585	24.486	35.679	17:04.475								
	2	2	1:56.089	20.804	35.882	23.985	35.418	19:00.564								
	3	2	2:18.898 B	21.184	38.133	25.824	53.757	21:19.462								
<b>83</b>	<b>Die Glorreichen Sieben</b> YAMAHA YZF R-1															
	1. Ralf UHLIG		3. Max MENZEL		SST1											
	2. Sven MENZEL		4. Frank UHLIG													
	1	2	1:57.942	20.192	37.585	24.486	35.679	17:04.475								
	2	2	1:56.089	20.804	35.882	23.985	35.418	19:00.564								
	3	2	2:18.898 B	21.184	38.133	25.824	53.757	21:19.462								





# CIRCUIT DE BARCELONA-CATALUNYA

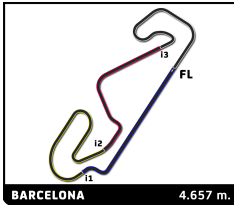
## 24H DE CATALUNYA DE MOTOCICLISME 2024

### Qualifying Practice Yellow

### Sector Analysis

— Invalidated Lap    ■ Personal Best    ■ Session Best    B Crossing the pit lane

Lap	R	Time	Sector 1	Sector 2	Sector 3	Sector 4	Elapsed	Lap	R	Time	Sector 1	Sector 2	Sector 3	Sector 4	Elapsed											
<b>84 Team Hulk</b> BMW S1000RR SST1																										
1. Sebastien PICOT			3. Yannick PARISSOT						2. 2:00.840			21.450			38.107			24.887			36.396			6:35.135		
2. Francis PERRIER			4. Alexandre PERRIER						3. 2:01.735			21.594			38.527			25.546			36.068			8:36.870		
									4. 2:1:58.429			21.002			37.348			24.610			36.168			10:35.998		
									5. 2:1:58.366			21.025			37.380			24.655			36.240			12:35.298		
									6. 2:2:31.797 B			20.654			36.949			25.171			36.462			14:34.534		
									7. 2:2:00.187			21.154			38.196			24.868			35.969			16:34.721		
									8. 2:1:58.804			21.076			37.087			24.580			36.061			18:33.525		
									9. 2:1:57.211			20.415			36.683			24.372			35.741			20:30.736		
									10. 2:2:25.927 B			20.738			37.716			27.168			1:00.305			22:56.663		
									11. 2:9:34.922			7:54.662			38.313			25.234			36.713			32:31.585		
									12. 2:2:00.383			21.128			37.509			24.940			36.806			34:31.968		
									13. 2:1:58.943			21.003			37.200			24.560			36.180			36:30.911		
									14. 2:2:29.843 B			21.836			39.731			26.371			1:01.905			39:00.754		
<b>95 Terrassa Exit - CET SXX</b> YAMAHA R6R SSP6																										
1. Jeroni BASTÉ			3. Mario LITRAN						1. 2:3:01.479			1:18.949			38.887			26.005			37.638			3:01.479		
2. Jean-Paul FRITSCH			4. Toni ANGULO						2. 2:2:01.619			21.286			37.878			25.749			36.706			5:03.098		
									3. 2:2:00.898			21.316			37.235			25.890			36.457			7:03.996		
									4. 2:2:01.127			21.685			37.283			25.256			36.903			9:05.123		
									5. 2:2:00.360			21.604			36.970			25.280			36.506			11:05.483		
									6. 2:2:00.036			21.248			36.810			25.639			36.339			13:05.519		
									7. 2:2:15.430 B			21.279			36.669			25.323			52.159			15:20.949		
<b>98 CAP Endurance</b> YAMAHA YZF R-1 SST1																										
1. Anthony BOIRA			3. Nicolas TAULEIGNE						1. 2:2:14.325			35.888			37.672			24.780			35.985			2:14.325		
2. Julien BALLESTER			4. Norian JANVIER						2. 2:1:56.074			20.071			36.228			24.432			35.343			4:10.399		
									3. 2:1:55.379			19.698			36.180			24.306			35.195			6:05.778		
									4. 2:1:55.821			19.820			36.115			24.325			35.561			8:01.599		
									5. 2:1:55.839			20.025			35.893			24.401			35.520			9:57.438		
									6. 2:1:55.560			19.991			36.008			24.142			35.419			11:52.998		
									7. 2:1:58.808			20.258			37.137			24.623			36.790			13:51.806		
									8. 2:1:57.887			20.399			36.392			25.030			36.066			15:49.693		
									9. 2:1:55.703			19.926			36.039			24.326			35.412			17:45.396		
									10. 2:1:56.447			20.036			36.325			24.486			35.600			19:41.843		
									11. 2:2:14.682 B			20.167			36.634			24.822			53.059			21:56.525		
<b>99 CMT Racing #99</b> BMW S1000RR SST1																										
1. Mickael BARADON			3. Erik GUITTARD						1. 2:9:50.691			8:08.970			38.769			25.481			37.471			9:50.691		
2. Arnaud BIEUX			4. Cedric DELAUNAY						2. 2:2:01.076			20.926			37.632			25.524			36.994			11:51.767		
									3. 2:1:59.913			20.712			37.209			25.118			36.874			13:51.680		
									4. 2:1:59.471			21.221			36.883			24.812			36.555			15:51.151		
									5. 2:2:25.980 B			20.987			38.738			26.171			1:00.084			18:17.131		
									6. 2:19:53.893			...			38.740			25.103			37.606			38:11.024		
<b>100 Team Thy Racing</b> KAWASAKI ZX10R SST1																										
1. Gaëlle REMY			3. Julie BERNARD						1. 2:2:21.204			33.851			40.744			26.979			39.630			2:21.204		
2. Marlene GARNIER									2. 2:2:07.432			21.957			39.844			26.669			38.962			4:28.636		
									3. 2:2:06.274			21.766			39.533			26.347			38.628			6:34.910		
									4. 2:2:05.668			21.308			38.974			26.415			38.971			8:40.578		
<b>93 Team RB Racing</b> HONDA CBR 1000 SST1																										
1. Eric SERVICNE			3. Franck RODRIGUEZ						1. 2:4:34.295			2:50.907			40.407			25.913			37.068			4:34.295		
2. Christophe TROSZCZYNSKI			4. Sébastien PAVOUX																							



# CIRCUIT DE BARCELONA-CATALUNYA

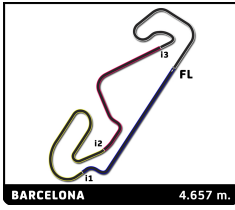
## 24H DE CATALUNYA DE MOTOCICLISME 2024

### Qualifying Practice Yellow

### Sector Analysis

— Invalidated Lap   ■ Personal Best   ■ Session Best   B Crossing the pit lane

Lap	R	Time	Sector 1	Sector 2	Sector 3	Sector 4	Elapsed	Lap	R	Time	Sector 1	Sector 2	Sector 3	Sector 4	Elapsed
<b>112 Team LCR Endurance</b> YAMAHA YZF R-1															
1. Julien LEYNINGER      3. Baptiste FALGEROLES															
2. Gino CASTINEL        4. Christophe BOUTIM															
5	2	2:07.719	22.072	39.504	27.082	39.061	10:48.297	1	2	9:08.908	7:29.860	37.555	24.862	36.631	9:08.908
6	2	2:06.510	21.541	39.578	26.437	38.954	12:54.807	2	2	1:58.241	20.409	36.861	24.121	36.850	11:07.149
7	2	2:06.492	22.003	39.044	26.238	39.207	15:01.299	3	2	1:55.954	<b>19.957</b>	36.456	23.841	35.700	13:03.103
8	2	2:12.208	21.947	44.569	27.249	<b>38.443</b>	17:13.507	4	2	1:56.630	20.548	36.242	24.052	35.788	14:59.733
9	2	2:06.277	21.416	39.394	26.112	39.355	19:19.784	5	2	1:57.303	20.249	37.076	24.305	35.673	16:57.036
10	2	2:24.363 B	22.059	<b>38.521</b>	<b>25.911</b>	57.872	21:44.147	6	2	<b>1:55.491</b>	19.985	36.157	<b>23.726</b>	<b>35.623</b>	18:52.527
								<b>210 Team Grip Attack</b> HONDA CBR							
								1. Raphaël SIBOLDI      3. Raphaël MARTINEZ							
								2. Quentin WISNIEWSKI      4. Eddy GALVEZ							
1	2	2:06.545	30.386	37.063	23.824	35.272	2:06.545	1	2	2:50.869	1:10.553	37.896	25.473	36.947	2:50.869
2	2	1:53.383	19.595	35.468	23.213	35.107	3:59.928	2	2	1:55.578	20.160	36.079	<b>23.841</b>	35.498	4:46.447
3	2	1:53.038	19.615	35.058	23.022	35.343	5:52.966	3	2	<b>1:53.803</b>	<b>19.351</b>	<b>35.675</b>	23.865	<b>34.912</b>	6:40.250
4	2	1:51.827	19.367	34.775	23.093	34.592	7:44.793	4	2	2:11.326 B	19.850	36.185	25.880	49.411	8:51.576
5	2	2:03.453	19.319	37.235	27.068	39.831	9:48.246								
6	2	1:51.799	19.310	34.891	23.030	34.568	11:40.045								
7	2	<b>1:51.419</b>	19.416	<b>34.677</b>	<b>22.937</b>	<b>34.389</b>	13:31.464								
8	2	1:51.583	<b>19.199</b>	34.785	23.015	34.584	15:23.047								
9	2	1:55.803	19.210	35.994	25.139	35.460	17:18.850								
10	2	2:22.824 B	19.228	35.703	23.875	1:04.018	19:41.674								
<b>115 TIER Yamaha</b> YAMAHA YZF R-1															
1. Ryan MAHER            3. Christian GENTIL															
2. Joe AKROYD            4. Alan KENNY															
1	2	1:55.791	23.661	35.170	23.194	33.766	1:55.791	1	2	2:58.688	1:22.358	36.375	23.810	36.145	2:58.688
2	2	1:49.939	19.158	34.014	23.302	33.465	3:45.730	2	2	1:53.890	19.887	35.480	23.820	34.703	4:52.578
3	2	1:48.876	19.198	33.743	22.599	33.336	5:34.606	3	2	<b>1:51.753</b>	19.450	<b>34.690</b>	23.276	<b>34.337</b>	6:44.331
4	2	1:48.558	<b>18.796</b>	33.823	22.662	33.277	7:23.164	4	2	1:54.237	<b>19.354</b>	35.425	23.673	35.785	8:38.568
5	2	<b>1:48.408</b>	19.083	<b>33.642</b>	<b>22.472</b>	<b>33.211</b>	9:11.572	5	2	1:52.386	19.571	35.062	23.243	34.510	10:30.954
6	2	2:06.397 B	18.879	34.120	22.646	50.752	11:17.969	6	2	1:51.946	19.539	34.816	<b>23.073</b>	34.518	12:22.900
<b>116 EMT17</b> YAMAHA YZF R-6															
1. Mehdi CHOLET        3. Emeline PERRIER															
2. Jonathan PERRIER    4. Hervé ROYER															
1	2	2:50.992	1:01.864	42.163	28.008	38.957	2:50.992	1	2	2:38.848	58.507	38.163	25.563	36.615	2:38.848
2	2	<b>2:07.851</b>	22.715	39.772	<b>26.551</b>	<b>38.813</b>	4:58.843	2	2	1:57.096	20.518	36.507	24.416	<b>35.655</b>	4:35.944
3	2	2:25.352 B	<b>22.599</b>	<b>39.356</b>	27.157	56.240	7:24.195	3	2	2:02.435	20.596	37.581	27.118	37.140	6:38.379
								4	2	2:02.507	20.417	36.912	26.209	38.969	8:40.886
								5	2	1:58.303	21.322	36.614	24.553	35.814	10:39.189
								6	2	<b>1:56.524</b>	20.521	<b>36.108</b>	<b>24.232</b>	35.663	12:35.713
								7	2	2:03.699	21.012	36.622	25.109	40.956	14:39.412
								8	2	1:58.710	<b>20.400</b>	36.976	24.621	36.713	16:38.122
								9	2	1:58.674	21.211	36.888	24.478	36.097	18:36.796
<b>119 Zoo Riders Team</b> KAWASAKI ZX10R															
1. Romain LASSAUSAIE    3. Alexandre COLONGE															
2. Pascal RIGAUD        4. Pierre MAILLOT															
1	2	3:26.772	1:46.680	38.442	25.204	36.446	3:26.772	1	2	1:58.054	25.153	35.235	23.055	<b>34.611</b>	1:58.054
2	2	1:57.279	20.502	36.767	24.176	35.834	5:24.051	2	2	1:53.308	19.357	34.857	<b>22.797</b>	36.297	3:51.362
3	2	1:56.549	20.483	36.487	<b>23.980</b>	35.599	7:20.600	3	2	1:52.108	<b>19.011</b>	<b>34.560</b>	23.206	35.331	5:43.470
4	2	1:55.651	<b>19.835</b>	36.074	24.327	35.415	9:16.251	4	2	1:52.571	19.187	35.214	23.307	34.863	7:36.041
5	2	<b>1:55.283</b>	19.995	<b>35.970</b>	24.002	<b>35.316</b>	11:11.534	5	2	1:53.632	19.471	34.596	24.252	35.313	9:29.673
6	2	1:58.289	20.586	36.793	24.826	36.084	13:09.823	6	2	1:51.634	19.183	34.798	22.928	34.725	11:21.307
7	2	1:59.022	21.020	37.034	24.884	36.084	15:08.845	7	2	<b>1:51.613</b>	19.116	34.613	22.806	35.078	13:12.920
8	2	2:00.564	20.035	39.022	25.040	36.467	17:09.409	8	2	2:09.462 B	19.055	34.981	23.069	52.357	15:22.382
9	2	1:57.167	20.118	36.681	24.960	35.408	19:06.576	9	2	3:22.834	1:49.053	35.764	23.078	34.939	18:45.216
10	2	1:56.875	20.032	36.198	24.135	36.510	21:03.451	10	2	6:43.412 B	19.311	34.690	22.873	5:26.538	25:28.628
11	2	2:22.161 B	20.752	37.192	24.876	59.341	23:25.612								
								<b>294 JOJ Racing Team</b> KAWASAKI ZX10RR							
								1. Sascha GALLERT      3. Michiel BURGER							
								2. Billy HILPERT        4. Daniel VERMAAS							
1	2	1:58.054	25.153	35.235	23.055	<b>34.611</b>	1:58.054	1	2	1:58.054	25.153	35.235	23.055	<b>34.611</b>	1:58.054
2	2	1:53.308	19.357	34.857	<b>22.797</b>	36.297	3:51.362	2	2	1:53.308	19.357	34.857	<b>22.797</b>	36.297	3:51.362
3	2	1:52.108	<b>19.011</b>	<b>34.560</b>	23.206	35.331	5:43.470	3	2	1:52.108	<b>19.011</b>	<b>34.560</b>	23.206	35.331	5:43.470
4	2	1:52.571	19.187	35.214	23.307	34.863	7:36.041	4	2	1:52.571	19.187	35.214	23.307	34.863	7:36.041
5	2	1:53.632	19.471	34.596	24.252	35.313	9:29.673	5	2	1:53.632	19.471	34.596	24.252	35.313	9:29.673
6	2	1:51.634	19.183	34.798	22.928	34.725	11:21.307	6	2	1:51.634	19.183	34.798	22.928	34.725	11:21.307
7	2	<b>1:51.613</b>	19.116	34.613	22.806	35.078	13:12.920	7	2	<b>1:51.613</b>	19.116	34.613	22.806	35.078	13:12.920
8	2	2:09.462 B	19.055	34.981	23.069	52.357	15:22.382	8	2	2:09.462 B	19.055	34.981	23.069	52.357	15:22.382
9	2	3:22.834	1:49.053	35.764	23.078	34.939	18:45.216	9	2	3:22.834	1:49.053	35.764	23.078	34.939	18:45.216
10	2	6:43.412 B	19.311	34.690	22.873	5:26.538	25:28.628	10	2	6:43.412 B	19.311	34.690	22.873	5:26.538	25:28.628
<b>199 Artec</b> KAWASAKI ZX10R															
1. Lionel BERGERON      3. Vincent RUTOWSKI															
2. Mathieu CLEMENT    4. Damien MARTIN															



**CIRCUIT DE BARCELONA-CATALUNYA**  
**24H DE CATALUNYA DE MOTOCICLISME 2024**  
Qualifying Practice Yellow

Sector Analysis

— Invalidated Lap    ■ Personal Best    ■ Session Best    **B** Crossing the pit lane

Lap	R	Time	Sector 1	Sector 2	Sector 3	Sector 4	Elapsed	Lap	R	Time	Sector 1	Sector 2	Sector 3	Sector 4	Elapsed		
<b>333</b>		<b>NRT Endurance</b>		YAMAHA YZF R-1													
		1.Cyril LEROUX		3.Adrien LESAUVAGE		O-SBK											
		2.Marc LEROY		4.Cyril LEPAND													
1	2	6:42.543	5:03.133	38.980	24.806	35.624	6:42.543										
2	2	1:58.353	20.144	36.544	24.452	37.213	8:40.896										
3	2	1:56.120	20.314	36.334	24.242	35.230	10:37.016										
4	2	1:56.684	20.535	36.164	24.330	35.655	12:33.700										
5	2	<b>1:55.092</b>	20.197	35.883	23.849	<b>35.163</b>	14:28.792										
6	2	2:10.696 <b>B</b>	<b>19.897</b>	37.936	24.913	47.950	16:39.488										
7	2	4:06.613	2:28.664	36.670	24.650	36.629	20:46.101										
8	2	2:19.466 <b>B</b>	20.178	38.392	25.887	55.009	23:05.567										
9	2	8:22.065	6:44.144	37.920	24.164	35.837	31:27.632										
10	2	1:59.752	22.537	37.528	24.157	35.530	33:27.384										
11	2	1:55.372	20.181	<b>35.751</b>	<b>23.779</b>	35.661	35:22.756										
12	2	1:55.300	19.978	36.089	23.953	35.280	37:18.056										