

CIRCUIT DE BARCELONA-CATALUNYA

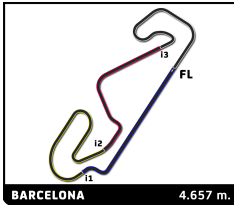
24H DE CATALUNYA DE MOTOCICLISME 2024

Qualifying Practice Green

Sector Analysis

— Invalidated Lap ■ Personal Best ■ Session Best B Crossing the pit lane

Lap	R	Time	Sector 1	Sector 2	Sector 3	Sector 4	Elapsed	Lap	R	Time	Sector 1	Sector 2	Sector 3	Sector 4	Elapsed	
1	FR Moto Racing Team YAMAHA YZF R-1								2	4	1:54.586	19.909	35.657	23.730	35.290	25:55.328
	1. Pedro RODRIGUEZ 3. David SANCHIS EWC								3	4	1:54.883	19.802	36.435	23.515	35.131	27:50.211
	2. Daniel GONZALEZ 4. Doriano VIETTI								4	4	1:55.044	19.867	35.610	24.060	35.507	29:45.255
	1	4	1:58.089	26.084	35.241	23.135	33.629	1:58.089	5	4	1:54.426	19.543	35.797	23.732	35.354	31:39.681
	2	4	1:48.513	18.914	33.533	22.132	33.934	3:46.602	6	4	2:30.914 B	20.671	38.005	24.948	1:07.290	34:10.595
	3	4	2:08.118 B	18.569	33.556	22.466	53.527	5:54.720	11							
	4	4	12:35.647	...	35.684	23.161	35.358	18:30.367	MV Racing Team KAWASAKI ZX10R							
	5	4	1:47.885	18.880	33.679	22.223	33.103	20:18.252	1. Julien LENOCI 3. Yvon MANIFESTI O-SBK							
	6	4	1:47.427	18.709	33.633	22.116	32.969	22:05.679	2. Marc BUISSON 4. Joachim DE LAFORCE							
	7	4	1:47.578	18.641	33.582	22.195	33.160	23:53.257	1	4	2:46.251	1:06.209	38.750	24.810	36.482	2:46.251
	8	4	1:49.754	19.502	34.511	22.300	33.441	25:43.011	2	4	1:56.160	20.171	36.237	24.071	35.681	4:42.411
	3	Kawasaki Catala Aclam KAWASAKI ZX10R								3	4	2:17.816 B	22.803	38.432	24.481	52.100
1. Julien PILOT 3. Dani SAEZ EWC								4	4	10:40.166	9:01.931	38.010	24.499	35.726	17:40.393	
2. Gabriel PONS 4. Max SCHMIDT								5	4	1:54.965	19.896	35.976	23.758	35.335	19:35.358	
1		4	2:01.003	26.931	35.421	23.522	35.129	2:01.003	6	4	1:54.261	19.504	35.327	24.239	35.191	21:29.619
2		4	2:10.748	18.749	52.210	25.482	34.307	4:11.751	7	4	1:55.768	19.788	36.172	23.697	36.111	23:25.387
3		4	2:19.376 B	19.450	38.780	25.215	55.931	6:31.127	8	4	1:54.548	19.774	35.503	24.037	35.234	25:19.935
4		4	10:31.799	8:59.348	35.834	22.804	33.813	17:02.926	9	4	1:55.254	19.617	35.728	24.171	35.738	27:15.189
5		4	1:48.866	18.771	34.018	22.744	33.333	18:51.792	10	4	1:53.833	19.648	35.562	23.572	35.051	29:09.022
6		4	1:47.715	18.734	33.606	22.298	33.077	20:39.507	11	4	1:53.294	19.576	35.201	23.419	35.098	31:02.316
7		4	1:48.059	18.514	33.919	22.351	33.275	22:27.566	12	4	1:53.726	19.549	35.261	23.469	35.447	32:56.042
8		4	2:03.950 B	18.519	34.776	25.182	45.473	24:31.516	13	4	1:54.637	19.976	35.590	23.674	35.397	34:50.679
9		4	4:37.888	3:05.002	35.347	23.565	33.974	29:09.404	14	4	2:11.657 B	20.069	35.972	24.025	51.591	37:02.336
4	Yamalube Folch Endurance YAMAHA YZF R-1								13							
	1. David CHECA 3. Camille HEDELIN EWC								FRT - Endurance YAMAHA YZF R-1							
	2. Marc MIRALLES 4. Joan ZAMORANO								1. Anthony ASTESENA EWC							
	1	4	2:59.704	1:24.832	36.155	23.553	35.164	2:59.704	2. Jeremy CABIBBD 4. Julien BACCINI							
	2	4	2:06.572 B	19.510	35.135	23.291	48.636	5:06.276	1	4	2:41.881	1:05.655	36.748	24.014	35.464	2:41.881
	3	4	12:06.689	...	36.024	23.380	34.709	17:12.965	2	4	1:55.632	19.784	35.814	24.770	35.264	4:37.513
	4	4	1:52.277	19.507	35.068	23.310	34.392	19:05.242	3	4	2:20.629 B	23.432	41.725	24.906	50.566	6:58.142
	5	4	1:52.695	19.254	34.929	23.383	35.129	20:57.937	4	4	11:40.252 B	9:36.176	35.961	24.525	1:03.590	18:38.394
	6	4	2:07.107 B	19.651	35.930	24.248	47.278	23:05.044	5	4	5:06.892	3:31.735	35.878	23.810	35.469	23:45.286
	7	4	3:58.430	2:24.873	35.410	23.607	34.540	27:03.474	6	4	1:55.981	19.790	35.793	24.418	35.980	25:41.267
	8	4	1:51.412	19.303	34.801	23.130	34.178	28:54.886	7	4	1:54.284	20.196	35.576	23.511	35.001	27:35.551
	9	4	1:51.486	19.135	34.845	23.277	34.229	30:46.372	8	4	1:54.331	19.781	35.759	23.508	35.283	29:29.882
7	TSB Motos KAWASAKI ZX10R								18							
	1. Marc LOPEZ 3. Oscar AMADO SST1								Basomba Racing - Luso Ibérico I YAMAHA YZF R-1							
	2. Angel ARRIBAS 4. Domenec VENTURA								1. Lluís SALVADOR 3. Jules BLANC							
	1	4	24:00.742	...	37.852	24.387	35.835	24:00.742	2. Miguel ROMAO 4. Xavier MOLINES							
	2	4	1:58.665	20.674	37.459	24.554	35.978	26:45.707	1	4	24:47.042	...	42.411	25.577	36.778	24:47.042
	3	4	1:56.735	19.973	36.469	24.311	35.982	28:42.442	2	4	1:58.665	20.674	37.459	24.554	35.978	26:45.707
	4	4	1:56.694	20.505	36.421	24.077	35.691	30:39.136	3	4	1:56.735	19.973	36.469	24.311	35.982	28:42.442
	5	4	1:56.076	20.044	36.577	23.879	35.576	32:35.212	4	4	1:56.694	20.505	36.421	24.077	35.691	30:39.136
	6	4	1:56.182	20.010	36.564	24.026	35.582	34:31.394	5	4	1:56.076	20.044	36.577	23.879	35.576	32:35.212
	7	4	1:57.179	20.912	36.810	24.215	35.242	36:28.573	6	4	1:56.182	20.010	36.564	24.026	35.582	34:31.394
	8	4	1:59.570	19.975	36.916	24.726	37.953	38:28.143	7	4	1:57.179	20.912	36.810	24.215	35.242	36:28.573
	9	4	1:55.767	20.048	36.249	23.954	35.516	40:23.910	8	4	1:59.570	19.975	36.916	24.726	37.953	38:28.143
10	4	1:55.886	20.140	36.482	23.951	35.313	42:19.796	9	4	1:55.767	20.048	36.249	23.954	35.516	40:23.910	



CIRCUIT DE BARCELONA-CATALUNYA

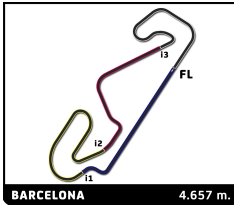
24H DE CATALUNYA DE MOTOCICLISME 2024

Qualifying Practice Green

Sector Analysis

— Invalidated Lap ■ Personal Best ■ Session Best B Crossing the pit lane

Lap	R	Time	Sector 1	Sector 2	Sector 3	Sector 4	Elapsed	Lap	R	Time	Sector 1	Sector 2	Sector 3	Sector 4	Elapsed	
19	Bornes Racing Team 74 #19 YAMAHA YZF R-1							11	4	2:04.658	21.197	39.519	28.309	35.633	32:16.889	
	1. Nicolas DUVERNAY 3. Yann BEDONI SST1							12	4	1:52.936	19.962	34.988	23.403	34.583	34:09.825	
	2. Yoan BERTHET 4. Lionel MANGIER							13	4	1:52.519	19.423	35.180	23.291	34.625	36:02.344	
	1	4	4:12.163	2:31.338	39.088	24.891	36.846	4:12.163	14	4	1:54.920	19.559	36.237	23.786	35.338	37:57.264
	2	4	2:30.447 B	20.411	41.089	27.554	1:01.393	6:42.610	15	4	1:53.136	19.533	35.078	23.359	35.166	39:50.400
	3	4	11:10.921	9:31.709	38.532	24.550	36.130	17:53.531	16	4	1:52.087	19.455	34.886	22.998	34.748	41:42.487
	4	4	2:00.155	20.716	37.308	25.013	37.118	19:53.686	28 Basomba Racing - Luso Ibérico II YAMAHA YZF R-6							
	5	4	1:58.426	20.284	37.119	24.439	36.584	21:52.112	1. Wayne BOURGEOIS 3. Lionel CAZALS SSP6							
	6	4	1:59.516	21.288	37.357	24.359	36.512	23:51.628	2. Adrián DE LA PUERTA 4. Mathieu BOISDON							
	7	4	1:58.002	20.457	37.046	24.009	36.490	25:49.630	1	4	3:38.458	1:54.415	39.446	26.438	38.159	3:38.458
22	Kfert 22 SUZUKI GSX-R							2	4	2:19.215 B	21.655	38.213	26.524	52.823	5:57.673	
	1. Kévin LUCAS 3. Jean-Jacques BERTAUD SST1							3	4	11:51.092	...	39.332	25.911	37.581	17:48.765	
	2. Adrien BONHOMME 4. Jérémy BRANCHE							4	4	2:01.773	21.488	37.535	25.028	37.722	19:50.538	
	1	4	3:15.172	1:31.041	38.777	26.184	39.170	3:15.172	5	4	2:00.471	21.371	37.418	25.006	36.676	21:51.009
	2	4	2:18.173 B	20.924	38.555	25.800	52.894	5:33.345	6	4	2:00.101	21.413	37.323	24.758	36.607	23:51.110
	3	4	12:19.240	...	38.623	25.708	37.942	17:52.585	7	4	2:00.573	21.444	37.731	24.989	36.409	25:51.683
	4	4	2:02.416	21.130	37.607	25.451	38.228	19:55.001	8	4	2:00.278	21.323	37.429	24.713	36.813	27:51.961
	5	4	2:01.951	20.835	37.978	25.478	37.660	21:56.952	9	4	1:59.668	20.908	37.303	25.024	36.433	29:51.629
	6	4	2:00.354	20.786	37.660	24.746	37.162	23:57.306	10	4	2:00.451	21.099	37.794	24.812	36.746	31:52.080
	7	4	2:01.961	21.177	38.025	25.425	37.334	25:59.267	11	4	1:59.120	21.210	36.910	24.561	36.439	33:51.200
31	Ocxit'Endurance YAMAHA YZF R-1							12	4	1:58.820	21.161	36.848	24.337	36.474	35:50.020	
	1. Mickaël LOPEZ 3. João Paulo BAPTISTA SST1							13	4	2:00.916	21.693	37.390	25.217	36.616	37:50.936	
	2. Julien BRAUGE 4. Quentin BRACQUEMART							14	4	2:00.820	21.584	37.328	25.107	36.801	39:51.756	
	1	4	2:41.809	1:01.990	38.372	24.960	36.487	2:41.809	15	4	1:58.770	21.048	36.790	25.078	35.854	41:50.526
	2	4	1:57.753	20.510	36.826	24.269	36.148	4:39.562	32 O4R Ducati Endurance Team Tou DUCATI PANIGALE							
	3	4	2:41.399 B	26.159	42.077	31.050	1:02.113	7:20.961	1. Mickael GENAIS 3. Bastien CAYRE O-SBK							
	4	4	10:25.212	8:47.558	36.978	24.848	35.828	17:46.173	2. Laurent PEYRAT 4. Jeremy SABATHE							
	5	4	1:58.043	21.321	36.959	23.840	35.923	19:44.216	1	4	3:18.368	1:39.231	37.733	24.989	36.415	3:18.368
	6	4	1:54.853	20.002	35.782	23.620	35.449	21:39.069	2	4	2:19.128 B	20.332	36.712	25.581	56.503	5:37.496
	7	4	1:57.143	20.381	36.339	24.654	35.769	23:36.212	3	4	12:14.077	...	37.773	25.307	36.899	17:51.573
23	Més Competició SUZUKI GSX-R							4	4	1:58.152	20.320	36.791	24.148	36.893	19:49.725	
	1. Xavi LAYUNTA 3. Daniel CARRILLO SST1							5	4	1:56.123	20.199	36.336	23.974	35.614	21:45.848	
	2. Alejandro LOPEZ 4. Oscar LUQUE							6	4	1:56.886	20.408	36.655	24.122	35.701	23:42.734	
	1	4	2:41.809	1:01.990	38.372	24.960	36.487	2:41.809	7	4	2:15.684 B	20.788	37.124	24.380	53.392	25:58.418
	2	4	1:57.753	20.510	36.826	24.269	36.148	4:39.562	33 Nawak Racing Team YAMAHA YZF R-1							
	3	4	2:41.399 B	26.159	42.077	31.050	1:02.113	7:20.961	1. Loic PINARDON 3. Sebastien LAUVERNIER SST1							
	4	4	10:25.212	8:47.558	36.978	24.848	35.828	17:46.173	2. Nicolas CASAGRANDE 4. Florent DAURY							
	5	4	1:58.043	21.321	36.959	23.840	35.923	19:44.216	1	4	2:45.870	1:05.597	38.851	24.793	36.629	2:45.870
	6	4	1:54.853	20.002	35.782	23.620	35.449	21:39.069	2	4	1:58.518	20.294	37.077	24.635	36.512	4:44.388
	7	4	1:57.143	20.381	36.339	24.654	35.769	23:36.212								
26	Moto Club de Gemenos YAMAHA YZF R-1															
	1. Peter POLESSO 3. Pierre SCHAAL EWC															
	2. Vincent SCHAAL 4. Bastien VIGNE															
	1	4	2:22.244	45.453	37.264	24.073	35.454	2:22.244								
	2	4	1:53.793	19.623	35.487	23.678	35.005	4:16.037								
	3	4	2:27.007 B	19.636	38.729	27.092	1:01.550	6:43.044								
	4	4	10:37.582	9:00.921	37.233	24.102	35.326	17:20.626								
	5	4	1:53.483	19.533	35.320	23.655	34.975	19:14.109								
	6	4	1:52.523	19.652	35.019	23.174	34.678	21:06.632								
	7	4	2:11.606 B	19.878	38.155	24.180	49.393	23:18.238								



CIRCUIT DE BARCELONA-CATALUNYA

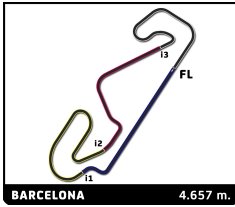
24H DE CATALUNYA DE MOTOCICLISME 2024

Qualifying Practice Green

Sector Analysis

— Invalidated Lap ■ Personal Best ■ Session Best B Crossing the pit lane

Lap	R	Time	Sector 1	Sector 2	Sector 3	Sector 4	Elapsed	Lap	R	Time	Sector 1	Sector 2	Sector 3	Sector 4	Elapsed					
3	4	2:42.366 B	23.367	41.418	30.915	1:06.666	7:26.754	50 Bornes Racing Team 74 #50 YAMAHA YZF R-1												
							1.Stéphane GUICHON 3.Tom ROCHARD SST1													
							2.Hervé CHARVAUX 4.Franck PEREZ													
4	4	10:00.147	8:21.558	37.609	24.586	36.394	17:26.901	1	4	2:59.505	1:12.979	42.320	26.651	37.555	2:59.505					
5	4	1:57.652	20.282	37.063	24.303	36.004	19:24.553	2	4	2:16.605 B	20.782	37.764	24.995	53.064	5:16.110					
6	4	1:57.477	20.387	36.785	24.281	36.024	21:22.030	3	4	17:22.853	...	38.816	25.466	36.986	22:38.963					
7	4	1:57.624	20.303	36.866	24.160	36.295	23:19.654	4	4	2:07.133	23.029	41.454	25.665	36.985	24:46.096					
8	4	1:58.496	20.459	37.207	24.820	36.010	25:18.150	5	4	1:59.603	20.869	37.742	24.776	36.216	26:45.699					
9	4	1:56.883	20.126	36.808	24.091	35.858	27:15.033	6	4	2:00.242	21.196	37.578	24.663	36.805	28:45.941					
10	4	1:56.682	20.090	36.536	24.261	35.795	29:11.715	7	4	2:06.326	20.794	36.957	24.553	44.022	30:52.267					
11	4	1:56.769	19.947	36.658	24.229	35.935	31:08.484	8	4	2:18.803 B	20.960	37.191	25.021	55.631	33:11.070					
12	4	1:56.299	19.887	36.681	23.879	35.852	33:04.783	9	4	3:42.460	2:02.978	37.813	25.218	36.451	36:53.530					
13	4	2:17.025 B	20.664	37.747	25.317	53.297	35:21.808	10	4	2:19.540 B	20.558	37.504	25.053	56.425	39:13.070					
34 Guiracing Endurance SUZUKI GSX-R							55 Dream RT - Bridgestone HONDA CBR 1000 RR R5													
1.Moran GUIRIEC 3.Jimmy OLLIVIER SST1							1.Omar MARCET 3.Carlos CRUZ SST1													
2.Rony SCHWARTZ 4.Robin DUPAU							2.Jordi ESTEVE 4.Victor LÓPEZ													
1	4	1:59.805	22.650	36.754	25.218	35.183	1:59.805	1	4	4:17.080	2:40.830	36.403	24.454	35.393	4:17.080					
2	4	1:52.432	19.228	35.427	23.129	34.648	3:52.237	2	4	2:29.615 B	19.719	44.525	26.041	59.330	6:46.695					
3	4	2:20.583 B	19.350	41.033	26.137	54.063	6:12.820	3	4	11:25.057	9:47.938	36.030	24.564	36.525	18:11.752					
4	4	10:56.643	9:19.795	36.008	23.666	37.174	17:09.463	4	4	1:54.122	19.841	35.356	23.691	35.234	20:05.874					
5	4	1:51.977	19.040	35.161	23.239	34.537	19:01.440	5	4	1:53.037	19.576	35.021	23.373	35.067	21:58.911					
6	4	1:52.011	19.204	35.064	23.422	34.321	20:53.451	6	4	1:54.217	19.490	35.771	23.485	35.471	23:53.128					
7	4	1:51.878	19.288	35.131	23.071	34.388	22:45.329	7	4	1:53.744	19.876	35.599	23.408	34.861	25:46.872					
8	4	3:02.090 B	46.091	54.944	28.664	52.391	25:47.419	8	4	1:53.361	19.723	35.141	23.374	35.123	27:40.233					
9	4	8:49.465	7:10.270	35.781	23.989	39.425	34:36.884	9	4	1:53.296	19.453	35.197	23.433	35.213	29:33.529					
10	4	2:13.400 B	19.916	37.034	24.642	51.808	36:50.284	10	4	1:53.384	19.468	35.234	23.558	35.124	31:26.913					
36 Institut Castellarnau KAWASAKI ZX10R							56 SKAD Racing YAMAHA YZF R-1 1000													
1.Alex VALLS 3.Gastón GARCÍA O-SBK							1.Steve BOULAIS 3.Antoine LE NET SST1													
2.Ivan ROMERO 4.Jordi POCORULL							2.Kevin OGOR 4.Denis POULIN													
1	4	3:21.711	1:45.366	36.429	24.133	35.783	3:21.711	1	4	17:52.741	...	37.845	24.836	36.131	17:52.741					
2	4	2:31.785 B	20.325	35.790	24.101	1:11.569	5:53.496	2	4	1:57.856	20.336	35.877	24.493	37.150	19:50.597					
3	4	12:29.766	...	36.143	24.299	35.614	18:23.262	3	4	1:55.645	20.103	35.932	24.141	35.469	21:46.242					
4	4	1:55.148	19.970	35.592	23.893	35.693	20:18.410	4	4	1:55.394	20.292	35.868	23.828	35.406	23:41.636					
5	4	1:56.016	20.017	36.409	23.995	35.595	22:14.426	5	4	1:56.548	19.997	35.960	24.953	35.638	25:38.184					
6	4	1:55.206	19.885	35.809	23.862	35.650	24:09.632	6	4	1:54.790	19.919	35.696	23.798	35.377	27:32.974					
7	4	1:54.444	19.757	35.612	23.834	35.241	26:04.076	7	4	2:13.404 B	20.052	36.282	24.435	52.635	29:46.378					
8	4	1:55.657	20.005	35.586	24.296	35.770	27:59.733	63 PMS Racing Team YAMAHA YZF R-1												
9	4	1:54.030	19.741	35.527	23.410	35.352	29:53.763	1.Charlie MONFORT 3.Anthony SIMON SST1												
10	4	1:54.913	19.767	36.043	23.616	35.487	31:48.676	2.Sebastien RAVELEAU 4.Thomas POIRIER												
11	4	1:55.057	19.989	35.871	23.649	35.548	33:43.733	1	4	2:24.342	45.868	37.663	24.648	36.163	2:24.342					
12	4	2:16.271 B	20.114	37.711	25.600	52.846	36:00.004	2	4	1:55.241	20.000	36.177	23.696	35.368	4:19.583					
41 RAC41 HONDA CBR 1000 R							3							4	2:27.876 B	20.251	42.303	26.571	58.751	6:47.459
1.Florian JOUBERT 3.Frederic GUILLEN SST1							4							4	10:20.318	8:42.176	37.479	24.146	36.517	17:07.777
2.Kevin SIMONKLEIN 4.Yann FROMAGER							5							4	1:55.751	20.151	36.278	23.937	35.385	19:03.528
1	4	3:10.825	1:27.709	39.298	26.145	37.673	3:10.825	6	4	1:54.200	19.712	35.406	23.528	35.554	20:57.728					
2	4	2:18.314 B	20.249	37.920	25.421	54.724	5:29.139	7	4	1:55.030	19.657	35.887	24.132	35.354	22:52.758					
3	4	11:57.174	...	37.669	25.281	37.270	17:26.313	8	4	1:54.569	19.895	35.582	23.836	35.256	24:47.327					
4	4	1:58.109	20.260	36.721	24.316	36.812	19:24.422	9	4	1:55.834	20.176	36.502	23.857	35.299	26:43.161					
5	4	1:57.368	20.242	36.223	24.452	36.451	21:21.790	10	4	1:53.768	19.871	35.550	23.418	34.929	28:36.929					
6	4	1:57.689	20.219	36.460	24.529	36.481	23:19.479	11	4	2:16.586 B	20.133	37.384	25.188	53.881	30:53.515					
7	4	2:15.353 B	20.669	38.714	26.003	49.967	25:34.832													
8	4	6:50.338	5:08.898	38.285	25.208	37.947	32:25.170													
9	4	1:59.111	20.679	37.031	24.790	36.611	34:24.281													
10	4	1:58.970	20.374	36.848	24.616	37.132	36:23.251													
11	4	2:18.583 B	20.867	38.290	26.213	53.213	38:41.834													



CIRCUIT DE BARCELONA-CATALUNYA

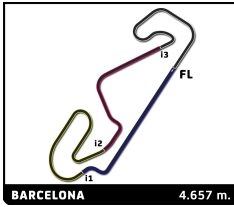
24H DE CATALUNYA DE MOTOCICLISME 2024

Qualifying Practice Green

Sector Analysis

— Invalidated Lap ■ Personal Best ■ Session Best B Crossing the pit lane

Lap	R	Time	Sector 1	Sector 2	Sector 3	Sector 4	Elapsed	Lap	R	Time	Sector 1	Sector 2	Sector 3	Sector 4	Elapsed		
64	SRTeam 3C Motos HONDA CBR 1000 RR																
	1. Jimmy SALLABERRY O-SBK																
	2. Thomas WOLFARTH 3. Jean Eduard BACOT 4. François BATS																
	1	4	17:51.433	...	37.885	24.603	37.717	17:51.433	7	4	1:58.337	20.286	36.903	24.900	36.248	26:07.091	
	2	4	1:56.273	20.166	36.693	23.842	35.572	19:47.706	8	4	2:04.772	24.060	39.299	25.087	36.326	28:11.863	
	3	4	1:53.710	19.305	35.595	23.578	35.232	21:41.416	9	4	2:21.066 B	20.461	36.950	25.196	58.459	30:32.929	
	4	4	1:53.951	19.325	35.446	24.125	35.055	23:35.367								71	
	5	4	1:53.262	19.426	35.425	23.459	34.952	25:28.629	Team Cognage HONDA CBR RR							EWC	
	6	4	1:52.604	19.210	35.313	23.281	34.800	27:21.233	1. Freddy BOULANGÉ 3. Pascal RABAUD							4. Damien MARMION	
	7	4	1:52.076	19.136	35.041	23.182	34.717	29:13.309	1	4	2:02.702	27.092	36.195	24.011	35.404	2:02.702	
	8	4	1:52.946	19.109	35.519	23.254	35.064	31:06.255	2	4	1:52.786	19.416	35.236	23.328	34.806	3:55.488	
	9	4	1:52.114	19.488	34.887	23.202	34.537	32:58.369	3	4	2:13.253 B	19.159	35.993	24.338	53.763	6:08.741	
	10	4	1:52.467	19.196	35.052	23.078	35.141	34:50.836	4	4	10:50.302	9:16.348	35.676	23.258	35.020	16:59.043	
	11	4	1:51.920	19.082	34.935	23.178	34.725	36:42.756	5	4	1:59.815	22.525	39.010	23.502	34.778	18:58.858	
12	4	1:51.550	19.231	34.934	22.871	34.514	38:34.306	6	4	1:52.261	19.103	34.985	23.634	34.539	20:51.119		
13	4	1:51.510	18.976	34.962	23.150	34.422	40:25.816	7	4	2:04.209	22.914	38.253	27.286	35.756	22:55.328		
								8	4	1:53.581	19.287	35.545	23.195	35.554	24:48.909		
66	BMD Performance - B Motorspor TRIUMPH YZF R-1																
	1. Mathieu GINES O-SBK																
	2. Asrin RODI 3. Sheridan MORAIS 4. Dylan BUISSON																
	1	4	4:12.178	2:38.138	35.326	24.231	34.483	4:12.178								73	
	2	4	2:13.733 B	19.273	38.670	25.297	50.493	6:25.911	Friends & Family Team YAMAHA YZF R-1							O-SBK	
	3	4	10:33.222	9:00.140	34.924	23.312	34.846	16:59.133	1. Erik NACIMIENTO 3. Florian DAUZATS							2. François NOEL 4. Morgan ADELE	
	4	4	1:50.279	19.336	34.370	22.829	33.744	18:49.412	1	4	4:19.861	2:45.516	36.316	23.585	34.444	4:19.861	
	5	4	1:49.951	18.876	34.398	22.955	33.722	20:39.363	2	4	2:29.170 B	20.227	42.264	26.776	59.903	6:49.031	
	6	4	1:48.581	18.950	33.911	22.465	33.255	22:27.944	3	4	11:41.853	...	35.174	23.317	34.729	18:30.884	
	7	4	1:50.042	18.639	34.478	23.333	33.592	24:17.986	4	4	1:51.372	19.476	34.658	23.211	34.027	20:22.256	
	8	4	1:49.066	18.705	34.141	22.648	33.572	26:07.052	5	4	2:49.786 B	19.479	1:05.826	27.950	56.531	23:12.042	
	9	4	1:49.930	19.000	34.186	23.136	33.608	27:56.982	6	4	5:08.247	3:35.292	35.146	23.725	34.084	28:20.289	
	10	4	2:06.060 B	19.077	34.225	22.704	50.054	30:03.042	7	4	1:51.952	19.466	34.819	23.069	34.598	30:12.241	
	11	4	5:02.009	3:30.506	34.765	22.847	33.891	35:05.051	8	4	1:54.846	20.525	35.694	23.814	34.813	32:07.087	
12	4	1:49.230	18.947	34.145	22.640	33.498	36:54.281	9	4	1:51.807	19.499	34.926	23.314	34.068	33:58.894		
13	4	1:49.132	18.991	34.193	22.478	33.470	38:43.413	10	4	2:06.329 B	19.604	34.903	23.230	48.592	36:05.223		
14	4	1:48.893	18.886	34.060	22.504	33.443	40:32.306								74		
69	BOX 69 Racing Marvea KAWASAKI ZX10R																
	1. Marc GUILLAMET O-SBK																
	2. Felix RODRIGUEZ 3. Christian PALOMARES 4. Luis MIGUEL																
	1	4	6:50.042 B	4:59.944	39.594	24.031	46.473	6:50.042	Dream RT - Martimotos.com HONDA CBR 1000 R							SST1	
	2	4	10:25.817	8:52.229	35.706	23.073	34.809	17:15.859	1. Joaquin LOPEZ 3. Raul DE ARRIBA							2. Sergi BOU 4. Felix MORENO	
	3	4	2:06.997 B	18.740	34.987	23.219	50.051	19:22.856	1	4	4:09.725	2:26.176	39.699	25.744	38.106	4:09.725	
	4	4	3:30.633	1:52.990	38.052	24.031	35.560	22:53.489	2	4	2:31.350 B	21.236	41.020	28.307	1:00.787	6:41.075	
	5	4	1:50.595	19.159	34.438	22.908	34.090	24:44.084	3	4	11:35.987	9:53.203	39.375	25.687	37.722	18:17.062	
	6	4	1:49.605	18.863	34.178	22.570	33.994	26:33.689	4	4	2:00.643	20.704	38.102	25.083	36.754	20:17.705	
70	Atlantic Racing Team HONDA CBR RR																
	1. Emmanuel BOUCER SST1																
	2. Jean FRANÇOIS 3. Jonathan PEREIRA 4. Aurelien CEBRON																
	1	4	4:10.280	2:29.277	38.780	25.051	37.172	4:10.280	76							LPB Team BMW S1000RR	
	2	4	2:31.428 B	20.869	41.041	28.404	1:01.114	6:41.708	1. Norman CHELL 3. Ali KADARI							2. Kevin LE VERN 4. Simon ARNAUD	
	3	4	11:30.682	9:50.355	37.979	25.235	37.113	18:12.390	1	4	3:15.837	1:36.272	38.120	24.672	36.773	3:15.837	
	4	4	1:58.425	20.420	36.911	24.503	36.591	20:10.815	2	4	2:20.249 B	20.613	38.505	25.754	55.377	5:36.086	
	5	4	1:58.063	20.249	36.741	24.653	36.420	22:08.878	3	4	13:19.197	...	37.740	24.745	36.416	18:55.283	
	6	4	1:59.876	20.661	37.380	25.045	36.790	24:08.754	4	4	1:57.027	20.931	36.253	24.297	35.546	20:52.310	
								5	4	1:57.441	20.319	36.357	25.253	35.512	22:49.751		



CIRCUIT DE BARCELONA-CATALUNYA

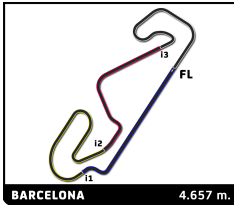
24H DE CATALUNYA DE MOTOCICLISME 2024

Qualifying Practice Green

Sector Analysis

— Invalidated Lap ■ Personal Best ■ Session Best B Crossing the pit lane

Lap	R	Time	Sector 1	Sector 2	Sector 3	Sector 4	Elapsed	Lap	R	Time	Sector 1	Sector 2	Sector 3	Sector 4	Elapsed
6	4	1:57.447	20.575	36.625	24.682	35.565	24:47.198	7	4	2:00.487	21.130	37.532	24.868	36.957	24:22.184
7	4	1:58.781	21.062	37.158	24.768	35.793	26:45.979	8	4	2:00.649	20.782	37.620	25.141	37.106	26:22.833
8	4	1:58.005	21.079	36.707	24.453	35.766	28:43.984	9	4	2:00.268	21.123	37.614	24.932	36.599	28:23.101
9	4	1:57.132	20.606	36.452	24.307	35.767	30:41.116	10	4	2:17.999B	20.838	37.871	25.029	54.261	30:41.100
10	4	1:56.481	20.285	36.185	24.221	35.790	32:37.597	83 Die Glorreichen Sieben YAMAHA YZF R-1 1.Ralf UHLIG 3.Max MENZEL SST1 2.Sven MENZEL 4.Frank UHLIG							
11	4	2:19.807B	20.885	37.179	25.431	56.312	34:57.404	77 Martimotos.com 77 YAMAHA R6R 1.Lancelot UNISSART 3.Antoine BELLARDIE SSP6 2.Killian TROADEC 4.Berenguer MULLER							
1	4	3:42.873	2:00.207	39.645	25.634	37.387	3:42.873	1	4	3:35.122	1:52.723	38.853	26.025	37.521	3:35.122
2	4	2:22.967B	20.719	37.189	26.868	58.191	6:05.840	2	4	2:21.273B	20.970	37.722	26.819	55.762	5:56.395
3	4	11:29.254	9:48.871	38.887	25.186	36.310	17:35.094	3	4	11:58.466	...	37.575	24.753	36.448	17:54.861
4	4	1:58.291	20.941	36.745	24.708	35.897	19:33.385	4	4	2:00.233	20.583	37.149	25.203	37.298	19:55.094
5	4	1:56.800	20.539	36.187	24.639	35.435	21:30.185	5	4	1:59.626	21.249	37.008	24.787	36.582	21:54.720
6	4	1:56.738	20.689	35.826	24.697	35.526	23:26.923	6	4	1:58.732	20.427	36.940	24.621	36.744	23:53.452
7	4	1:57.646	20.562	36.245	24.693	36.146	25:24.569	7	4	1:58.284	20.975	36.699	24.641	35.969	25:51.736
8	4	1:58.059	20.988	36.673	24.637	35.761	27:22.628	8	4	1:58.258	20.555	37.023	24.629	36.051	27:49.994
9	4	2:18.869B	20.786	36.498	24.403	57.182	29:41.497	9	4	1:58.311	20.817	36.715	24.538	36.241	29:48.305
9	4	2:27.546B	20.958	36.959	24.990	1:04.639	32:15.851	10	4	2:27.546B	20.958	36.959	24.990	1:04.639	32:15.851
1	4	3:47.531	2:12.371	36.269	23.434	35.457	3:47.531	84 Team Hulk BMW M 1000 RR SST1 1.Sebastien PICOT 3.Yannick PARISSOT 2.Francis PERRIER 4.Alexandre PERRIER							
2	4	2:19.996B	19.595	35.564	26.473	58.364	6:07.527	1	4	3:47.434	2:06.577	38.056	25.091	37.710	3:47.434
3	4	20:50.461	...	35.930	23.581	35.136	26:57.988	2	4	2:21.823B	20.240	37.861	25.944	57.778	6:09.257
4	4	1:53.540	19.388	35.598	23.635	34.919	28:51.528	3	4	11:49.625	...	38.053	24.762	37.293	17:58.882
5	4	1:53.979	19.420	35.304	23.370	35.885	30:45.507	4	4	1:59.067	20.041	37.347	24.567	37.112	19:57.949
6	4	1:54.123	20.108	35.429	23.586	35.000	32:39.630	5	4	3:17.617B	25.879	53.934	37.915	1:19.889	23:15.566
7	4	1:52.992	19.541	35.015	23.402	35.034	34:32.622	6	4	11:46.460	...	38.978	25.288	37.389	35:02.026
8	4	2:22.750B	20.660	38.360	27.803	55.927	36:55.372	7	4	1:59.275	20.260	37.613	24.572	36.830	37:01.301
8	4	3:01.014B	23.255	57.456	31.196	1:09.107	42:04.482	8	4	2:02.167	20.112	38.870	25.163	38.022	39:03.468
8	4	3:12.715	1:31.125	39.350	25.728	36.512	3:12.715	9	4	3:01.014B	23.255	57.456	31.196	1:09.107	42:04.482
9	4	2:16.081B	20.731	37.197	24.584	53.569	5:28.796	10	4	2:27.546B	20.958	36.959	24.990	1:04.639	32:15.851
10	4	13:16.341	...	37.863	24.957	36.328	18:45.137	86 Pitlane Endurance YAMAHA YZF-1000 SST1 1.Maxim PELLIZOTTI 3.Luca DE VLEESCHAUWER 2.Clement GRANZOTTO 4.Rudy MENZLI							
11	4	1:57.523	20.738	36.472	24.516	35.797	20:42.660	1	4	2:05.698	28.561	36.710	24.667	35.760	2:05.698
12	4	1:56.578	20.381	36.268	24.125	35.804	22:39.238	2	4	1:55.431	20.424	35.866	23.900	35.241	4:01.129
13	4	1:57.417	20.549	36.805	24.214	35.849	24:36.655	3	4	2:17.116B	19.771	36.448	24.136	56.761	6:18.245
14	4	1:58.210	20.647	36.882	24.360	36.321	26:34.865	4	4	11:01.570	9:26.298	36.284	23.909	35.079	17:19.815
15	4	1:57.711	20.680	36.635	24.227	36.169	28:32.576	5	4	1:54.596	19.765	35.503	24.508	34.820	19:14.411
16	4	2:11.696	20.640	36.559	24.389	50.108	30:44.272	6	4	1:52.950	19.657	35.300	23.351	34.642	21:07.361
17	4	2:00.128	21.564	37.851	24.714	35.999	32:44.400	7	4	1:53.639	19.562	35.306	23.529	35.242	23:01.000
18	4	1:57.488	20.741	36.411	24.268	36.068	34:41.888	8	4	1:55.422	19.771	36.589	23.966	35.096	24:56.422
19	4	2:15.033B	20.970	36.845	24.794	52.424	36:56.921	9	4	1:54.647	19.521	36.135	23.899	35.092	26:51.069
12	4	2:51.815	1:11.149	38.218	25.180	37.268	2:51.815	10	4	2:02.213	20.035	40.050	25.868	36.260	28:53.282
13	4	1:59.154	20.440	37.318	24.797	36.599	4:50.969	11	4	1:54.012	19.602	35.603	23.618	35.189	30:47.294
14	4	2:32.908B	21.546	40.168	28.519	1:02.675	7:23.877	12	4	2:24.180B	20.370	36.286	26.349	1:01.175	33:11.474
15	4	10:57.847	9:17.029	38.415	25.230	37.173	18:21.724	87 MCP #87 YAMAHA YZF R-1 O-SBK 1.Thomas DE SOUSA 3.François LALLEMENT 2.Sebastien LEVACHER 4.Jonathan OLLIVIER							
16	4	2:00.110	21.078	37.508	24.964	36.560	20:21.834	1	4	3:23.980	1:48.943	35.889	23.934	35.214	3:23.980
17	4	1:59.863	20.848	37.169	25.033	36.813	22:21.697	2	4	2:26.399B	19.495	35.334	24.050	1:07.520	5:50.379
18	4	2:02.128	21.564	37.851	24.714	35.999	32:44.400	3	4	11:10.983	9:37.364	35.366	23.724	34.529	17:01.362
19	4	1:57.488	20.741	36.411	24.268	36.068	34:41.888	4	4	1:53.597	19.802	35.221	23.719	34.855	18:54.959
20	4	2:15.033B	20.970	36.845	24.794	52.424	36:56.921	5	4	1:53.042	19.828	35.106	23.420	34.688	20:48.001
21	4	1:59.863	20.848	37.169	25.033	36.813	22:21.697	6	4	1:55.435	20.051	36.074	23.991	35.319	22:43.436



CIRCUIT DE BARCELONA-CATALUNYA

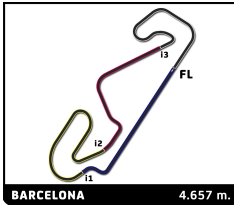
24H DE CATALUNYA DE MOTOCICLISME 2024

Qualifying Practice Green

Sector Analysis

— Invalidated Lap ■ Personal Best ■ Session Best B Crossing the pit lane

Lap	R	Time	Sector 1	Sector 2	Sector 3	Sector 4	Elapsed	Lap	R	Time	Sector 1	Sector 2	Sector 3	Sector 4	Elapsed
93 Team RB Racing HONDA CBR 1000 SST1								112 Team LCR Endurance YAMAHA YZF R-1 SST1							
1.Eric SERVIGNE 3.Franck RODRIGUEZ								1.Julien LEYNINGER 3.Baptiste FALGEROLES							
2.Christophe TROSCZYNSKI 4.Sébastien PAVOUX								2.Gino CASTINEL 4.Christophe BOUTIM							
1	4	2:49.967	1:05.372	40.743	26.112	37.740	2:49.967	14	4	1:53.427	19.653	35.315	23.654	34.805	40:24.814
2	4	2:02.463	20.725	38.241	25.741	37.756	4:52.430	15	4	1:58.253	20.127	37.163	25.142	35.821	42:23.067
3	4	2:37.216 B	23.708	41.391	27.262	1:04.855	7:29.646	1	4	2:13.132	35.747	37.325	24.113	35.947	2:13.132
4	4	10:13.957	8:31.173	39.548	25.723	37.513	17:43.603	2	4	1:56.568	19.674	36.456	24.072	36.366	4:09.700
5	4	2:06.723	23.769	39.323	25.432	38.199	19:50.326	3	4	2:21.118 B	19.542	37.775	28.696	55.105	6:30.818
6	4	2:01.466	21.110	38.823	24.697	36.836	21:51.792	4	4	10:44.898	9:08.342	36.764	24.199	35.593	17:15.716
7	4	2:01.494	21.360	38.236	24.991	36.907	23:53.286	5	4	1:55.005	19.747	35.966	23.856	35.436	19:10.721
8	4	2:00.221	20.519	37.901	24.995	36.806	25:53.507	6	4	1:55.300	19.811	36.170	23.752	35.567	21:06.021
9	4	2:29.879 B	21.327	39.226	28.350	1:00.976	28:23.386	7	4	1:54.770	19.632	35.979	23.758	35.401	23:00.791
10	4	4:59.410	3:16.354	39.586	26.027	37.443	33:22.796	8	4	1:55.400	19.737	36.606	23.826	35.231	24:56.191
11	4	2:00.809	21.153	37.921	24.866	36.869	35:23.605	9	4	1:54.598	19.582	36.122	23.771	35.123	26:50.789
12	4	2:00.545	21.128	37.412	25.086	36.919	37:24.150	10	4	1:54.742	19.847	35.937	23.660	35.298	28:45.531
13	4	2:27.805 B	21.217	38.164	25.092	1:03.332	39:51.955	11	4	1:55.005	19.538	36.117	24.202	35.148	30:40.536
95 Terrassa Èxit - CET SXX YAMAHA R6R SSP6								115 TIER Yamaha YAMAHA YZF R-1 SST1							
1.Jeroni BASTÉ 3.Mario LITRAN								1.Ryan MAHER 3.Christian GENTIL							
2.Jean-Paul FRITSCH 4.Toni ANGULO								2.Joe AKROYD 4.Alan KENNY							
1	4	3:01.398	1:14.958	41.161	26.558	38.721	3:01.398	1	4	2:00.710	26.311	35.702	23.696	35.001	2:00.710
2	4	2:27.169 B	22.302	38.695	26.025	1:00.147	5:28.567	2	4	1:52.915	19.767	35.040	23.609	34.499	3:53.625
3	4	12:23.112	...	39.924	25.792	37.639	17:51.679	3	4	2:29.488 B	19.943	37.246	27.804	1:04.495	6:23.113
4	4	2:03.942	22.267	38.329	25.803	37.543	19:55.621	4	4	10:37.082	9:03.233	35.420	23.545	34.884	17:00.195
5	4	2:01.876	21.500	37.422	25.450	37.504	21:57.497	5	4	1:53.873	19.920	35.569	23.606	34.778	18:54.068
6	4	2:01.088	21.524	37.574	25.376	36.614	23:58.585	6	4	1:52.349	19.630	34.990	23.346	34.383	20:46.417
7	4	2:00.377	21.207	37.236	25.422	36.512	25:58.962	7	4	1:52.565	19.583	34.902	23.280	34.800	22:38.982
8	4	4:57.010 B	23.098	38.749	27.471	3:27.692	30:55.972	8	4	1:52.146	19.459	35.041	23.146	34.500	24:31.128
98 CAP Endurance YAMAHA YZF R-1 SST1								116 EMT17 YAMAHA YZF R-6 SSP6							
1.Anthony BOIRA 3.Nicolas TAULEIGNE								1.Mehdi CHOLET 3.Emeline PERRIER							
2.Julien BALLESTER 4.Norian JANVIER								2.Jonathan PERRIER 4.Hervé ROYER							
1	4	4:32.347	2:55.059	37.212	24.303	35.773	4:32.347	1	4	2:38.674	56.208	39.287	25.608	37.571	2:38.674
2	4	2:15.378 B	20.626	36.775	24.059	53.918	6:47.725	2	4	2:00.750	21.123	37.540	25.201	36.886	4:39.424
3	4	10:50.603	9:13.429	37.347	24.057	35.770	17:38.328	3	4	2:38.777 B	25.751	42.421	30.845	59.760	7:18.201
4	4	1:53.807	19.648	35.317	23.650	35.192	19:32.135	4	4	10:19.816	8:38.655	38.623	25.148	37.390	17:38.017
5	4	1:54.304	19.775	35.318	23.771	35.440	21:26.439	5	4	2:00.129	21.413	37.277	24.989	36.450	19:38.146
6	4	2:27.971 B	19.779	35.915	23.858	1:08.419	23:54.410	6	4	1:59.610	21.251	37.098	24.819	36.442	21:37.756
99 CMT Racing #99 BMW S1000RR SST1								119 Zoo Riders Team KAWASAKI ZX10R SST1							
1.Mickael BARADON 3.Erik GUITTARD								1.Romain LASSAUSAIE 3.Alexandre COLONGE							
2.Arnaud BIEUX 4.Cedric DELAUNAY								2.Pascal RIGAUD 4.Pierre MAILLOT							
1	4	2:41.017	1:02.344	37.473	24.979	36.221	2:41.017	1	4	3:05.933	1:28.691	37.101	24.365	35.776	3:05.933
2	4	1:55.805	19.749	36.279	24.373	35.404	4:36.822	2	4	2:08.538 B	19.536	35.875	24.101	49.026	23:28.171
3	4	2:19.742 B	23.971	41.393	24.643	49.735	6:56.564	3	4	5:07.160	3:29.837	37.113	24.312	35.898	30:45.331
4	4	10:49.650	9:12.689	36.885	24.623	35.453	17:46.214	4	4	1:54.985	19.995	35.531	23.773	35.686	32:40.316
5	4	1:54.822	20.150	35.498	23.887	35.287	19:41.036	5	4	1:56.224	19.790	35.982	24.513	35.939	34:36.540
6	4	1:53.991	19.416	35.350	23.960	35.265	21:35.027	6	4	1:53.697	19.451	35.447	23.871	34.928	36:30.237
7	4	1:54.606	19.530	35.635	23.985	35.456	23:29.633	7	4	2:01.150	23.050	36.238	24.663	37.199	38:31.387
8	4	2:08.538 B	19.536	35.875	24.101	49.026	25:38.171								
9	4	5:07.160	3:29.837	37.113	24.312	35.898	30:45.331								
10	4	1:54.985	19.995	35.531	23.773	35.686	32:40.316								
11	4	1:56.224	19.790	35.982	24.513	35.939	34:36.540								
12	4	1:53.697	19.451	35.447	23.871	34.928	36:30.237								
13	4	2:01.150	23.050	36.238	24.663	37.199	38:31.387								



CIRCUIT DE BARCELONA-CATALUNYA

24H DE CATALUNYA DE MOTOCICLISME 2024

Qualifying Practice Green

Sector Analysis

— Invalidated Lap ■ Personal Best ■ Session Best B Crossing the pit lane

Lap	R	Time	Sector 1	Sector 2	Sector 3	Sector 4	Elapsed	Lap	R	Time	Sector 1	Sector 2	Sector 3	Sector 4	Elapsed	
2	4	2:14.033	B	19.438	35.889	23.696	55.010	5:19.966	1	4	2:49.119	1:10.127	38.324	24.686	35.982	2:49.119
3	4	12:20.626	...	35.742	24.144	34.847	17:40.592	2	4	1:55.313	20.284	35.806	23.710	35.513	4:44.432	
4	4	1:54.963	19.870	36.335	23.576	35.182	19:35.555	3	4	2:38.944	B	21.894	42.087	31.339	1:03.624	7:23.376
5	4	2:21.893	B	19.416	35.508	24.456	1:02.513	21:57.448	4	4	9:44.812	8:09.547	36.216	23.764	35.285	17:08.188
6	4	3:38.425	2:03.222	35.677	23.640	35.886	25:35.873	5	4	1:53.778	19.758	35.428	23.582	35.010	19:01.966	
7	4	1:52.842	19.473	35.238	23.454	34.677	27:28.715	6	4	1:53.458	19.664	35.212	23.617	34.965	20:55.424	
8	4	1:52.992	19.558	35.263	23.507	34.664	29:21.707	7	4	1:53.019	19.543	34.987	23.723	34.766	22:48.443	
9	4	1:52.900	19.275	35.165	23.519	34.941	31:14.607	8	4	3:29.599	B	19.587	1:07.295	39.547	1:23.170	26:18.042
10	4	2:18.207	B	19.392	35.341	23.606	59.868	33:32.814	9	4	6:37.794	5:00.698	36.837	24.626	35.633	32:55.836
									10	4	1:54.474	19.915	35.519	23.784	35.256	34:50.310
									11	4	1:53.229	19.841	35.143	23.504	34.741	36:43.539
									12	4	1:52.686	19.507	34.930	23.408	34.841	38:36.225
									13	4	1:52.926	19.441	35.302	23.410	34.773	40:29.151

199 **Artec** KAWASAKI ZX10R
 1. Lionel BERGERON SST1
 2. Mathieu CLEMENT
 3. Vincent RUTOWSKI
 4. Damien MARTIN

1	4	2:08.707	29.136	38.703	24.553	36.315	2:08.707	
2	4	1:55.833	20.300	36.701	23.680	35.152	4:04.540	
3	4	2:24.480	B	19.450	41.418	28.717	54.895	6:29.020
4	4	12:19.193	...	37.352	23.761	36.564	18:48.213	
5	4	1:53.895	19.757	35.694	23.333	35.111	20:42.108	
6	4	1:52.942	19.572	35.201	23.811	34.358	22:35.050	
7	4	2:37.590	B	20.960	45.763	32.317	58.550	25:12.640
8	4	9:19.331	7:42.362	37.718	23.923	35.328	34:31.971	
9	4	1:53.903	20.186	35.487	23.533	34.697	36:25.874	
10	4	1:57.528	19.594	37.214	23.719	37.001	38:23.402	
11	4	1:52.237	19.704	35.099	22.962	34.472	40:15.639	
12	4	1:52.502	20.043	35.017	23.005	34.437	42:08.141	

210 **Team Grip Attack** HONDA CBR
 1. Raphaël SIBOLDI SST1
 2. Quentin WISNIEWSKI
 3. Raphaël MARTINEZ
 4. Eddy GALVEZ

1	4	2:47.780	1:08.093	38.239	24.569	36.879	2:47.780	
2	4	1:58.074	19.881	37.006	24.166	37.021	4:45.854	
3	4	2:30.399	B	23.323	41.431	30.153	55.492	7:16.253
4	4	10:17.984	8:39.034	37.897	24.605	36.448	17:34.237	
5	4	1:57.753	19.904	36.923	24.159	36.767	19:31.990	
6	4	1:57.129	20.203	36.766	23.961	36.199	21:29.119	
7	4	1:56.111	19.849	36.335	23.653	36.274	23:25.230	
8	4	2:13.672	B	20.211	37.224	25.399	50.838	25:38.902

222 **Team Supermoto Racing** YAMAHA YZF R-1
 1. Valentin ROEDEL O-SBK
 2. Florian PICHON
 3. Kenny LE VERN
 4. Alexandre CANU

1	4	3:15.240	1:33.917	38.235	25.511	37.577	3:15.240	
2	4	2:32.397	B	20.952	39.004	26.494	1:05.947	5:47.637
3	4	12:16.144	...	37.978	25.507	36.854	18:03.781	
4	4	1:57.804	20.626	36.660	24.737	35.781	20:01.585	
5	4	1:56.049	20.311	36.189	24.249	35.300	21:57.634	
6	4	2:44.099	B	20.252	37.945	25.262	1:20.640	24:41.733
7	4	4:39.954	3:01.180	37.597	24.939	36.238	29:21.687	
8	4	2:01.379	20.247	35.982	24.199	40.951	31:23.066	
9	4	1:58.030	20.726	36.660	24.636	36.008	33:21.096	
10	4	1:59.587	20.905	36.455	25.037	37.190	35:20.683	
11	4	1:57.704	20.695	36.524	24.662	35.823	37:18.387	
12	4	2:30.886	B	20.594	38.034	25.738	1:06.520	39:49.273

232 **2332 Racing** YAMAHA YZF R-1
 1. Thomas QUODBACH SST1
 2. Raphaël BILEM
 3. Jean-Michel PONCELET
 4. Tonino SABIA

294 **JOJ Racing Team** KAWASAKI ZX10RR
 1. Sascha GALLERT EWC
 2. Billy HILPERT
 3. Michiel BURGER
 4. Daniel VERMAAS

1	4	3:11.252	1:34.818	36.653	24.291	35.490	3:11.252
---	---	----------	----------	---------------	---------------	---------------	----------

333 **NRT Endurance** YAMAHA YZF R-1
 1. Cyril LEROUX O-SBK
 2. Marc LEROY
 3. Adrien LESAUVAGE
 4. Cyril LEPAND

1	4	3:52.214	2:11.040	39.053	25.187	36.934	3:52.214	
2	4	2:23.072	B	21.466	38.524	27.783	55.299	6:15.286
3	4	12:15.568	...	38.154	25.234	36.871	18:30.854	
4	4	1:57.164	20.498	36.358	24.441	35.867	20:28.018	
5	4	1:56.567	20.356	36.197	24.297	35.717	22:24.585	
6	4	1:56.469	20.159	35.849	24.467	35.994	24:21.054	
7	4	1:57.454	19.909	35.704	23.831	38.010	26:18.508	
8	4	1:56.911	20.175	36.534	24.652	35.550	28:15.419	
9	4	1:56.625	19.946	36.014	24.870	35.795	30:12.044	
10	4	1:56.260	20.058	36.287	24.443	35.472	32:08.304	
11	4	1:56.279	19.960	36.122	24.355	35.842	34:04.583	
12	4	1:56.656	19.911	36.447	24.259	36.039	36:01.239	
13	4	2:14.986	B	20.010	37.188	25.436	52.352	38:16.225