

# SS 300

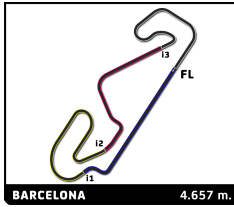
## RFME ESBK 2024

### Entrenamiento Libre 2

#### Sector Analysis

Invalidated Lap Personal Best Session Best Crossing the pit lane

Lap	Time	Sector 1	Sector 2	Sector 3	Sector 4	T.Sp	Lap	Time	Sector 1	Sector 2	Sector 3	Sector 4	T.Sp
<b>1 Gonzalo SANCHEZ</b> ESP													
ARCO MOTOR UNIVERSITY TEAM YAMAHA													
1	4:43.961	3:08.098	36.471	24.764	34.628	145.2	10	2:02.398	23.203	37.987	25.733	35.475	187.1
2	1:57.543	22.133	<b>35.585</b>	24.912	34.913	200.6	11	2:04.988	22.986	39.024	26.773	36.205	191.4
3	2:16.834	22.402	36.252	30.951	47.229	202.1	12	2:00.996	23.378	36.563	25.611	35.444	190.1
4	2:11.461	28.688	42.209	25.030	35.534	191.1	13	2:00.751	22.926	36.641	25.608	35.576	190.4
5	1:58.268	<b>21.900</b>	36.035	25.280	35.053	204.0	14	2:00.652	23.272	36.542	25.556	35.282	186.8
6	2:16.208	31.072	43.993	25.632	35.511	191.7							
7	1:58.110	22.488	35.966	25.053	34.603	204.0							
8	<b>1:57.176</b>	22.327	35.599	<b>24.763</b>	<b>34.487</b>	196.2							
9	2:40.788 B	23.849	43.062	35.574	58.303	187.1							
10	7:23.770	5:39.855	40.253	28.504	35.158	143.8							
11	1:57.254	21.966	35.844	24.818	34.626	203.2							
<b>2 Natalia RIVERA</b> ESP													
ARCO SASH MOTOR UNIVERSITY TEA YAMAHA													
1	3:06.293	1:16.162	39.527	26.836	43.768	115.2							
2	2:01.432	23.136	37.017	25.680	35.599	193.1							
3	2:00.137	23.167	36.456	25.212	35.302	194.8							
4	1:59.435	22.586	36.110	25.349	35.390	201.7							
5	1:58.895	<b>22.474</b>	36.058	25.152	35.211	199.5							
6	2:02.932	23.358	38.129	25.538	35.907	201.0							
7	2:14.300	30.356	42.814	25.574	35.556	190.7							
8	1:59.467	22.974	36.266	25.238	<b>34.989</b>	190.7							
9	<b>1:58.848</b>	22.585	<b>36.042</b>	25.207	35.014	197.7							
10	2:27.171 B	23.032	41.721	29.845	52.573	193.8							
11	5:49.154	4:06.600	40.677	25.839	36.038	95.4							
12	2:01.322	22.977	36.394	25.307	36.644	191.1							
13	1:59.963	22.907	36.539	<b>25.104</b>	35.413	191.4							
<b>5 Adrian COVARRUBIAS</b> ESP													
1	3:45.275	2:00.353	37.902	26.044	40.976	120.4							
2	2:06.227	26.786	39.001	25.121	35.319	188.1							
3	<b>1:58.590</b>	<b>22.342</b>	<b>36.025</b>	25.159	35.064	197.7							
4	1:59.768	22.632	36.060	25.630	35.446	194.1							
5	2:12.434	27.645	43.220	25.855	35.714	186.5							
6	2:14.845 B	22.908	36.435	25.465	50.037	190.4							
7	5:00.963	3:22.766	36.587	25.421	36.189	99.5							
8	2:21.797 B	24.435	41.765	25.499	50.098	190.4							
9	2:24.446	44.898	37.772	25.928	35.848	133.4							
10	2:03.153	24.881	37.524	25.319	35.429	195.5							
11	1:59.560	23.076	36.365	<b>25.076</b>	<b>35.043</b>	189.7							
12	2:03.544	23.414	36.515	25.537	38.078	188.4							
<b>7 Guerau SIMO</b> ESP													
I+DENT RACING TEAM YAMAHA													
1	3:50.212	2:05.790	41.849	26.467	36.106	94.3							
2	2:01.047	23.457	36.755	25.504	35.331	197.0							
3	2:01.194	22.925	<b>36.156</b>	25.549	36.564	192.8							
4	2:04.878	23.057	36.517	27.021	38.283	189.4							
5	2:11.118	23.576	37.764	29.648	40.130	187.1							
6	2:01.063	23.249	36.535	25.837	35.442	185.8							
7	<b>2:00.016</b>	23.057	36.198	<b>25.494</b>	<b>35.267</b>	188.1							
8	2:00.217	22.913	36.279	25.657	35.368	194.8							
9	2:00.960	<b>22.902</b>	36.842	25.734	35.482	190.7							
<b>8 Tobias Richardt PEDERSEN</b> DEN													
KAWASAKI													
1	2:59.880 B	58.850	41.771	28.264	50.995	129.1							
2	4:08.425 B	2:15.529	39.048	27.174	46.674	142.9							
3	5:31.037	3:47.318	38.958	26.615	38.146	139.9							
4	2:06.505	24.204	38.193	26.656	37.452	188.1							
5	2:05.871	24.095	38.007	26.427	37.342	187.1							
6	2:05.882	24.176	37.897	26.699	37.110	186.8							
7	2:05.650	24.232	37.791	26.294	37.333	185.8							
8	2:07.784	23.904	37.889	26.355	39.636	187.8							
9	2:11.093	25.297	41.791	26.723	37.282	180.0							
10	2:03.872	23.593	37.562	26.108	<b>36.609</b>	195.9							
11	<b>2:03.749</b>	<b>23.111</b>	<b>37.821</b>	<b>26.004</b>	36.813	198.4							
12	2:04.546	23.621	<b>37.543</b>	26.302	37.080	190.7							
<b>17 Carla MULOT</b> FRA													
YAMAHA													
1	2:46.650	59.404	41.234	28.437	37.575	112.9							
2	2:03.873	23.572	37.422	26.333	36.546	190.7							
3	2:04.379	23.719	37.442	26.232	36.986	190.1							
4	2:05.130	23.836	37.648	26.192	37.454	187.8							
5	2:04.590	23.772	37.470	26.361	36.987	189.4							
6	2:05.836	24.783	37.393	26.449	37.211	187.8							
7	2:04.522	23.484	37.637	26.311	37.090	193.5							
8	2:15.867	23.621	<b>36.841</b>	37.633	37.772	183.6							
9	2:19.061 B	23.960	38.072	26.733	50.296	188.1							
10	6:27.932	4:46.962	37.640	26.359	36.971	128.1							
11	<b>2:03.322</b>	<b>23.477</b>	37.313	<b>26.087</b>	<b>36.445</b>	190.4							
12	2:03.322	23.570	37.027	26.172	36.553	191.1							
<b>18 Ivan MUÑOZ</b> ESP													
KAWASAKI													
1	4:00.514	2:21.540	37.660	25.659	35.655	139.0							
2	2:00.454	23.288	36.508	25.438	35.220	186.5							
3	1:59.923	23.112	<b>36.099</b>	25.263	35.449	186.2							
4	2:00.297	23.161	36.411	25.304	35.421	186.8							
5	2:00.162	23.079	36.474	25.258	35.351	188.4							
6	2:04.781	23.269	36.753	25.481	39.278	184.3							
7	2:04.634	23.400	36.695	25.735	38.804	185.5							
8	2:00.202	22.926	36.651	25.258	35.367	190.4							
9	2:00.664	23.067	36.471	25.773	35.353	190.4							
10	2:00.165	23.061	36.359	25.303	35.442	188.4							
11	2:01.091	23.120	36.577	25.379	36.015	187.4							
12	2:00.058	23.124	36.747	25.079	<b>35.108</b>	187.1							
13	<b>1:59.400</b>	<b>22.787</b>	36.361	<b>24.983</b>	35.269	191.7							
14	2:07.740	27.788	37.620	25.176	37.156	185.5							
<b>19 Lorenzo MOHEDANO</b> ESP													
KAWASAKI													
1	3:00.904	1:16.527	39.364	26.385	38.628	142.9							
2	2:09.212	29.304	38.511	25.594	35.803	165.2							



**SS 300**  
**RFME ESBK 2024**  
**Entrenamiento Libre 2**  
**Sector Analysis**

— Invalidated Lap    ■ Personal Best    ■ Session Best    B Crossing the pit lane

Lap	Time	Sector 1	Sector 2	Sector 3	Sector 4	T.Spd	Lap	Time	Sector 1	Sector 2	Sector 3	Sector 4	T.Spd
3	2:01.612	<b>22.952</b>	36.956	25.422	36.282	195.5	8	1:58.314	<b>22.237</b>	36.385	25.066	34.626	195.9
4	2:01.018	23.040	36.674	25.405	35.899	194.1	9	2:01.228	22.384	<b>35.550</b>	<b>24.637</b>	38.657	197.3
5	2:01.817	23.271	37.042	25.593	35.911	190.1	10	1:58.142	22.692	36.068	24.690	34.692	192.8
6	2:02.227	23.232	36.750	25.588	36.657	189.1							
7	2:01.142	23.060	36.525	25.633	35.924	193.5							
8	2:01.240	23.193	36.579	25.566	35.902	189.7							
9	2:01.421	23.267	36.841	25.839	35.474	188.1							
10	2:03.693	23.216	39.219	25.594	35.664	197.3							
11	2:01.984	23.109	36.610	26.005	36.260	190.7							
12	2:00.721	23.125	36.595	25.582	35.419	186.2							
13	<b>1:59.972</b>	23.275	36.386	<b>24.994</b>	<b>35.317</b>	187.1							
14	2:00.522	22.978	36.822	25.277	35.445	191.4							
15	2:00.340	23.029	<b>36.289</b>	25.311	35.711	189.7							

**20 Lucas MOHEDANO** ESP  
 KAWASAKI

1	3:35.510	1:51.328	38.853	26.728	38.601	126.1
2	2:08.396	23.933	38.307	27.224	38.932	186.8
3	2:03.892	24.731	37.142	25.816	36.203	176.8
4	2:02.668	23.733	37.220	25.804	35.911	187.1
5	2:03.513	23.455	37.300	25.943	36.815	195.5
6	2:03.111	23.693	37.218	25.913	36.287	186.5
7	2:20.206 B	23.966	38.083	26.638	51.519	187.8
8	3:01.993	1:14.475	40.133	27.992	39.393	131.5
9	2:03.539	23.500	37.172	26.047	36.820	192.8
10	2:03.741	23.597	37.409	26.056	36.679	189.4
11	2:01.470	23.288	36.796	25.556	35.830	192.4
12	<b>2:00.886</b>	<b>23.050</b>	<b>36.562</b>	<b>25.389</b>	35.885	196.6
13	2:01.649	23.543	36.737	25.582	<b>35.787</b>	190.7
14	2:03.857	23.086	37.364	26.289	37.118	195.9

**22 Aroa FERNANDEZ** ESP  
 I+DENT JUNIOR RACING TEAM YAMAHA

1	3:09.508	1:19.738	41.810	28.014	39.946	138.9
2	2:08.804	24.854	38.817	27.339	37.794	185.8
3	2:07.770	24.724	38.520	26.961	37.565	184.3
4	2:08.576	24.882	38.806	27.016	37.872	183.6
5	2:08.577	24.621	38.807	27.256	37.893	182.4
6	2:08.675	24.719	38.592	27.526	37.838	181.5
7	2:07.642	<b>24.475</b>	38.495	27.127	37.545	183.0
8	2:07.638	24.486	38.589	<b>26.899</b>	37.664	182.4
9	2:07.965	24.522	38.543	27.253	37.647	183.0
10	2:07.459	24.492	38.570	27.031	37.366	184.9
11	<b>2:07.296</b>	24.725	<b>38.072</b>	27.182	<b>37.317</b>	184.6
12	2:08.790	24.773	39.292	26.951	37.774	183.6
13	2:07.901	24.926	38.542	26.962	37.471	181.5
14	2:08.888	24.780	38.420	28.011	37.677	180.6

**24 Michel AGAZZI** ITA  
 YAMAHA MS RACING YAMAHA

1	3:07.430	1:15.421	48.080	27.474	36.455	134.4
2	2:00.106	22.988	36.857	24.884	35.377	208.7
3	2:00.087	23.006	36.090	25.212	35.779	191.7
4	<b>1:57.620</b>	22.576	35.717	24.869	<b>34.458</b>	197.0
5	1:59.648	22.758	35.825	25.936	35.129	193.5
6	2:21.502 B	22.543	36.504	27.501	54.954	194.5
7	10:48.925	8:24.450	56.891	40.070	47.514	115.5

**26 Daniel OCETE** ESP  
 I+ DENT JUNIOR RACING TEAM YAMAHA

1	3:50.199	2:05.883	41.918	26.665	35.733	96.5
2	2:00.030	23.242	36.485	25.322	34.981	194.5
3	1:58.945	23.077	<b>36.016</b>	25.129	<b>34.723</b>	191.1
4	2:08.746	23.627	37.586	28.942	38.591	192.1
5	2:12.051	22.709	37.355	28.598	43.389	195.2
6	1:59.176	22.989	36.094	24.892	35.201	188.4
7	1:59.670	23.033	36.134	25.195	35.308	191.1
8	1:59.080	23.209	36.037	25.058	34.776	184.6
9	1:59.014	22.916	36.144	25.089	34.865	190.4
10	1:59.688	23.098	36.220	25.227	35.143	192.1
11	1:59.209	23.055	36.048	25.222	34.884	185.5
12	2:02.228	22.771	38.997	25.615	34.845	194.1
13	<b>1:58.733</b>	<b>22.636</b>	36.055	<b>24.872</b>	35.170	200.2
14	2:03.873	23.429	37.440	25.207	37.797	190.4

**28 Pietro ANASTASI** SUI  
 YAMAHA

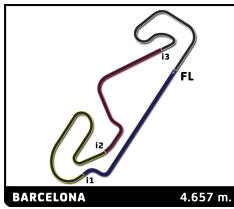
1	2:53.504	1:06.179	37.190	26.553	43.582	146.7
2	2:03.750	23.262	38.188	25.950	36.350	192.8
3	2:01.977	23.787	36.821	25.658	35.711	190.1
4	2:05.294	23.359	37.323	26.024	38.588	193.8
5	2:01.029	22.765	36.753	25.621	35.890	198.4
6	2:03.909	23.398	36.744	25.908	37.859	201.3
7	2:14.446	30.126	43.332	25.557	35.431	199.1
8	1:59.378	22.776	36.481	<b>25.032</b>	35.089	201.7
9	<b>1:58.703</b>	<b>22.441</b>	<b>36.120</b>	25.215	<b>34.927</b>	203.6
10	2:28.781 B	22.516	42.293	29.992	53.980	200.2
11	5:46.534	4:07.057	37.970	25.689	35.818	141.2
12	2:01.201	23.060	36.808	25.748	35.585	190.4
13	2:00.815	23.010	36.884	25.479	35.442	191.1

**31 Roberto FERNANDEZ** ESP  
 I+DENT JUNIOR RACING TEAM YAMAHA

1	3:50.298	2:06.243	41.756	26.599	35.700	95.6
2	2:00.080	22.841	37.327	25.090	34.822	192.8
3	<b>1:58.811</b>	22.754	36.009	25.311	<b>34.737</b>	191.7
4	2:08.449	22.536	36.453	31.560	37.900	194.1
5	2:12.325	22.691	38.096	29.578	41.960	193.8
6	1:59.217	23.143	36.055	24.957	35.062	189.1
7	1:59.595	22.708	36.263	25.206	35.418	191.7
8	1:59.410	23.507	35.992	<b>24.868</b>	35.043	181.8
9	1:58.878	22.512	36.069	25.269	35.028	195.5
10	1:59.484	22.799	36.198	25.290	35.197	190.4
11	1:59.510	23.345	<b>35.961</b>	25.152	35.052	182.4
12	2:01.932	<b>22.413</b>	38.959	25.457	35.103	197.7
13	1:58.887	22.425	36.156	24.992	35.314	199.9
14	2:06.891	23.235	37.709	25.256	40.691	189.4

**34 Erik GARCIA** ESP  
 KAWASAKI

1	3:03.202	1:16.918	39.227	26.822	40.235	148.7
---	----------	----------	--------	--------	--------	-------



# SS 300

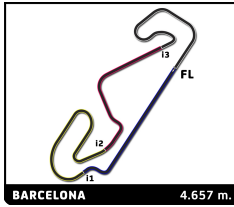
## RFME ESBK 2024

### Entrenamiento Libre 2

### Sector Analysis

— Invalidated Lap    ■ Personal Best    ■ Session Best    B Crossing the pit lane

Lap	Time	Sector 1	Sector 2	Sector 3	Sector 4	T.Spd	Lap	Time	Sector 1	Sector 2	Sector 3	Sector 4	T.Spd
2	2:04.329	24.421	37.866	26.149	35.893	185.2	12	<b>2:00.543</b>	22.862	36.766	25.374	35.541	196.2
3	2:00.740	23.490	36.668	<b>25.326</b>	<b>35.256</b>	190.7	13	2:06.896	23.065	40.192	26.809	36.830	189.4
4	<b>2:00.325</b>	<b>22.543</b>	<b>36.629</b>	25.651	35.502	202.1	<b>48 Martim JESUS</b> POR						
5	2:01.122	22.722	36.893	25.532	35.975	197.3	TEAM MOTOCLUBE LOULÉ KAWASAKI						
6	2:02.191	22.987	36.649	25.478	37.077	196.2	1	3:43.156	2:00.356	40.919	25.822	36.059	138.5
7	2:03.115	23.169	37.067	25.958	36.921	196.2	2	2:01.792	23.485	37.139	25.612	35.556	186.2
8	2:00.839	22.816	36.817	25.479	35.727	194.8	3	2:00.607	23.226	36.469	25.366	35.546	190.1
9	2:02.344	22.819	36.839	26.356	36.330	196.2	4	2:18.253B	23.067	41.366	25.834	47.986	186.5
10	2:14.793B	23.582	37.756	26.287	47.168	188.1	5	4:09.407	2:30.943	37.161	25.746	35.557	129.9
11	3:40.355	1:59.607	37.620	26.402	36.726	137.8	6	2:00.412	23.140	36.382	25.378	35.512	188.1
12	2:02.231	23.505	37.097	25.656	35.973	187.4	7	2:00.568	23.149	36.502	25.501	35.416	189.1
13	2:01.519	23.162	36.963	25.525	35.869	192.1	8	2:00.360	23.050	36.484	25.409	35.417	189.4
14	2:01.528	23.087	36.925	25.673	35.843	191.4	9	2:00.192	22.989	36.371	25.283	35.549	189.1
<b>35 Jose Emiliano ZAMUDIO</b> MEX							10	2:00.780	22.792	37.043	25.478	35.467	191.4
KAWASAKI							11	2:00.737	<b>22.446</b>	36.621	26.090	35.580	202.1
1	2:44.271	52.048	49.253	27.233	35.737	143.6	12	2:00.085	22.995	36.573	<b>25.252</b>	<b>35.265</b>	187.4
2	1:59.701	22.751	36.376	25.322	<b>35.252</b>	197.7	13	<b>1:59.906</b>	22.923	<b>36.316</b>	25.281	35.386	190.4
3	<b>1:59.089</b>	<b>22.552</b>	<b>36.057</b>	<b>25.205</b>	35.275	198.8	<b>61 Uriel HIDALGO</b> ESP						
4	1:59.954	22.710	36.309	25.409	35.526	194.8	DEZA - BOX 77 RACING TEAM KAWASAKI						
5	2:05.772	22.833	36.709	25.383	40.847	192.8	1	3:07.261	1:16.222	45.897	28.571	36.571	144.4
6	2:14.443	24.763	42.019	26.621	41.040	188.7	2	2:00.326	23.376	36.889	24.718	35.343	204.7
7	2:16.218	29.849	42.829	27.079	36.461	175.4	3	2:03.031	22.666	38.392	25.347	36.626	193.1
8	2:00.741	22.906	36.678	25.412	35.745	197.3	4	<b>1:57.463</b>	<b>22.142</b>	<b>35.537</b>	24.855	34.929	205.1
9	2:00.257	22.628	36.518	25.691	35.420	197.7	5	1:57.652	22.225	35.591	25.023	34.813	196.6
10	2:05.697	23.200	40.816	25.973	35.708	196.6	6	2:10.423	22.903	41.470	26.770	39.280	204.4
11	2:00.841	22.897	36.884	25.598	35.462	195.5	7	1:58.177	22.290	35.668	24.774	35.445	197.0
12	2:22.317B	23.824	38.826	26.425	53.242	195.2	8	1:59.559	23.055	36.340	25.158	35.006	183.3
13	4:18.751	2:39.668	37.550	25.826	35.707	145.9	9	2:24.757B	27.211	41.504	24.998	51.044	183.3
<b>41 Marc GARCIA</b> ESP							10	4:45.009B	2:43.597	40.453	26.492	54.467	80.1
1	3:07.140	1:15.171	48.288	27.244	36.437	128.8	11	3:00.966	1:22.914	37.662	25.160	35.230	117.5
2	2:01.733	25.536	36.652	24.870	34.675	205.9	12	1:58.710	22.612	36.164	24.923	35.011	191.1
3	1:58.484	22.424	35.902	25.013	35.145	207.9	13	1:58.078	23.013	35.786	<b>24.677</b>	<b>34.602</b>	188.7
4	1:57.875	22.664	35.756	24.873	34.582	192.1	<b>78 Martim LIMA</b> POR						
5	2:05.922	24.690	40.063	25.062	36.107	193.8	DEZA-BOX 77 RACING TEAM KAWASAKI						
6	2:04.506	<b>22.197</b>	36.482	26.731	39.096	198.8	1	2:54.116	58.309	42.080	30.304	43.423	89.0
7	1:58.646	22.498	35.514	<b>24.696</b>	35.938	193.8	2	2:03.583	23.256	37.950	26.313	36.064	193.1
8	2:15.172B	22.880	36.406	25.237	50.649	186.2	3	2:02.005	<b>22.913</b>	37.500	25.698	35.894	196.6
9	10:02.419	8:26.999	36.087	24.806	34.527	130.7	4	2:02.381	23.117	37.554	25.735	35.975	191.7
10	2:00.074	22.462	35.348	27.686	34.578	193.8	5	2:02.573	23.091	36.972	25.821	36.689	191.7
11	<b>1:56.730</b>	22.215	<b>35.288</b>	24.769	<b>34.458</b>	197.3	6	2:26.096B	23.572	37.077	26.186	59.261	188.1
<b>42 Rosa JIMENEZ</b> ESP							7	7:05.837	5:17.346	42.770	28.168	37.553	77.4
ADN VG RACING KAWASAKI							8	2:28.124	30.928	40.566	27.732	48.898	187.1
1	3:05.957	1:16.678	39.751	26.724	42.804	146.3	9	2:08.654	23.794	42.874	26.068	35.918	187.1
2	2:01.058	23.176	36.977	25.379	35.526	192.4	10	2:01.644	23.166	37.047	25.729	35.702	188.7
3	2:00.615	23.025	36.949	<b>25.339</b>	35.302	194.8	11	<b>2:01.340</b>	23.232	<b>36.935</b>	<b>25.651</b>	<b>35.522</b>	187.1
4	2:01.071	23.375	36.772	25.360	35.564	191.7	12	2:01.944	23.229	37.026	25.920	35.769	187.8
5	2:00.640	<b>22.805</b>	36.831	25.428	35.576	196.2	<b>79 Tomas ALONSO</b> POR						
6	2:01.905	22.947	36.553	25.521	36.884	192.1	KAWASAKI						
7	2:07.475	23.713	42.082	25.681	35.999	195.2	1	2:43.685	1:00.248	40.616	27.496	35.325	98.7
8	2:01.379	23.160	36.730	25.555	35.934	193.5	2	1:59.122	22.965	36.219	25.144	34.794	191.4
9	2:05.896	23.241	40.639	25.598	36.418	199.9	3	1:58.461	22.682	36.054	24.949	34.776	194.5
10	2:22.429B	23.366	37.931	28.126	53.006	190.4	4	2:24.434B	22.698	36.813	26.935	57.988	198.8
11	5:40.878	4:03.627	<b>36.539</b>	25.440	<b>35.272</b>	144.0	5	8:09.511	6:28.219	40.590	25.283	35.419	86.1



# SS 300

## RFME ESBK 2024

### Entrenamiento Libre 2

#### Sector Analysis

— Invalidated Lap    ■ Personal Best    ■ Session Best    B Crossing the pit lane

Lap	Time	Sector 1	Sector 2	Sector 3	Sector 4	T.Sp	Lap	Time	Sector 1	Sector 2	Sector 3	Sector 4	T.Sp
6	2:06.935	22.639	38.284	26.888	39.124	195.2	7	2:18.006 B	23.441	37.507	26.075	50.983	191.4
7	2:30.925 B	<b>22.120</b>	43.329	35.270	50.206	199.9	8	6:07.949	4:27.119	37.901	26.125	36.804	130.0
8	3:34.926	1:54.839	40.083	25.174	34.830	90.7	9	2:03.524	23.375	37.343	25.998	36.808	192.1
9	<b>1:57.748</b>	22.488	<b>35.727</b>	<b>24.788</b>	34.745	197.0	10	2:04.568	23.609	37.408	26.248	37.303	190.4
10	1:58.014	22.415	35.988	24.915	34.696	195.9	11	2:02.330	23.371	36.930	25.470	36.559	193.1
11	1:58.379	22.540	36.384	24.866	<b>34.589</b>	198.0	12	<b>2:00.613</b>	23.242	36.824	25.202	<b>35.345</b>	190.4
							13	2:18.227 B	<b>22.857</b>	37.461	25.734	52.175	198.0

### 84 Julio GARCIA

ESP

1	3:08.714	1:23.559	43.688	26.380	35.087	143.1
2	1:57.270	22.157	35.784	24.657	34.672	200.6
3	2:04.630	23.177	39.871	25.400	36.182	195.9
4	<b>1:56.388</b>	21.976	<b>35.417</b>	24.575	<b>34.420</b>	202.1
5	1:56.867	22.184	35.551	<b>24.542</b>	34.590	198.8
6	2:27.164 B	22.722	41.254	25.061	58.127	192.4
7	10:43.713	8:53.638	37.797	26.485	45.793	127.3
8	1:57.736	<b>21.933</b>	36.064	24.830	34.909	193.8
9	2:02.880	22.493	35.802	24.906	39.679	192.8
10	1:57.396	22.234	35.835	24.706	34.621	202.1

### 88 Tomas MARIN

COL  
DEZA-BOX77 RACING TEAM    KAWASAKI

1	3:06.338	1:15.679	46.181	28.396	36.082	138.3
2	2:01.936	23.881	37.560	25.223	35.272	190.1
3	2:02.136	22.961	38.333	25.362	35.480	201.3
4	<b>1:59.417</b>	22.892	36.134	25.266	35.125	196.2
5	2:00.188	22.936	36.781	<b>25.045</b>	35.426	195.2
6	2:21.582 B	<b>22.494</b>	<b>36.087</b>	25.144	57.857	203.2
7	3:43.663	2:00.818	41.306	25.609	35.930	93.2
8	2:24.051 B	22.980	36.932	28.193	55.946	195.5
9	4:22.828	2:42.364	39.395	25.606	35.463	84.1
10	2:05.351	26.295	37.734	26.044	35.278	165.2
11	1:59.833	23.513	36.262	25.113	<b>34.945</b>	185.8
12	2:00.384	23.049	36.406	25.604	35.325	199.1

### 92 Joel AZNAR

ESP  
ILUSIÓN TEAM    KAWASAKI

1	2:53.174	57.015	43.191	29.420	43.548	128.4
2	2:04.312	23.484	38.375	26.161	36.292	191.4
3	2:01.674	22.897	37.113	25.708	35.956	195.9
4	2:05.100	23.289	38.185	25.553	38.073	192.1
5	2:01.458	23.404	36.643	25.256	36.155	192.4
6	2:06.479	22.849	36.801	26.251	40.578	205.1
7	2:13.340 B	<b>22.713</b>	36.747	25.663	48.217	203.2
8	8:38.161	6:28.678	50.035	40.547	38.901	134.7
9	2:05.433	23.456	37.612	25.892	38.473	191.4
10	1:59.934	22.852	36.573	25.099	35.410	194.5
11	<b>1:59.841</b>	22.979	<b>36.460</b>	<b>24.994</b>	<b>35.408</b>	193.1

### 95 Ricardo RODRÍGUEZ

MEX  
KAWASAKI

1	2:35.058	53.602	38.542	26.163	36.751	146.3
2	2:03.119	23.512	37.434	25.814	36.359	191.7
3	2:02.322	23.414	37.185	25.546	36.177	193.8
4	2:02.328	23.352	<b>36.764</b>	25.719	36.493	191.7
5	2:01.819	23.432	36.863	<b>25.194</b>	36.330	191.4
6	2:03.461	23.403	37.476	26.098	36.484	190.7