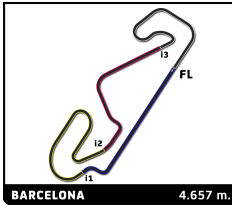


**SS 300**  
**RFME ESBK 2024**  
**Carrera 1**  
**Sector Analysis**

Lap	Time	Sector 1	Sector 2	Sector 3	Sector 4	T.Spd	Lap	Time	Sector 1	Sector 2	Sector 3	Sector 4	T.Spd	
<b>79</b>	<b>Tomas ALONSO</b> POR							10	1:58.321	22.749	35.794	24.860	34.918	192.8
	PONS MOTORSPORT ITALIKA RACING KAWASAKI							11	1:58.558	22.518	36.149	24.892	34.999	201.3
	1 2:00.927 26.235 <b>35.357</b> 24.519 34.816 172.0							12	1:58.188	22.484	35.895	24.711	35.098	201.7
	2 <b>1:56.349</b> <b>21.968</b> 35.632 <b>24.441</b> <b>34.308</b> 207.1													
	3 1:57.590 22.326 35.908 24.643 34.713 198.8													
	4 1:57.436 22.236 35.661 24.886 34.653 201.3													
	5 1:57.292 22.099 35.783 24.761 34.649 199.5													
	6 1:57.660 22.171 35.800 24.863 34.826 201.0													
	7 1:57.460 22.300 35.841 24.781 34.538 198.8													
	8 1:58.058 22.189 36.040 25.026 34.803 203.6													
	9 1:58.120 22.313 36.056 24.962 34.789 198.4													
	10 1:58.243 22.590 35.832 24.974 34.847 194.1													
	11 1:58.512 22.409 36.145 25.027 34.931 196.6													
	12 1:57.773 22.521 35.779 24.740 34.733 194.1													
<b>31</b>	<b>Roberto FERNANDEZ</b> ESP													
	I+ DENT JUNIOR RACING TEAM YAMAHA													
	1 2:01.248 25.874 <b>35.496</b> 24.803 35.075 175.4													
	2 <b>1:57.087</b> <b>22.136</b> 35.555 <b>24.713</b> 34.683 204.4													
	3 1:57.616 22.362 35.613 24.944 34.697 201.0													
	4 1:58.297 22.503 36.212 24.941 <b>34.641</b> 197.3													
	5 1:59.109 22.153 36.049 25.492 35.415 200.2													
	6 1:58.443 22.615 35.831 25.016 34.981 190.1													
	7 1:59.021 22.265 36.043 25.305 35.408 201.3													
	8 1:59.572 22.977 36.182 25.239 35.174 193.1													
	9 1:58.760 22.285 35.967 25.135 35.373 198.8													
	10 2:00.384 22.926 36.509 25.460 35.489 192.1													
	11 2:00.124 22.996 36.379 25.225 35.524 191.4													
	12 1:59.783 22.494 36.320 25.482 35.487 197.3													
<b>61</b>	<b>Uriel HIDALGO</b> ESP													
	DEZA - BOX 77 RACING TEAM KAWASAKI													
	1 2:00.211 25.071 35.817 24.701 34.622 173.7													
	2 1:57.134 22.426 35.647 24.655 <b>34.406</b> 194.1													
	3 <b>1:56.785</b> <b>22.001</b> 35.631 24.708 34.445 204.0													
	4 1:57.066 22.363 <b>35.599</b> <b>24.582</b> 34.522 197.3													
	5 1:57.714 22.499 35.774 24.809 34.632 192.8													
	6 1:58.031 22.416 35.850 25.119 34.646 190.4													
	7 1:58.005 22.906 35.842 24.759 34.498 190.4													
	8 1:57.933 22.406 35.954 24.776 34.797 202.1													
	9 1:58.072 22.379 36.025 24.880 34.788 193.8													
	10 1:58.246 22.399 36.119 24.909 34.819 195.9													
	11 1:58.527 22.459 36.119 25.012 34.937 199.1													
	12 1:57.825 22.515 35.910 24.632 34.768 191.7													
<b>1</b>	<b>Gonzalo SANCHEZ</b> ESP													
	ARCO MOTOR UNIVERSITY TEAM YAMAHA													
	1 1:59.578 25.218 35.464 24.665 <b>34.231</b> 170.7													
	2 <b>1:56.628</b> 22.276 <b>35.405</b> <b>24.664</b> 34.283 195.2													
	3 1:57.515 22.358 35.831 24.819 34.507 194.5													
	4 1:57.418 22.441 35.629 24.735 34.613 194.5													
	5 1:57.709 22.390 35.759 24.956 34.604 193.5													
	6 1:58.472 22.618 35.835 25.113 34.906 192.1													
	7 1:57.070 22.352 35.407 24.842 34.469 196.6													
	8 1:58.406 22.640 36.085 24.951 34.730 194.8													
	9 1:58.276 22.787 35.947 25.097 34.445 192.4													
	10 1:58.336 22.672 35.948 24.778 34.938 198.4													
	11 1:58.640 22.676 35.842 24.927 35.195 194.8													
	12 1:57.976 <b>22.034</b> 35.744 24.879 35.319 205.5													
<b>5</b>	<b>Adrian COVARRUBIAS</b> ESP													
	1 2:01.427 26.120 35.771 <b>24.602</b> 34.934 170.1													
	2 <b>1:57.174</b> 22.145 <b>35.550</b> 24.725 34.754 203.6													
	3 1:57.398 22.243 35.671 24.845 <b>34.639</b> 200.2													
	4 1:58.018 22.579 35.950 24.822 34.667 195.5													
	5 1:59.390 22.486 36.084 25.507 35.313 195.5													
	6 1:57.973 22.323 35.809 24.966 34.875 193.1													
	7 1:59.392 22.771 36.088 25.195 35.338 190.7													
	8 1:59.665 23.135 36.199 25.154 35.177 192.1													
	9 1:58.723 <b>22.014</b> 36.101 25.238 35.370 202.8													
	10 2:00.427 23.029 36.548 25.432 35.418 191.1													
	11 1:59.825 22.780 36.374 25.336 35.335 191.1													
	12 2:00.081 22.919 36.341 25.314 35.507 195.5													
<b>88</b>	<b>Tomas MARIN</b> COL													
	DEZA-BOX77 RACING TEAM KAWASAKI													
	1 2:01.624 25.856 36.277 24.707 34.784 168.0													
	2 <b>1:57.171</b> 22.262 <b>35.554</b> <b>24.587</b> 34.768 204.7													
	3 1:57.456 22.289 35.766 24.693 <b>34.708</b> 206.7													
	4 1:58.376 22.595 36.013 25.023 34.745 197.3													
	5 1:58.133 <b>22.123</b> 36.099 25.040 34.871 202.5													
	6 1:58.607 22.524 35.900 25.227 34.956 195.9													
	7 1:59.714 23.082 36.027 25.110 35.495 190.1													
	8 1:59.066 22.594 36.117 25.208 35.147 196.6													
	9 1:59.168 22.767 36.038 24.878 35.485 194.8													
	10 2:00.435 23.087 36.577 25.439 35.332 189.4													
	11 2:00.007 22.986 36.441 25.084 35.496 186.2													
	12 1:59.857 22.556 36.281 25.378 35.642 197.0													
<b>2</b>	<b>Natalia RIVERA</b> ESP													
	ARCO SASH MOTOR UNIVERSITY TEA YAMAHA													
	1 2:02.439 26.504 35.891 25.213 34.831 177.6													
	2 1:57.928 22.447 <b>35.629</b> <b>25.122</b> <b>34.730</b> 199.5													
	3 1:58.661 22.483 35.933 25.305 34.940 195.2													
	4 1:59.910 22.959 36.334 25.427 35.190 192.8													
	5 2:00.738 23.229 36.745 25.561 35.203 192.8													
	6 <b>1:57.799</b> <b>22.032</b> 35.640 25.263 34.864 203.6													



## SS 300

### RFME ESBK 2024

#### Carrera 1

#### Sector Analysis

— Invalidated Lap   ■ Personal Best   ■ Session Best   B Crossing the pit lane

Lap	Time	Sector 1	Sector 2	Sector 3	Sector 4	T.Spd	Lap	Time	Sector 1	Sector 2	Sector 3	Sector 4	T.Spd
7	1:58.246	22.458	35.823	25.148	34.817	196.6	4	1:59.119	22.730	36.110	24.921	35.358	201.7
8	1:58.436	22.451	35.825	25.135	35.025	197.0	5	2:00.887	22.771	37.238	25.436	35.442	197.3
9	1:58.991	22.543	36.017	25.337	35.094	193.8	6	<b>1:58.016</b>	<b>22.145</b>	36.068	24.890	<b>34.913</b>	195.5
10	1:59.238	22.655	36.147	25.326	35.110	193.5	7	1:59.081	22.389	36.078	24.971	35.643	200.2
11	1:58.813	22.564	35.964	25.417	34.868	193.5	8	1:59.347	22.533	36.364	24.955	35.495	200.2
12	1:58.504	22.452	35.801	25.139	35.112	194.1	9	1:59.438	22.904	36.292	25.298	34.944	195.5

**35** **Jose Emiliano ZAMUDIO** MEX  
 PONS MOTORSPORT ITALIKA RACING KAWASAKI

1	2:02.966	27.146	36.005	24.940	<b>34.875</b>	170.1
2	<b>1:58.130</b>	22.306	<b>35.932</b>	<b>24.924</b>	34.968	202.1
3	1:59.085	22.431	36.171	25.098	35.385	198.0
4	1:59.208	22.483	35.953	25.464	35.308	198.4
5	2:00.028	22.591	36.760	25.546	35.131	202.5
6	1:58.843	22.657	35.951	25.125	35.110	199.1
7	1:59.153	<b>22.162</b>	36.168	25.184	35.639	208.3
8	1:59.237	22.509	36.435	25.103	35.190	197.0
9	1:59.281	22.663	36.296	25.012	35.310	195.5
10	1:59.856	22.621	36.505	25.301	35.429	197.0
11	1:59.981	22.697	36.298	25.443	35.543	197.3
12	1:59.908	23.054	36.212	25.260	35.382	193.5

**18** **Ivan MUÑOZ** ESP  
 KAWASAKI

1	2:03.810	26.722	35.932	25.072	<b>35.084</b>	179.7
2	1:58.669	22.621	36.084	<b>24.823</b>	35.141	204.7
3	1:58.691	<b>22.232</b>	<b>35.819</b>	25.252	35.388	203.6
4	1:59.214	22.758	35.888	25.080	35.488	194.1
5	2:00.011	22.634	36.997	25.236	35.144	198.8
6	<b>1:58.516</b>	22.402	35.871	25.059	35.184	199.5
7	1:59.400	22.585	36.228	25.102	35.485	199.5
8	1:59.266	22.687	36.148	25.224	35.207	194.5
9	1:59.486	22.461	36.364	25.259	35.402	200.6
10	1:59.728	22.850	36.288	25.183	35.407	197.3
11	2:00.126	22.375	36.577	25.473	35.701	202.5
12	1:59.827	22.815	36.534	25.020	35.458	191.7

**48** **Martim JESUS** POR  
 TEAM MOTOCULUBE LOULÉ KAWASAKI

1	2:03.847	27.215	36.302	25.160	35.170	170.4
2	<b>1:58.071</b>	22.198	<b>36.073</b>	24.962	<b>34.838</b>	201.7
3	1:58.414	22.174	36.186	24.944	35.110	210.7
4	1:59.441	22.470	36.377	<b>24.898</b>	35.696	194.8
5	2:00.776	22.615	37.089	25.586	35.486	203.6
6	1:58.417	22.197	36.082	24.974	35.164	205.9
7	1:59.399	22.292	37.009	25.119	34.979	204.0
8	1:58.958	22.242	36.328	25.096	35.292	202.5
9	1:59.032	22.671	36.223	25.255	34.883	208.7
10	1:59.601	<b>21.987</b>	36.635	25.437	35.542	201.3
11	2:00.118	22.956	36.435	25.079	35.648	196.6
12	1:59.831	22.430	36.455	25.336	35.610	195.2

**19** **Lorenzo MOHEDANO** ESP  
 KAWASAKI

1	2:03.391	26.943	36.026	25.110	35.312	175.6
2	1:58.349	22.366	<b>35.937</b>	<b>24.843</b>	35.203	201.0
3	1:58.952	22.570	36.042	24.988	35.352	195.5

**92** **Joel AZNAR** ESP  
 ILUSIÓN TEAM KAWASAKI

1	2:05.506	27.774	36.810	25.493	35.429	184.6
2	1:58.644	22.425	36.023	24.894	35.302	202.5
3	1:59.287	22.439	36.261	25.229	35.358	206.7
4	1:58.435	22.745	<b>35.824</b>	<b>24.827</b>	35.039	198.0
5	1:58.437	22.338	35.978	25.113	<b>35.008</b>	202.1
6	<b>1:58.261</b>	<b>22.204</b>	35.963	24.854	35.240	204.4
7	1:58.641	22.240	36.060	24.981	35.360	210.7
8	1:59.788	22.588	36.236	25.338	35.626	197.7
9	1:59.161	22.885	36.065	24.992	35.219	201.0
10	2:00.160	22.656	36.568	25.198	35.738	199.5
11	1:59.700	22.335	36.351	25.330	35.684	206.7
12	2:00.221	23.012	36.680	24.958	35.571	194.1

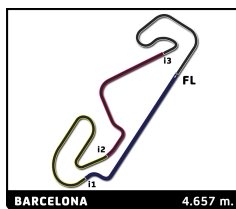
**28** **Pietro ANASTASI** SUI  
 YAMAHA

1	2:05.075	27.633	36.845	25.559	<b>35.038</b>	176.5
2	<b>1:58.747</b>	<b>22.137</b>	36.132	25.292	35.186	204.4
3	2:00.106	22.495	36.235	25.600	35.776	199.1
4	1:59.653	22.585	<b>36.046</b>	25.522	35.500	206.7
5	1:59.875	22.475	36.277	25.670	35.453	201.7
6	2:00.454	22.781	36.352	25.733	35.588	199.1
7	2:00.083	22.857	36.315	25.433	35.478	199.5
8	1:59.335	22.639	36.185	<b>25.144</b>	35.367	195.9
9	1:59.663	22.668	36.429	25.393	35.173	196.6
10	2:00.240	22.862	36.251	25.703	35.424	195.2
11	2:00.931	22.630	36.685	25.718	35.898	195.9
12	2:00.566	23.157	36.583	25.181	35.645	195.5

**7** **Guerau SIMO** ESP  
 I+DENT RACING TEAM YAMAHA

1	2:05.728	27.509	36.881	25.691	35.647	174.5
2	<b>1:58.579</b>	22.452	<b>36.025</b>	<b>25.084</b>	<b>35.018</b>	204.7
3	1:59.189	22.484	36.188	25.158	35.359	201.3
4	2:00.816	23.881	36.384	25.269	35.282	199.1
5	1:59.355	22.522	36.262	25.324	35.247	198.8
6	1:59.929	<b>22.216</b>	36.395	25.822	35.496	205.5
7	2:00.706	23.218	36.898	25.249	35.341	197.0
8	1:59.245	22.719	36.207	25.189	35.130	197.3
9	1:59.536	22.360	36.748	25.372	35.056	203.2
10	2:00.094	22.633	36.592	25.416	35.453	194.1
11	2:00.907	22.968	36.535	25.535	35.869	194.5
12	2:00.744	23.016	36.580	25.435	35.713	195.2

**34** **Erik GARCIA** ESP  
 KAWASAKI



**SS 300**  
RFME ESBK 2024  
Carrera 1  
Sector Analysis

Invalidated Lap Personal Best Session Best Crossing the pit lane

Lap	Time	Sector 1	Sector 2	Sector 3	Sector 4	T.Sp	Lap	Time	Sector 1	Sector 2	Sector 3	Sector 4	T.Sp
-----	------	----------	----------	----------	----------	------	-----	------	----------	----------	----------	----------	------

1	2:04.537	27.438	36.633	25.269	35.197	184.0
2	1:59.609	<b>22.345</b>	36.405	25.346	35.513	201.7
3	1:59.820	22.765	36.235	25.226	35.594	204.4
4	1:59.616	22.705	<b>36.227</b>	<b>25.132</b>	35.552	204.0
5	2:00.029	22.683	36.550	25.154	35.642	199.9
6	2:00.193	22.408	36.408	25.625	35.752	199.5
7	2:00.500	22.705	36.725	25.444	35.626	195.9
8	2:00.386	22.968	36.448	25.236	35.734	197.3
9	1:59.991	22.701	36.538	25.348	35.404	195.2
10	2:00.008	22.708	36.463	25.392	35.445	193.8
11	<b>1:59.605</b>	22.669	36.513	25.346	<b>35.077</b>	195.5
12	2:00.534	22.643	36.527	25.649	35.715	194.8

**78** **Martim LIMA** POR  
DEZA-BOX 77 RACING TEAM KAWASAKI

1	2:06.328	27.880	37.397	25.514	35.537	173.4
2	2:00.651	22.570	36.750	25.544	35.787	207.1
3	2:00.429	22.796	36.576	25.431	35.626	201.3
4	<b>1:59.749</b>	<b>22.340</b>	<b>36.441</b>	25.505	<b>35.463</b>	206.3
5	2:01.303	22.787	36.954	26.004	35.558	197.0
6	2:02.077	23.006	37.117	25.678	36.276	195.9
7	2:01.435	23.046	37.159	25.504	35.726	193.5
8	2:01.360	22.849	36.989	25.764	35.758	194.5
9	2:01.999	23.382	36.995	<b>25.327</b>	36.295	196.2
10	2:01.954	23.050	37.292	25.608	36.004	194.1
11	2:02.732	23.138	37.385	25.539	36.670	196.6
12	2:00.800	22.670	37.037	25.398	35.695	202.1

**95** **Ricardo RODRÍGUEZ** MEX  
PONS MOTORSPORT ITALIKA RACING KAWASAKI

1	2:06.260	27.664	37.177	25.344	36.075	177.4
2	2:00.640	<b>22.412</b>	36.647	25.792	35.789	206.7
3	<b>2:00.217</b>	22.625	<b>36.210</b>	<b>25.093</b>	36.289	200.2
4	2:00.492	22.862	36.445	25.421	35.764	198.4
5	2:01.243	22.592	36.885	25.875	35.891	203.6
6	2:01.584	22.474	36.845	25.875	36.390	202.8
7	2:01.655	22.903	37.024	25.895	35.833	196.6
8	2:01.390	23.198	36.678	25.699	35.815	194.5
9	2:01.602	22.821	36.793	25.734	36.254	198.0
10	2:01.972	22.885	37.126	25.765	36.196	194.5
11	2:02.711	23.063	37.087	25.798	36.763	194.1
12	2:01.089	23.067	36.601	25.688	<b>35.733</b>	194.8

**20** **Lucas MOHEDANO** ESP  
KAWASAKI

1	2:08.421	28.206	38.631	25.933	35.651	181.2
2	2:00.476	22.641	36.736	25.583	35.516	202.1
3	2:00.821	22.827	36.708	25.625	35.661	197.0
4	2:00.879	22.924	36.686	25.547	35.722	195.5
5	2:01.207	22.967	36.795	25.719	35.726	194.1
6	2:01.100	22.975	36.806	25.710	35.609	194.1
7	2:00.472	22.878	36.575	25.447	35.572	194.5
8	<b>2:00.340</b>	22.926	<b>36.542</b>	<b>25.365</b>	<b>35.507</b>	195.2
9	2:01.506	22.843	36.741	25.636	36.286	202.5
10	2:01.974	22.979	37.158	25.706	36.131	195.5
11	2:02.771	23.078	37.183	25.745	36.765	197.0
12	2:01.077	<b>22.587</b>	36.836	25.864	35.790	201.0

**8** **Tobias Richardt PEDERSEN** DEN  
KAWASAKI

1	2:08.119	28.092	37.655	25.886	<b>36.486</b>	184.9
2	<b>2:02.809</b>	23.173	<b>37.260</b>	<b>25.764</b>	36.612	195.9
3	2:03.505	<b>23.092</b>	37.448	26.064	36.901	196.2
4	2:04.124	23.472	37.617	26.111	36.924	192.8
5	2:04.642	23.647	37.676	26.544	36.775	191.4
6	2:03.262	23.382	37.303	26.039	36.538	193.5
7	2:03.766	23.230	37.657	26.167	36.712	192.8
8	2:03.889	23.706	37.361	25.813	37.009	192.4
9	2:03.926	23.648	37.610	26.038	36.630	190.7
10	2:04.549	23.430	37.764	26.231	37.124	189.7
11	2:04.931	23.646	37.880	26.226	37.179	190.4
12	2:04.358	23.458	37.866	26.301	36.733	190.7

**17** **Carla MULOT** FRA  
YAMAHA

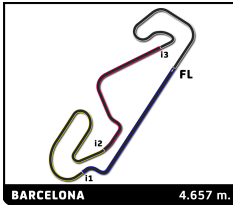
1	2:09.323	28.413	38.344	26.320	<b>36.246</b>	177.9
2	<b>2:02.726</b>	<b>22.925</b>	37.169	<b>26.005</b>	36.627	198.4
3	2:03.112	22.980	37.279	26.213	36.640	196.6
4	2:03.457	23.164	37.383	26.214	36.696	197.3
5	2:04.651	23.764	37.721	26.629	36.537	190.7
6	2:03.073	23.104	<b>37.098</b>	26.265	36.606	194.1
7	2:03.939	23.463	37.830	26.153	36.493	192.8
8	2:03.936	23.460	37.327	26.070	37.079	191.7
9	2:03.786	23.355	37.387	26.356	36.688	192.4
10	2:04.691	23.749	37.779	26.116	37.047	188.7
11	2:04.957	23.742	37.856	26.385	36.974	190.1
12	2:04.564	23.464	37.963	26.290	36.847	193.1

**22** **Aroa FERNANDEZ** ESP  
I+DENT JUNIOR RACING TEAM YAMAHA

1	2:10.275	28.695	38.634	26.360	<b>36.586</b>	170.7
2	<b>2:04.195</b>	<b>23.676</b>	<b>37.595</b>	<b>26.300</b>	36.624	194.1
3	2:05.394	23.844	37.788	26.593	37.169	190.1
4	2:05.403	23.839	37.743	26.574	37.247	188.7
5	2:05.986	24.033	37.944	27.063	36.946	187.8
6	2:05.690	24.027	37.703	26.833	37.127	187.1
7	2:05.699	23.963	37.861	26.730	37.145	187.1
8	2:06.532	23.999	38.344	26.827	37.362	185.5
9	2:06.367	23.967	38.055	27.137	37.208	185.2
10	2:06.584	24.093	38.187	27.165	37.139	186.8
11	2:07.108	24.178	38.060	27.102	37.768	185.8
12	2:06.641	24.293	37.957	27.396	36.995	183.3

**84** **Julio GARCIA** ESP  
KOVE RACING TEAM

1	2:10.360	35.148	36.231	<b>24.454</b>	34.527	148.3
2	1:56.918	22.022	36.047	24.572	<b>34.277</b>	204.7
3	1:56.978	21.890	35.882	24.537	34.669	209.5
4	<b>1:56.407</b>	<b>21.543</b>	<b>35.618</b>	24.653	34.593	211.9
5	1:58.773	22.081	36.897	24.745	35.050	205.5
6	1:57.185	21.774	35.845	24.676	34.890	209.5
7	1:58.560	22.295	36.036	25.030	35.199	199.5
8	2:15.930B	22.379	36.197	25.003	52.351	198.8
9	4:52.974	3:15.780	36.517	25.517	35.160	141.4



**SS 300**  
RFME ESBK 2024  
Carrera 1  
Sector Analysis

— Invalidated Lap    ■ Personal Best    ■ Session Best    B Crossing the pit lane

Lap	Time	Sector 1	Sector 2	Sector 3	Sector 4	T.Sp	Lap	Time	Sector 1	Sector 2	Sector 3	Sector 4	T.Sp
10	1:59.392	22.396	36.576	25.164	35.256	197.0							
11	1:59.025	22.458	36.336	25.145	35.086	195.5							

**41** **Marc GARCIA** ESP  
KOVE RACING TEAM

1	2:10.441	35.586	35.557	24.767	34.531	150.2
2	<b>1:56.564</b>	21.889	35.531	<b>24.545</b>	34.599	204.0
3	1:57.031	22.303	35.622	24.620	<b>34.486</b>	203.6
4	1:56.680	<b>21.868</b>	35.618	24.573	34.621	209.1
5	1:58.209	21.955	36.768	24.742	34.744	205.1
6	2:12.062 <b>B</b>	22.365	<b>35.457</b>	24.910	49.330	198.8
7	5:10.378	3:34.407	35.818	25.076	35.077	147.5
8	1:58.081	22.512	35.793	25.105	34.671	194.1
9	1:58.020	22.329	35.826	24.989	34.876	195.2
10	1:57.545	22.266	35.652	24.890	34.737	195.2
11	1:58.388	22.256	35.618	25.492	35.022	195.5

**42** **Rosa JIMENEZ** ESP  
ADN VG RACING KAWASAKI

1	2:02.873	26.583	35.975	25.291	<b>35.024</b>	177.9
2	1:58.297	22.234	35.994	24.979	35.090	204.7
3	1:59.104	22.738	36.035	24.963	35.368	195.9
4	1:59.419	22.937	36.170	24.894	35.418	196.2
5	2:00.416	22.790	37.127	25.461	35.038	204.0
6	<b>1:58.220</b>	<b>22.232</b>	<b>35.942</b>	24.895	35.151	209.1
7	1:59.039	22.350	36.301	25.080	35.308	208.3
8	1:59.332	22.797	36.357	25.027	35.151	201.0
9	1:59.553	22.869	36.497	24.961	35.226	197.0
10	2:00.140	22.800	36.718	25.127	35.495	195.2

**24** **Michel AGAZZI** ITA  
YAMAHA MS RACING YAMAHA

1	2:00.101	25.484	35.629	<b>24.481</b>	34.507	174.5
2	<b>1:57.351</b>	22.464	<b>35.604</b>	24.823	<b>34.460</b>	196.2