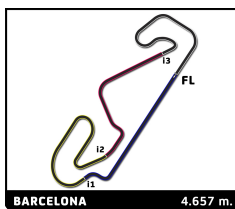


**Supersport NG**  
RFME ESBK 2024  
Entrenamiento Libre 2

Slow Sector Analysis (114%)

■ Personal Best ■ Session Best B Crossing the pit lane

Lap	Time	Sector 1	Sector 2	Sector 3	Sector 4	Elapsed	Lap	Time	Sector 1	Sector 2	Sector 3	Sector 4	Elapsed		
<b>4</b>	<b>Eric FERNANDEZ</b> TEAM SPEED RACING						ESP	4	1:50.025	19.811	33.772	22.641	33.801	7:28.617	
1	2:10.532	40.633	34.173	22.572	33.154	2:10.532	5	2:15.916B	19.710	41.321	22.872	52.013	9:44.533		
2	1:46.464	18.925	33.086	21.931	32.522	3:56.996	6	9:58.880	8:27.727	34.362	22.892	33.899	19:43.413		
3	1:47.146	19.034	33.337	22.072	32.703	5:44.142	7	1:53.393	19.590	35.541	23.030	35.232	21:36.806		
4	1:46.351	18.655	33.118	21.968	32.610	7:30.493	8	1:49.636	19.433	33.800	22.772	33.631	23:26.442		
5	1:47.969	19.228	33.814	22.107	32.820	9:18.462	9	1:49.142	19.277	33.700	22.529	33.636	25:15.584		
6	1:47.054	18.836	33.286	22.066	32.866	11:05.516	10	1:49.236	19.361	33.742	22.625	33.508	27:04.820		
7	2:06.570B	19.969	34.717	22.485	49.399	13:12.086	11	2:17.515B	22.818	39.305	23.006	52.386	29:22.335		
8	6:57.979	5:29.065	33.856	22.239	32.819	20:10.065	12	2:19.573	43.840	38.352	23.032	34.349	31:41.908		
9	1:47.215	18.788	33.419	22.056	32.952	21:57.280									
10	2:00.935B	19.149	33.434	22.365	45.987	23:58.215									
11	2:53.166	1:24.215	33.868	22.326	32.757	26:51.381									
12	1:47.119	18.884	33.168	22.159	32.908	28:38.500									
13	1:47.867	18.980	33.338	22.455	33.094	30:26.367									
<b>5</b>	<b>David PEREZ</b> YAMAHA						ESP	<b>13</b>	<b>Dino IOZZO</b> IUM MOTORSPORTS						RSA
1	2:43.921	1:07.026	36.948	23.929	36.018	2:43.921	1	3:07.646	1:34.506	36.135	22.961	34.044	3:07.646		
2	1:54.570	20.545	35.653	23.475	34.897	4:38.491	2	1:50.045	19.612	33.894	22.758	33.781	4:57.691		
3	1:55.307	20.507	35.586	23.607	35.607	6:33.798	3	1:49.990	19.459	34.700	22.515	33.316	6:47.681		
4	1:55.082	20.902	35.549	23.636	34.995	8:28.880	4	1:53.177	19.411	33.724	22.356	37.686	8:40.858		
5	1:54.586	20.360	35.464	23.757	35.005	10:23.466	5	1:48.591	19.396	33.533	22.503	33.159	10:29.449		
6	2:12.810B	20.535	35.662	23.622	52.991	12:36.276	6	1:48.398	19.507	33.435	22.401	33.055	12:17.847		
7	6:28.351	4:46.045	43.261	24.307	34.738	19:04.627	7	1:48.471	19.435	33.550	22.407	33.079	14:06.318		
8	1:53.769	20.622	34.869	23.431	34.847	20:58.396	8	2:10.046B	21.154	37.820	23.275	47.797	16:16.364		
9	1:54.078	20.912	34.944	23.548	34.674	22:52.474	9	7:46.736	6:15.246	34.703	23.173	33.614	24:03.100		
10	1:53.585	20.318	35.236	23.555	34.476	24:46.059	10	2:03.019	19.624	33.674	23.880	45.841	26:06.119		
11	1:53.747	20.419	35.046	23.549	34.733	26:39.806	11	1:49.032	19.505	33.728	22.478	33.321	27:55.151		
12	1:53.668	20.538	35.227	23.426	34.477	28:33.474	12	1:48.532	19.460	33.596	22.389	33.087	29:43.683		
13	2:13.566B	20.386	35.467	23.448	54.265	30:47.040	13	1:50.039	19.844	34.782	22.343	33.070	31:33.722		
<b>7</b>	<b>Diego HERNANDO</b> ARCO SASH MOTOR UNIVERSITY TEA						ESP	<b>16</b>	<b>Alvaro FUERTES</b> PS RACING TEAM						ESP
1	2:13.512	40.136	35.707	23.617	34.052	2:13.512	1	2:10.770	40.241	34.155	23.158	33.216	2:10.770		
2	1:51.721	19.933	34.483	23.050	34.255	4:05.233	2	1:48.197	19.037	33.811	22.514	32.835	3:58.967		
3	1:50.385	19.626	34.086	23.041	33.632	5:55.618	3	1:50.260	19.662	35.554	22.287	32.757	5:49.227		
4	1:50.646	19.621	34.281	23.012	33.732	7:46.264	4	1:48.093	18.973	33.457	22.676	32.987	7:37.320		
5	1:50.781	19.704	34.239	23.184	33.654	9:37.045	5	2:10.683B	19.506	37.316	23.112	50.749	9:48.003		
6	1:50.888	19.988	34.359	22.917	33.624	11:27.933	6	13:06.310	...	34.946	22.450	33.043	22:54.313		
7	1:50.749	19.765	34.173	23.002	33.809	13:18.682	7	1:48.321	19.303	33.620	22.389	33.009	24:42.634		
8	1:51.296	19.832	34.345	23.172	33.947	15:09.978	8	1:48.242	19.173	33.624	22.264	33.181	26:30.876		
9	2:12.952B	24.165	36.984	23.483	48.320	17:22.930	9	1:48.012	19.204	33.379	22.300	33.129	28:18.888		
10	2:35.110	1:01.437	36.437	23.233	34.003	19:58.040	10	1:48.199	19.247	33.539	22.366	33.047	30:07.087		
11	1:51.255	19.988	34.234	23.236	33.797	21:49.295									
12	1:51.504	20.028	34.367	23.251	33.858	23:40.799									
13	1:51.526	19.865	34.625	23.136	33.900	25:32.325									
14	1:51.446	19.750	34.612	23.136	33.948	27:23.771									
15	1:51.391	19.859	34.454	23.171	33.907	29:15.162									
16	1:51.092	19.837	34.597	23.007	33.651	31:06.254									
<b>10</b>	<b>Leungo Kitlano GAOREKWE</b> I+DENT RACING TEAM						RSA	<b>17</b>	<b>Tymur KOSTIN</b> YAMAHA						UKR
1	1:58.675	26.054	34.907	23.561	34.153	1:58.675	1	1:58.427	24.423	35.964	23.713	34.327	1:58.427		
2	1:49.903	19.315	33.979	22.869	33.740	3:48.578	2	1:51.434	20.108	34.460	22.952	33.914	3:49.861		
3	1:50.014	19.318	34.202	22.836	33.658	5:38.592	3	1:51.072	19.783	34.288	23.150	33.851	5:40.933		
							4	1:50.891	19.765	34.246	23.091	33.789	7:31.824		
							5	2:17.245B	20.082	40.113	27.394	49.656	9:49.069		
							6	11:26.740	9:54.086	35.114	23.261	34.279	21:15.809		
							7	1:51.671	20.150	34.463	23.004	34.054	23:07.480		
							8	1:52.448	19.944	35.315	23.215	33.974	24:59.928		
							9	1:51.040	19.700	34.302	23.126	33.912	26:50.968		
							10	1:51.375	19.853	34.435	23.092	33.995	28:42.343		
							11	2:13.779B	20.261	37.091	24.255	52.172	30:56.122		
<b>19</b>	<b>Joan DIAZ</b> PS RACING TEAM						ESP	<b>19</b>	<b>Joan DIAZ</b> PS RACING TEAM						ESP
1	2:22.748	50.899	35.730	22.801	33.318	2:22.748	1	2:22.748	50.899	35.730	22.801	33.318	2:22.748		
2	1:49.404	19.202	33.836	23.036	33.330	4:12.152	2	1:49.404	19.202	33.836	23.036	33.330	4:12.152		



# Supersport NG

## RFME ESBK 2024

### Entrenamiento Libre 2

## Slow Sector Analysis (114%)

Personal Best Session Best B Crossing the pit lane

Lap	Time	Sector 1	Sector 2	Sector 3	Sector 4	Elapsed	Lap	Time	Sector 1	Sector 2	Sector 3	Sector 4	Elapsed
3	1:48.247	19.206	33.606	22.457	32.978	6:00.399	1	2:05.314	33.989	35.075	22.866	33.384	2:05.314
4	1:48.274	19.058	33.681	22.465	33.070	7:48.673	2	1:49.401	19.501	33.901	22.661	33.338	3:54.715
5	1:48.902	19.229	33.616	22.793	33.264	9:37.575	3	1:48.055	19.160	33.467	22.461	32.967	5:42.770
6	1:49.083	19.235	34.118	22.557	33.173	11:26.658	4	1:49.027	19.381	33.767	22.503	33.376	7:31.797
7	1:48.940	19.324	33.524	22.740	33.352	13:15.598	5	2:03.671 B	19.450	33.683	22.487	48.051	9:35.468
8	2:12.245 B	19.888	38.247	22.830	51.280	15:27.843	6	8:27.613	6:55.535	35.178	23.225	33.675	18:03.081
9	7:27.195	5:53.785	37.175	23.029	33.206	22:55.038	7	1:49.622	19.776	33.815	22.642	33.389	19:52.703
10	1:48.829	19.294	33.622	22.942	32.971	24:43.867	8	2:04.996 B	19.794	34.092	22.780	48.330	21:57.699
11	1:48.313	19.208	33.477	22.628	33.000	26:32.180	9	7:51.690	6:20.472	34.650	23.054	33.514	29:49.389
12	1:48.501	19.312	33.606	22.349	33.234	28:20.681	10	1:49.413	19.587	33.828	22.742	33.256	31:38.802
13	1:48.539	19.336	33.588	22.425	33.190	30:09.220							

**20 Melvin VAN DER VOORT** NLD  
YAMAHA MS RACING YAMAHA

1	2:47.233	1:13.444	34.669	22.742	36.378	2:47.233
2	1:47.424	19.134	33.239	22.426	32.625	4:34.657
3	1:47.536	19.195	33.194	22.571	32.576	6:22.193
4	1:47.460	19.011	33.302	22.398	32.749	8:09.653
5	1:47.800	19.213	33.197	22.351	33.039	9:57.453
6	1:48.188	19.210	33.522	22.268	33.188	11:45.641
7	1:47.727	19.219	33.299	22.274	32.935	13:33.368
8	1:47.934	19.363	33.329	22.266	32.976	15:21.302
9	2:08.212 B	19.863	34.302	22.807	51.240	17:29.514
10	7:31.872	6:01.077	34.675	22.857	33.263	25:01.386
11	1:47.999	19.169	33.429	22.457	32.944	26:49.385
12	1:48.111	19.099	33.446	22.459	33.107	28:37.496
13	1:48.849	19.207	33.744	22.580	33.318	30:26.345

**22 Declan VAN ROSMALEN** AUS  
IUM MOTORSPORTS YAMAHA

1	1:58.856	27.862	34.389	22.897	33.708	1:58.856
2	1:49.871	19.386	33.990	22.699	33.796	3:48.727
3	1:49.955	19.430	34.217	22.713	33.595	5:38.682
4	1:49.106	19.399	33.840	22.494	33.373	7:27.788
5	1:50.186	19.809	33.967	22.701	33.709	9:17.974
6	2:13.411 B	20.055	38.183	24.105	51.068	11:31.385
7	12:31.934	...	34.279	22.991	33.535	24:03.319
8	2:17.219 B	19.633	34.291	28.376	54.919	26:20.538
9	4:30.885	2:54.860	38.384	23.300	34.341	30:51.423

**26 Francisco Javier RUIZ** ESP  
YAMAHA

1	2:10.867	39.654	34.964	23.039	33.210	2:10.867
2	1:47.760	19.175	33.468	22.401	32.716	3:58.627
3	1:47.993	18.966	33.590	22.388	33.049	5:46.620
4	1:48.844	19.449	33.619	22.326	33.450	7:35.464
5	2:04.904 B	19.442	33.574	22.547	49.341	9:40.368
6	10:29.299	8:59.281	34.050	22.727	33.241	20:09.667
7	1:47.711	19.371	33.552	22.120	32.668	21:57.378
8	1:48.242	19.156	33.651	22.371	33.064	23:45.620
9	1:47.979	19.290	33.459	22.361	32.869	25:33.599
10	1:54.534	19.870	37.180	23.652	33.832	27:28.133
11	1:48.911	19.361	33.849	22.511	33.190	29:17.044
12	1:56.957	20.153	37.624	23.750	35.430	31:14.001

**31 Alberto GARCIA** ESP  
ADN VG RACING

**32 Rodrigo VALENTE MARTINS** POR  
ILUSION RACING YAMAHA

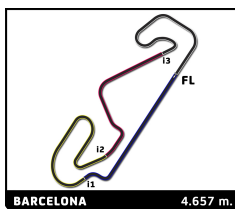
1	2:05.280	33.115	34.830	23.348	33.987	2:05.280
2	1:51.809	20.233	34.390	23.252	33.934	3:57.089
3	1:50.730	19.531	34.146	23.233	33.820	5:47.819
4	1:50.779	19.536	34.235	23.212	33.796	7:38.598
5	1:51.201	19.575	34.182	22.990	34.454	9:29.799
6	2:04.894 B	20.610	34.745	23.260	46.279	11:34.693
7	11:22.121	9:50.502	34.630	23.198	33.791	22:56.814
8	1:51.244	19.873	34.688	23.056	33.627	24:48.058
9	1:51.446	19.738	34.587	23.074	34.047	26:39.504
10	1:50.565	19.762	34.197	22.903	33.703	28:30.069
11	1:50.509	19.714	34.062	22.909	33.824	30:20.578

**33 Filip REHACEK** CZE  
NEW2 PROJECT YAMAHA

1	1:56.324	25.130	34.946	22.800	33.448	1:56.324
2	1:48.437	19.144	33.818	22.322	33.153	3:44.761
3	1:48.088	19.125	33.575	22.452	32.936	5:32.849
4	1:48.012	19.318	33.357	22.430	32.907	7:20.861
5	1:47.704	19.271	33.397	22.288	32.748	9:08.565
6	1:51.914	19.102	35.593	23.952	33.267	11:00.479
7	2:06.103 B	19.047	33.503	22.615	50.938	13:06.582
8	9:26.470	7:53.675	36.049	23.137	33.609	22:33.052
9	1:48.417	19.342	33.710	22.451	32.914	24:21.469
10	1:47.919	18.940	33.638	22.344	32.997	26:09.388
11	1:47.862	18.990	33.423	22.436	33.013	27:57.250
12	1:48.171	19.045	33.625	22.494	33.007	29:45.421
13	1:47.977	18.990	33.659	22.385	32.943	31:33.398

**35 Pier Francesco VENTURINI** ITA  
YAMAHA

1	1:56.773	24.015	35.329	23.486	33.943	1:56.773
2	1:51.107	19.452	34.761	23.018	33.876	3:47.880
3	1:51.021	19.611	34.844	23.035	33.531	5:38.901
4	1:50.060	19.728	33.980	22.750	33.602	7:28.961
5	1:50.293	19.469	34.323	22.995	33.506	9:19.254
6	1:50.584	19.530	34.637	22.685	33.732	11:09.838
7	2:04.777 B	19.645	34.401	22.901	47.830	13:14.615
8	9:33.871	7:51.698	36.176	25.325	40.672	22:48.486
9	1:54.452	20.107	34.567	23.440	36.338	24:42.938
10	1:49.737	19.450	34.033	22.797	33.457	26:32.675
11	1:49.646	19.516	33.867	22.630	33.633	28:22.321
12	1:50.198	19.492	33.999	22.819	33.888	30:12.519



# Supersport NG

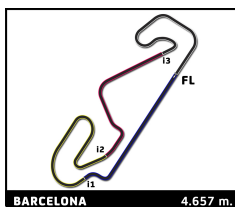
## RFME ESBK 2024

### Entrenamiento Libre 2

## Slow Sector Analysis (114%)

Personal Best Session Best B Crossing the pit lane

Lap	Time	Sector 1	Sector 2	Sector 3	Sector 4	Elapsed	Lap	Time	Sector 1	Sector 2	Sector 3	Sector 4	Elapsed	
<b>37</b>	<b>Mauro GONZALEZ</b>						ESP	12	1:50.587	19.735	34.434	22.916	33.502	23:26.770
	TEAM SPEED RACING							13	1:48.903	19.157	33.717	22.478	33.551	25:15.673
1	1:57.529	26.452	34.633	22.911	33.533	1:57.529	14	1:51.586	19.410	33.966	22.773	35.437	27:07.259	
2	1:48.579	19.139	33.727	22.393	33.320	3:46.108	15	1:48.557	19.277	33.700	22.392	33.188	28:55.816	
3	1:47.720	19.062	33.409	22.369	32.880	5:33.828	16	1:49.067	19.432	33.731	22.649	33.255	30:44.883	
4	1:47.170	18.995	33.350	22.089	32.736	7:20.998								
5	1:47.404	18.883	33.335	22.133	33.053	9:08.402								
6	1:51.706	19.077	36.151	23.210	33.268	11:00.108								
7	1:47.590	19.113	33.341	22.095	33.041	12:47.698								
8	1:57.494 B	19.152	33.432	22.179	42.731	14:45.192								
9	7:04.141	5:34.005	34.550	22.399	33.187	21:49.333								
10	1:47.112	19.206	33.069	22.148	32.689	23:36.445								
11	1:46.591	18.819	32.974	22.025	32.773	25:23.036								
12	1:51.259	18.842	33.369	25.011	34.037	27:14.295								
13	1:46.565	18.880	33.019	21.945	32.721	29:00.860								
14	2:06.078 B	20.611	36.057	23.019	46.391	31:06.938								
<b>38</b>	<b>Juan RODRIGUEZ</b>						ESP							
	I+DENT RACING TEAM													
1	1:57.601	25.902	34.739	22.932	34.028	1:57.601								
2	1:48.232	19.217	33.682	22.359	32.974	3:45.833								
3	1:47.077	18.960	33.140	22.263	32.714	5:32.910								
4	1:47.052	18.807	33.285	22.203	32.757	7:19.962								
5	2:05.300 B	19.315	34.571	22.341	49.073	9:25.262								
6	6:03.976	4:33.319	34.829	22.689	33.139	15:29.238								
<b>39</b>	<b>Adrian Eduardo SANCHEZ</b>						USA							
	YAMAHA													
1	1:59.710	26.608	34.978	23.719	34.405	1:59.710								
2	1:51.918	19.836	34.501	23.243	34.338	3:51.628								
3	1:52.477	19.980	34.701	23.492	34.304	5:44.105								
4	1:52.433	19.736	34.588	23.353	34.756	7:36.538								
5	1:53.238	19.927	35.095	23.592	34.624	9:29.776								
6	1:53.623	20.165	35.020	23.602	34.836	11:23.399								
7	2:10.046 B	20.016	35.002	24.163	50.865	13:33.445								
<b>43</b>	<b>Harry KHOURI</b>						AUS							
	ANDOTRANS TEAM TORRENTO													
	YAMAHA													
1	2:47.769	1:14.302	34.354	22.607	36.506	2:47.769								
2	1:48.737	19.406	33.597	22.561	33.173	4:36.506								
3	1:48.084	19.264	33.458	22.451	32.911	6:24.590								
4	1:47.947	19.182	33.370	22.442	32.953	8:12.537								
<b>47</b>	<b>Tibor Erik VARGA</b>						HUN							
	ALMA RACING TEAM													
	YAMAHA													
1	3:03.631	1:29.869	36.821	23.374	33.567	3:03.631								
2	1:48.399	19.212	33.473	22.595	33.119	4:52.030								
3	1:48.106	19.135	33.439	22.445	33.087	6:40.136								
4	1:48.502	19.194	33.550	22.436	33.322	8:28.638								
5	1:48.884	19.381	33.635	22.451	33.417	10:17.522								
6	1:48.603	19.317	33.641	22.451	33.194	12:06.125								
7	1:49.655	19.217	34.018	22.519	33.901	13:55.780								
8	1:49.107	19.422	33.723	22.501	33.461	15:44.887								
9	1:54.151	19.661	35.163	23.753	35.574	17:39.038								
10	1:56.079	20.043	35.547	24.361	36.128	19:35.117								
11	2:01.066	24.082	39.293	23.372	34.319	21:36.183								
<b>55</b>	<b>Guillermo Marcel MORENO</b>						MEX							
	KAWASAKI													
1	2:10.490	38.997	34.563	23.029	33.901	2:10.490								
2	1:48.035	19.236	33.351	22.436	33.012	3:58.525								
3	1:48.684	19.437	33.648	22.408	33.191	5:47.209								
4	1:48.883	19.254	33.631	22.432	33.566	7:36.092								
5	1:48.413	19.136	33.539	22.523	33.215	9:24.505								
6	1:48.824	19.239	33.756	22.570	33.259	11:13.329								
7	1:48.790	19.232	33.696	22.501	33.361	13:02.119								
8	1:49.251	19.242	33.873	22.640	33.496	14:51.370								
9	1:49.155	19.332	33.872	22.523	33.428	16:40.525								
10	1:49.278	19.404	33.863	22.551	33.460	18:29.803								
11	1:49.587	19.309	34.017	22.744	33.517	20:19.390								
12	1:49.454	19.286	33.943	22.671	33.554	22:08.844								
13	1:49.663	19.404	34.032	22.757	33.470	23:58.507								
14	1:49.550	19.323	33.952	22.680	33.595	25:48.057								
15	1:49.872	19.331	34.301	22.567	33.673	27:37.929								
16	1:50.303	19.392	34.157	22.818	33.936	29:28.232								
17	1:50.399	19.483	34.157	22.731	34.028	31:18.631								
<b>57</b>	<b>Francisco Javier PALOMERA</b>						ESP							
	CERBA PROMORACING TEAM													
	YAMAHA													
1	2:04.569	31.706	35.577	23.243	34.043	2:04.569								
2	1:50.075	19.704	34.315	22.644	33.412	3:54.644								
3	1:49.469	19.453	33.710	22.521	33.785	5:44.113								
4	1:47.906	19.095	33.430	22.257	33.124	7:32.019								
5	1:47.954	19.087	33.530	22.380	32.957	9:19.973								
6	1:48.678	19.169	34.090	22.357	33.062	11:08.651								
7	1:48.539	19.445	33.668	22.398	33.028	12:57.190								
8	1:48.742	19.508	33.746	22.366	33.122	14:45.932								
9	2:03.525 B	19.293	33.860	22.392	47.980	16:49.457								
10	7:25.570	5:54.583	34.906	22.597	33.484	24:15.027								
11	1:48.452	19.364	33.580	22.384	33.124	26:03.479								
12	1:48.177	19.248	33.565	22.373	32.991	27:51.656								
13	1:48.092	19.117	33.528	22.382	33.065	29:39.748								
14	1:48.069	19.171	33.625	22.282	32.991	31:27.817								
<b>58</b>	<b>Jose Luis ARMARIO</b>						ESP							
	SUPERHUGO 44 TEAM													
	YAMAHA													
1	3:52.150	2:13.433	41.767	23.414	33.536	3:52.150								
2	1:58.692	19.638	33.873	30.718	34.463	5:50.842								
3	1:48.792	19.541	33.714	22.532	33.005	7:39.634								
4	1:50.263	19.571	34.567	22.874	33.251	9:29.897								
5	1:49.078	19.572	33.792	22.569	33.145	11:18.975								
6	2:08.113 B	20.638	34.723	23.207	49.545	13:27.088								
7	8:24.522	6:53.078	34.864	23.096	33.484	21:51.610								
8	1:49.244	19.805	33.788	22.585	33.066	23:40.854								
9	1:48.593	19.520	33.599	22.420	33.054	25:29.447								
10	2:00.137	20.376	40.393	25.154	34.214	27:29.584								
11	1:52.511	19.773	35.520	23.095	34.123	29:22.095								
12	1:51.812	20.014	34.475	23.114	34.209	31:13.907								



# Supersport NG

## RFME ESBK 2024

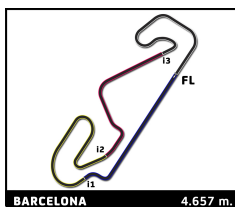
### Entrenamiento Libre 2

## Slow Sector Analysis (114%)

Personal Best Session Best B Crossing the pit lane

Lap	Time	Sector 1	Sector 2	Sector 3	Sector 4	Elapsed	Lap	Time	Sector 1	Sector 2	Sector 3	Sector 4	Elapsed
<b>60</b> Isaac RUIVINHO MARTINS ROSA POR							11 1:50.347 19.646 <b>34.134</b> 22.868 33.699 29:41.932						
TEAM MOTOCLUBE LOULÉ YAMAHA							12 1:51.304 19.601 34.592 22.970 34.141 31:33.236						
1	2:20.074	39.354	40.788	24.561	35.371	2:20.074	1	3:02.691	1:31.122	35.113	22.973	33.483	3:02.691
2	1:53.241	20.301	34.887	23.708	34.345	4:13.315	2	1:49.464	19.571	33.997	22.831	33.065	4:52.155
3	1:55.380	20.249	36.468	23.510	35.153	6:08.695	3	1:48.110	19.290	33.595	22.464	32.761	6:40.265
4	1:52.861	20.401	34.747	23.394	34.319	8:01.556	4	1:48.554	19.287	33.628	22.481	33.158	8:28.819
5	2:15.583 B	20.333	38.590	26.637	50.023	10:17.139	5	1:48.776	19.416	33.731	22.569	33.060	10:17.595
6	7:56.987	6:22.625	35.651	23.971	34.740	18:14.126	6	1:48.658	19.612	33.606	22.420	33.020	12:06.253
7	1:53.546	20.455	35.078	23.542	34.471	20:07.672	7	2:09.161 B	19.351	33.965	22.661	53.184	14:15.414
8	1:54.127	20.434	35.441	23.664	34.588	22:01.799	8	9:13.631	7:42.551	34.692	23.013	33.375	23:29.045
9	1:54.055	20.526	35.230	23.775	34.524	23:55.854	9	1:48.555	19.406	33.533	22.530	33.086	25:17.600
10	1:53.270	20.339	34.963	23.553	34.415	25:49.124	10	1:48.419	19.331	33.491	22.524	33.073	27:06.019
11	1:52.657	20.131	34.522	23.428	34.576	27:41.781	11	1:49.165	19.415	33.718	22.802	33.230	28:55.184
12	1:52.941	20.343	34.627	23.556	34.415	29:34.722	12	1:49.246	19.522	33.793	22.637	33.294	30:44.430
13	2:38.831 B	21.676	49.908	32.051	55.196	32:13.553							
<b>61</b> Javier DEL OLMO ESP							<b>73</b> Jacopo CRETARO ITA						
KAWASAKI PALMETO PLRACING KAWASAKI							PS RACING TEAM						
1	2:24.117	51.108	36.127	23.071	33.811	2:24.117	1	3:02.691	1:31.122	35.113	22.973	33.483	3:02.691
2	1:50.171	19.579	34.209	22.867	33.516	4:14.288	2	1:49.464	19.571	33.997	22.831	33.065	4:52.155
3	1:50.321	19.704	34.104	22.892	33.621	6:04.609	3	1:48.110	19.290	33.595	22.464	32.761	6:40.265
4	1:50.525	19.729	34.116	22.777	33.903	7:55.134	4	1:48.554	19.287	33.628	22.481	33.158	8:28.819
5	1:50.630	19.773	34.339	22.868	33.650	9:45.764	5	1:48.776	19.416	33.731	22.569	33.060	10:17.595
6	2:08.024 B	20.066	34.746	23.242	49.970	11:53.788	6	1:48.658	19.612	33.606	22.420	33.020	12:06.253
7	8:43.902	7:11.856	35.519	22.836	33.691	20:37.690	7	2:09.161 B	19.351	33.965	22.661	53.184	14:15.414
8	1:50.071	19.899	33.855	22.884	33.433	22:27.761	8	9:13.631	7:42.551	34.692	23.013	33.375	23:29.045
9	1:49.745	19.908	33.892	22.735	33.210	24:17.506	9	1:48.555	19.406	33.533	22.530	33.086	25:17.600
<b>62</b> Blai TRIAS ESP							<b>76</b> Claudio DE STEFANO ITA						
ILUSION RACING YAMAHA							PS RACING TEAM YAMAHA						
1	2:10.474	37.294	35.241	23.736	34.203	2:10.474	1	3:05.373	1:31.904	35.556	23.634	34.279	3:05.373
2	1:51.043	19.819	34.083	23.131	34.010	4:01.517	2	1:53.288	20.239	34.851	23.701	34.497	4:58.661
3	1:51.740	19.796	34.657	23.317	33.970	5:53.257	3	1:52.776	20.114	34.900	23.550	34.212	6:51.437
4	1:51.218	19.631	34.511	23.078	33.998	7:44.475	4	1:52.767	20.025	34.918	23.453	34.371	8:44.204
5	1:51.568	19.621	34.635	23.165	34.147	9:36.043	5	1:52.630	20.015	34.840	23.432	34.343	10:36.834
6	2:12.549 B	19.774	36.248	25.126	51.401	11:48.592	6	1:53.067	20.128	34.961	23.426	34.552	12:29.901
7	8:32.102	6:58.412	36.828	23.281	33.581	20:20.694	7	1:53.558	20.207	35.136	23.609	34.606	14:23.459
8	1:49.802	19.654	33.866	22.840	33.442	22:10.496	8	2:12.362 B	20.089	35.302	23.591	53.380	16:35.821
9	1:50.238	19.750	34.026	22.959	33.503	24:00.734	9	6:54.074	5:19.697	36.629	23.623	34.125	23:29.895
10	1:50.143	19.597	34.323	22.771	33.452	25:50.877	10	1:51.854	19.954	34.361	23.490	34.049	25:21.749
11	1:50.341	19.557	34.155	22.849	33.780	27:41.218	11	1:52.400	19.927	34.572	23.670	34.231	27:14.149
12	1:50.450	19.676	34.225	22.912	33.637	29:31.668	12	1:52.055	20.077	34.433	23.358	34.187	29:06.204
13	1:50.591	19.634	34.187	23.024	33.746	31:22.259	13	1:52.673	19.976	34.889	23.398	34.410	30:58.877
<b>67</b> Gonçalo CAPOTE DA SILVA POR							<b>81</b> Paola RAMOS ESP						
EASYPACE TEAM YAMAHA							SUPERHUGO 44 TEAM YAMAHA						
1	2:14.163	41.110	34.970	23.877	34.206	2:14.163	1	2:35.807	57.819	37.631	24.764	35.593	2:35.807
2	1:50.944	19.539	34.332	22.846	34.227	4:05.107	2	1:55.286	20.599	35.985	24.149	34.553	4:31.093
3	1:50.413	19.539	34.140	23.034	33.700	5:55.520	3	1:53.494	20.192	35.374	23.560	34.368	6:24.587
4	1:52.122	19.880	35.253	23.067	33.922	7:47.642	4	1:53.576	20.180	35.036	23.922	34.438	8:18.163
5	1:50.321	19.572	34.204	23.138	33.407	9:37.963	5	1:53.385	20.208	35.168	23.817	34.192	10:11.548
6	2:04.001 B	19.680	35.282	23.400	45.639	11:41.964	6	1:52.988	20.223	34.878	23.726	34.161	12:04.536
7	10:31.891	9:00.112	34.478	23.274	34.027	22:13.855	7	1:53.586	20.115	34.790	24.109	34.572	13:58.122
8	1:50.583	19.803	34.155	22.959	33.666	24:04.438	8	1:53.242	20.191	35.019	23.848	34.184	15:51.364
9	1:50.801	19.389	34.343	23.144	33.925	25:55.239	9	1:54.047	20.282	35.309	23.869	34.587	17:45.411
10	1:56.346	19.613	36.842	26.033	33.858	27:51.585	10	1:54.133	20.620	35.262	23.833	34.418	19:39.544
							11	2:08.935 B	20.615	35.777	25.849	46.694	21:48.479
							12	6:02.918	4:24.768	39.385	24.312	34.453	27:51.397
<b>88</b> Sviatoslav PYLYPENKO UKR							<b>88</b> Sviatoslav PYLYPENKO UKR						
ANDOTRANS TEAM TORRENTÓ YAMAHA							ANDOTRANS TEAM TORRENTÓ YAMAHA						
1	2:48.771	1:11.226	38.437	24.064	35.044	2:48.771	1	2:48.771	1:11.226	38.437	24.064	35.044	2:48.771
2	1:51.855	20.030	34.804	23.076	33.945	4:40.626	2	1:51.855	20.030	34.804	23.076	33.945	4:40.626
3	1:51.303	19.814	34.526	23.070	33.893	6:31.929	3	1:51.303	19.814	34.526	23.070	33.893	6:31.929
4	1:50.637	19.770	34.285	22.914	33.668	8:22.566	4	1:50.637	19.770	34.285	22.914	33.668	8:22.566
5	1:51.229	19.930	34.509	22.972	33.818	10:13.795	5	1:51.229	19.930	34.509	22.972	33.818	10:13.795
6	1:50.904	19.845	34.380	22.962	33.717	12:04.699	6	1:50.904	19.845	34.380	22.962	33.717	12:04.699





# Supersport NG

## RFME ESBK 2024

### Entrenamiento Libre 2

## Slow Sector Analysis (114%)

■ Personal Best    
 ■ Session Best    
 ■ Crossing the pit lane

Lap	Time	Sector 1	Sector 2	Sector 3	Sector 4	Elapsed	Lap	Time	Sector 1	Sector 2	Sector 3	Sector 4	Elapsed
7	2:05.680B	19.563	34.295	22.861	48.961	14:10.379							
8	7:03.567	5:31.127	35.246	23.324	33.870	21:13.946							
9	1:52.381	20.467	34.697	23.294	33.923	23:06.327							
10	1:52.790	20.779	35.386	23.014	33.611	24:59.117							
11	1:50.251	19.774	34.196	22.742	33.539	26:49.368							
12	1:50.396	19.622	34.081	22.793	33.900	28:39.764							
13	1:49.940	19.620	34.092	22.838	33.390	30:29.704							

### 91 Taiyo AKSU AUS

ARCO SASH MOTOR UNIVERSITY TEA YAMAHA

1	2:28.375	48.886	38.843	23.370	37.276	2:28.375
2	1:50.517	19.758	34.193	22.855	33.711	4:18.892
3	1:50.096	19.681	34.126	22.854	33.435	6:08.988
4	1:50.226	19.657	34.242	22.864	33.463	7:59.214
5	1:50.235	19.736	34.023	22.766	33.710	9:49.449
6	1:50.206	19.938	34.216	22.649	33.403	11:39.655
7	1:50.261	19.658	34.007	22.752	33.844	13:29.916
8	1:50.299	19.761	34.236	22.721	33.581	15:20.215
9	1:52.169	20.121	35.464	22.869	33.715	17:12.384
10	2:23.140	25.096	53.557	28.503	35.984	19:35.524
11	2:01.023	21.166	37.321	27.109	35.427	21:36.547
12	1:50.434	20.007	34.215	22.746	33.466	23:26.981
13	1:48.933	19.396	33.673	22.585	33.279	25:15.914
14	1:49.706	19.509	33.909	22.697	33.591	27:05.620
15	1:49.855	19.668	33.784	22.828	33.575	28:55.475
16	1:49.482	19.547	33.846	22.755	33.334	30:44.957

### 94 Mohammed BINLADIN SAU

YAMAHA

1	2:30.698	48.590	40.366	23.126	38.616	2:30.698
2	1:49.547	19.613	33.871	22.745	33.318	4:20.245
3	1:49.147	19.582	33.740	22.681	33.144	6:09.392
4	2:05.598B	19.922	34.057	22.654	48.965	8:14.990
5	9:35.795	8:04.045	35.353	23.133	33.264	17:50.785
6	1:48.951	19.714	33.649	22.484	33.104	19:39.736
7	1:48.723	19.430	33.543	22.545	33.205	21:28.459
8	1:56.401	19.713	35.391	23.566	37.731	23:24.860
9	1:49.351	19.450	33.645	22.594	33.662	25:14.211
10	1:51.490	20.384	34.930	22.757	33.419	27:05.701
11	1:48.488	19.308	33.525	22.560	33.095	28:54.189
12	1:51.112	19.760	35.486	22.498	33.368	30:45.301

### 97 Jeong Soo KIM KOR

YAMAHA

1	2:12.522	37.044	35.852	24.223	35.403	2:12.522
2	1:54.437	20.128	35.678	23.953	34.678	4:06.959
3	1:52.988	19.986	35.058	23.688	34.256	5:59.947
4	1:55.563	20.269	35.179	24.554	35.561	7:55.510
5	1:53.887	20.088	35.172	23.863	34.764	9:49.397
6	2:17.475B	20.582	35.854	24.525	56.514	12:06.872
7	8:51.726	7:15.508	35.291	23.798	37.129	20:58.598
8	1:53.568	20.362	34.996	23.620	34.590	22:52.166
9	1:55.419	20.200	35.184	23.743	36.292	24:47.585
10	1:53.189	20.043	35.173	23.410	34.563	26:40.774
11	1:53.534	20.416	35.083	23.546	34.489	28:34.308
12	1:55.291	20.279	35.693	24.117	35.202	30:29.599