

Supersport NG

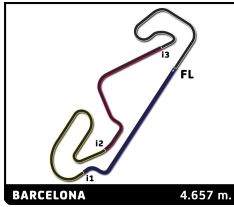
RFME ESBK 2024

Entrenamiento Libre 2

Sector Analysis

Invalidated Lap Personal Best Session Best Crossing the pit lane

Lap	Time	Sector 1	Sector 2	Sector 3	Sector 4	T.Sp	Lap	Time	Sector 1	Sector 2	Sector 3	Sector 4	T.Sp		
4	Eric FERNANDEZ						ESP	4	1:50.025	19.811	33.772	22.641	33.801	260.7	
	TEAM SPEED RACING							5	2:15.916B	19.710	41.321	22.872	52.013	260.7	
1	2:10.532	40.633	34.173	22.572	33.154	194.5	6	9:58.880	8:27.727	34.362	22.892	33.899	162.3		
2	1:46.464	18.925	33.086	21.931	32.522	269.1	7	1:53.393	19.590	35.541	23.030	35.232	257.6		
3	1:47.146	19.034	33.337	22.072	32.703	269.8	8	1:49.636	19.433	33.800	22.772	33.631	264.5		
4	1:46.351	18.655	33.118	21.968	32.610	271.1	9	1:49.142	19.277	33.700	22.529	33.636	262.0		
5	1:47.969	19.228	33.814	22.107	32.820	269.1	10	1:49.236	19.361	33.742	22.625	33.508	262.6		
6	1:47.054	18.836	33.286	22.066	32.866	272.5	11	2:17.515B	22.818	39.305	23.006	52.386	257.0		
7	2:06.570B	19.969	34.717	22.485	49.399	257.6	12	2:19.573	43.840	38.352	23.032	34.349	137.1		
8	6:57.979	5:29.065	33.856	22.239	32.819	186.8									
9	1:47.215	18.788	33.419	22.056	32.952	271.8									
10	2:00.935B	19.149	33.434	22.365	45.987	260.1									
11	2:53.166	1:24.215	33.868	22.326	32.757	179.1									
12	1:47.119	18.884	33.168	22.159	32.908	272.5									
13	1:47.867	18.980	33.338	22.455	33.094	267.8									
5	David PEREZ						ESP	13	Dino IOZZO						RSA
	YAMAHA								IUM MOTORSPORTS						YAMAHA
1	2:43.921	1:07.026	36.948	23.929	36.018	172.8	1	3:07.646	1:34.506	36.135	22.961	34.044	184.9		
2	1:54.570	20.545	35.653	23.475	34.897	244.3	2	1:50.045	19.612	33.894	22.758	33.781	262.0		
3	1:55.307	20.507	35.586	23.607	35.607	247.7	3	1:49.990	19.459	34.700	22.515	33.316	260.7		
4	1:55.082	20.902	35.549	23.636	34.995	244.9	4	1:53.177	19.411	33.724	22.356	37.686	259.5		
5	1:54.586	20.360	35.464	23.757	35.005	247.1	5	1:48.591	19.396	33.533	22.503	33.159	259.5		
6	2:12.810B	20.535	35.662	23.622	52.991	242.7	6	1:48.398	19.507	33.435	22.401	33.055	257.6		
7	6:28.351	4:46.045	43.261	24.307	34.738	112.5	7	1:48.471	19.435	33.550	22.407	33.079	257.0		
8	1:53.769	20.622	34.869	23.431	34.847	241.6	8	2:10.046B	21.154	37.820	23.275	47.797	255.8		
9	1:54.078	20.912	34.944	23.548	34.674	242.1	9	7:46.736	6:15.246	34.703	23.173	33.614	141.6		
10	1:53.585	20.318	35.236	23.555	34.476	249.4	10	2:03.019	19.624	33.674	23.880	45.841	253.4		
11	1:53.747	20.419	35.046	23.549	34.733	247.1	11	1:49.032	19.505	33.728	22.478	33.321	260.1		
12	1:53.668	20.538	35.227	23.426	34.477	246.0	12	1:48.532	19.460	33.596	22.389	33.087	258.2		
13	2:13.566B	20.386	35.467	23.448	54.265	243.8	13	1:50.039	19.844	34.782	22.343	33.070	259.5		
7	Diego HERNANDO						ESP	16	Alvaro FUERTES						ESP
	ARCO SASH MOTOR UNIVERSITY TEA						YAMAHA		PS RACING TEAM						
1	2:13.512	40.136	35.707	23.617	34.052	170.4	1	2:10.770	40.241	34.155	23.158	33.216	193.5		
2	1:51.721	19.933	34.483	23.050	34.255	251.7	2	1:48.197	19.037	33.811	22.514	32.835	270.4		
3	1:50.385	19.626	34.086	23.041	33.632	252.3	3	1:50.260	19.662	35.554	22.287	32.757	269.1		
4	1:50.646	19.621	34.281	23.012	33.732	256.4	4	1:48.093	18.973	33.457	22.676	32.987	265.2		
5	1:50.781	19.704	34.239	23.184	33.654	249.4	5	2:10.683B	19.506	37.316	23.112	50.749	265.2		
6	1:50.888	19.988	34.359	22.917	33.624	248.8	6	13:06.310	...	34.946	22.450	33.043	134.2		
7	1:50.749	19.765	34.173	23.002	33.809	248.8	7	1:48.321	19.303	33.620	22.389	33.009	262.0		
8	1:51.296	19.832	34.345	23.172	33.947	248.2	8	1:48.242	19.173	33.624	22.264	33.181	259.5		
9	2:12.952B	24.165	36.984	23.483	48.320	247.7	9	1:48.012	19.204	33.379	22.300	33.129	258.2		
10	2:35.110	1:01.437	36.437	23.233	34.003	178.2	10	1:48.199	19.247	33.539	22.366	33.047	258.9		
11	1:51.255	19.988	34.234	23.236	33.797	246.5									
12	1:51.504	20.028	34.367	23.251	33.858	247.1									
13	1:51.526	19.865	34.625	23.136	33.900	251.1									
14	1:51.446	19.750	34.612	23.136	33.948	248.2									
15	1:51.391	19.859	34.454	23.171	33.907	247.1									
16	1:51.092	19.837	34.597	23.007	33.651	248.2									
10	Leungo Kitlano GAOREKWE						RSA	17	Tymur KOSTIN						UKR
	I+DENT RACING TEAM								YAMAHA						
1	1:58.675	26.054	34.907	23.561	34.153	179.1	1	1:58.427	24.423	35.964	23.713	34.327	159.6		
2	1:49.903	19.315	33.979	22.869	33.740	267.1	2	1:51.434	20.108	34.460	22.952	33.914	256.4		
3	1:50.014	19.318	34.202	22.836	33.658	265.8	3	1:51.072	19.783	34.288	23.150	33.851	258.2		
							4	1:50.891	19.765	34.246	23.091	33.789	255.2		
							5	2:17.245B	20.082	40.113	27.394	49.656	249.9		
							6	11:26.740	9:54.086	35.114	23.261	34.279	150.6		
							7	1:51.671	20.150	34.463	23.004	34.054	252.8		
							8	1:52.448	19.944	35.315	23.215	33.974	255.2		
							9	1:51.040	19.700	34.302	23.126	33.912	257.6		
							10	1:51.375	19.853	34.435	23.092	33.995	255.2		
							11	2:13.779B	20.261	37.091	24.255	52.172	254.6		
19	Joan DIAZ						ESP	19	Joan DIAZ						ESP
	PS RACING TEAM								PS RACING TEAM						
1	2:22.748	50.899	35.730	22.801	33.318	186.5	1	2:22.748	50.899	35.730	22.801	33.318	186.5		
2	1:49.404	19.202	33.836	23.036	33.330	265.2	2	1:49.404	19.202	33.836	23.036	33.330	265.2		



Supersport NG

RFME ESBK 2024

Entrenamiento Libre 2

Sector Analysis

— Invalidated Lap ■ Personal Best ■ Session Best B Crossing the pit lane

Lap	Time	Sector 1	Sector 2	Sector 3	Sector 4	T.Spd	Lap	Time	Sector 1	Sector 2	Sector 3	Sector 4	T.Spd
3	1:48.247	19.206	33.606	22.457	32.978	265.2	1	2:05.314	33.989	35.075	22.866	33.384	182.1
4	1:48.274	19.058	33.681	22.465	33.070	267.8	2	1:49.401	19.501	33.901	22.661	33.338	259.5
5	1:48.902	19.229	33.616	22.793	33.264	267.1	3	1:48.055	19.160	33.467	22.461	32.967	257.0
6	1:49.083	19.235	34.118	22.557	33.173	263.9	4	1:49.027	19.381	33.767	22.503	33.376	258.2
7	1:48.940	19.324	33.524	22.740	33.352	262.6	5	2:03.671 B	19.450	33.683	22.487	48.051	257.6
8	2:12.245 B	19.888	38.247	22.830	51.280	259.5	6	8:27.613	6:55.535	35.178	23.225	33.675	143.8
9	7:27.195	5:53.785	37.175	23.029	33.206	128.1	7	1:49.622	19.776	33.815	22.642	33.389	251.1
10	1:48.829	19.294	33.622	22.942	32.971	268.4	8	2:04.996 B	19.794	34.092	22.780	48.330	250.5
11	1:48.313	19.208	33.477	22.628	33.000	267.1	9	7:51.690	6:20.472	34.650	23.054	33.514	177.6
12	1:48.501	19.312	33.606	22.349	33.234	264.5	10	1:49.413	19.587	33.828	22.742	33.256	253.4
13	1:48.539	19.336	33.588	22.425	33.190	263.2							

20	Melvin VAN DER VOORT	NLD				
	YAMAHA MS RACING	YAMAHA				
1	2:47.233	1:13.444	34.669	22.742	36.378	176.2
2	1:47.424	19.134	33.239	22.426	32.625	260.7
3	1:47.536	19.195	33.194	22.571	32.576	262.6
4	1:47.460	19.011	33.302	22.398	32.749	260.7
5	1:47.800	19.213	33.197	22.351	33.039	259.5
6	1:48.188	19.210	33.522	22.268	33.188	259.5
7	1:47.727	19.219	33.299	22.274	32.935	258.9
8	1:47.934	19.363	33.329	22.266	32.976	261.3
9	2:08.212 B	19.863	34.302	22.807	51.240	260.7
10	7:31.872	6:01.077	34.675	22.857	33.263	146.1
11	1:47.999	19.169	33.429	22.457	32.944	263.9
12	1:48.111	19.099	33.446	22.459	33.107	261.3
13	1:48.849	19.207	33.744	22.580	33.318	262.0

22	Declan VAN ROSMALEN	AUS				
	IUM MOTORSPORTS	YAMAHA				
1	1:58.856	27.862	34.389	22.897	33.708	185.8
2	1:49.871	19.386	33.990	22.699	33.796	268.4
3	1:49.955	19.430	34.217	22.713	33.595	267.8
4	1:49.106	19.399	33.840	22.494	33.373	265.8
5	1:50.186	19.809	33.967	22.701	33.709	257.6
6	2:13.411 B	20.055	38.183	24.105	51.068	255.2
7	12:31.934	...	34.279	22.991	33.535	143.1
8	2:17.219 B	19.633	34.291	28.376	54.919	265.2
9	4:30.885	2:54.860	38.384	23.300	34.341	140.5

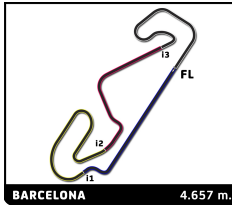
26	Francisco Javier RUIZ	ESP				
	YAMAHA					
1	2:10.867	39.654	34.964	23.039	33.210	165.7
2	1:47.760	19.175	33.468	22.401	32.716	269.8
3	1:47.993	18.966	33.590	22.388	33.049	269.1
4	1:48.844	19.449	33.619	22.326	33.450	258.2
5	2:04.904 B	19.442	33.574	22.547	49.341	257.6
6	10:29.299	8:59.281	34.050	22.727	33.241	179.4
7	1:47.711	19.371	33.552	22.120	32.668	255.8
8	1:48.242	19.156	33.651	22.371	33.064	265.2
9	1:47.979	19.290	33.459	22.361	32.869	258.2
10	1:54.534	19.870	37.180	23.652	33.832	257.0
11	1:48.911	19.361	33.849	22.511	33.190	255.8
12	1:56.957	20.153	37.624	23.750	35.430	257.6

31	Alberto GARCIA	ESP
	ADN VG RACING	

32	Rodrigo VALENTE MARTINS	POR				
	ILUSION RACING	YAMAHA				
1	2:05.280	33.115	34.830	23.348	33.987	174.5
2	1:51.809	20.233	34.390	23.252	33.934	253.4
3	1:50.730	19.531	34.146	23.233	33.820	260.7
4	1:50.779	19.536	34.235	23.212	33.796	258.9
5	1:51.201	19.575	34.182	22.990	34.454	257.0
6	2:04.894 B	20.610	34.745	23.260	46.279	246.5
7	11:22.121	9:50.502	34.630	23.198	33.791	128.5
8	1:51.244	19.873	34.688	23.056	33.627	255.2
9	1:51.446	19.738	34.587	23.074	34.047	257.0
10	1:50.565	19.762	34.197	22.903	33.703	251.1
11	1:50.509	19.714	34.062	22.909	33.824	252.3

33	Filip REHACEK	CZE				
	NEW2 PROJECT	YAMAHA				
1	1:56.324	25.130	34.946	22.800	33.448	140.8
2	1:48.437	19.144	33.818	22.322	33.153	258.9
3	1:48.088	19.125	33.575	22.452	32.936	258.2
4	1:48.012	19.318	33.357	22.430	32.907	259.5
5	1:47.704	19.271	33.397	22.288	32.748	262.0
6	1:51.914	19.102	35.593	23.952	33.267	262.0
7	2:06.103 B	19.047	33.503	22.615	50.938	263.2
8	9:26.470	7:53.675	36.049	23.137	33.609	114.8
9	1:48.417	19.342	33.710	22.451	32.914	259.5
10	1:47.919	18.940	33.638	22.344	32.997	263.9
11	1:47.862	18.990	33.423	22.436	33.013	260.7
12	1:48.171	19.045	33.625	22.494	33.007	260.7
13	1:47.977	18.990	33.659	22.385	32.943	263.2

35	Pier Francesco VENTURINI	ITA				
	YAMAHA					
1	1:56.773	24.015	35.329	23.486	33.943	177.6
2	1:51.107	19.452	34.761	23.018	33.876	257.0
3	1:51.021	19.611	34.844	23.035	33.531	255.2
4	1:50.060	19.728	33.980	22.750	33.602	263.9
5	1:50.293	19.469	34.323	22.995	33.506	260.1
6	1:50.584	19.530	34.637	22.685	33.732	256.4
7	2:04.777 B	19.645	34.401	22.901	47.830	254.6
8	9:33.871	7:51.698	36.176	25.325	40.672	182.7
9	1:54.452	20.107	34.567	23.440	36.338	250.5
10	1:49.737	19.450	34.033	22.797	33.457	260.1
11	1:49.646	19.516	33.867	22.630	33.633	256.4
12	1:50.198	19.492	33.999	22.819	33.888	255.8



Supersport NG

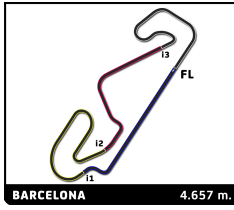
RFME ESBK 2024

Entrenamiento Libre 2

Sector Analysis

— Invalidated Lap ■ Personal Best ■ Session Best B Crossing the pit lane

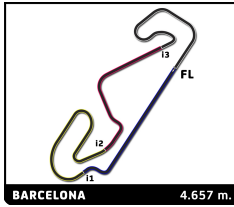
Lap	Time	Sector 1	Sector 2	Sector 3	Sector 4	T.Spd	Lap	Time	Sector 1	Sector 2	Sector 3	Sector 4	T.Spd
37 Mauro GONZALEZ ESP TEAM SPEED RACING							12	1:50.587	19.735	34.434	22.916	33.502	256.4
1	1:57.529	26.452	34.633	22.911	33.533	196.2	13	1:48.903	19.157	33.717	22.478	33.551	265.8
2	1:48.579	19.139	33.727	22.393	33.320	266.5	14	1:51.586	19.410	33.966	22.773	35.437	260.7
3	1:47.720	19.062	33.409	22.369	32.880	267.8	15	1:48.557	19.277	33.700	22.392	33.188	259.5
4	1:47.170	18.995	33.350	22.089	32.736	269.1	16	1:49.067	19.432	33.731	22.649	33.255	261.3
5	1:47.404	18.883	33.335	22.133	33.053	268.4	55 Guillermo Marcel MORENO MEX KAWASAKI						
6	1:51.706	19.077	36.151	23.210	33.268	263.2	1	2:10.490	38.997	34.563	23.029	33.901	181.2
7	1:47.590	19.113	33.341	22.095	33.041	262.6	2	1:48.035	19.236	33.351	22.436	33.012	267.8
8	1:57.494 B	19.152	33.432	22.179	42.731	263.9	3	1:48.684	19.437	33.648	22.408	33.191	267.1
9	7:04.141	5:34.005	34.550	22.399	33.187	161.3	4	1:48.883	19.254	33.631	22.432	33.566	265.8
10	1:47.112	19.206	33.069	22.148	32.689	262.0	5	1:48.413	19.136	33.539	22.523	33.215	267.1
11	1:46.591	18.819	32.974	22.025	32.773	266.5	6	1:48.824	19.239	33.756	22.570	33.259	260.7
12	1:51.259	18.842	33.369	25.011	34.037	268.4	7	1:48.790	19.232	33.696	22.501	33.361	260.7
13	1:46.565	18.880	33.019	21.945	32.721	265.8	8	1:49.251	19.242	33.873	22.640	33.496	260.7
14	2:06.078 B	20.611	36.057	23.019	46.391	255.2	9	1:49.155	19.332	33.872	22.523	33.428	262.6
38 Juan RODRIGUEZ ESP I+DENT RACING TEAM							10	1:49.278	19.404	33.863	22.551	33.460	258.2
1	1:57.601	25.902	34.739	22.932	34.028	179.1	11	1:49.587	19.309	34.017	22.744	33.517	258.9
2	1:48.232	19.217	33.682	22.359	32.974	264.5	12	1:49.454	19.286	33.943	22.671	33.554	259.5
3	1:47.077	18.960	33.140	22.263	32.714	264.5	13	1:49.663	19.404	34.032	22.757	33.470	260.1
4	1:47.052	18.807	33.285	22.203	32.757	265.8	14	1:49.550	19.323	33.952	22.680	33.595	262.6
5	2:05.300 B	19.315	34.571	22.341	49.073	263.2	15	1:49.872	19.331	34.301	22.567	33.673	261.3
6	6:03.976	4:33.319	34.829	22.689	33.139	136.2	16	1:50.303	19.392	34.157	22.818	33.936	260.7
39 Adrian Eduardo SANCHEZ USA YAMAHA							17	1:50.399	19.483	34.157	22.731	34.028	258.2
1	1:59.710	26.608	34.978	23.719	34.405	181.8	57 Francisco Javier PALOMERA ESP CERBA PROMORACING TEAM YAMAHA						
2	1:51.918	19.836	34.501	23.243	34.338	259.5	1	2:04.569	31.706	35.577	23.243	34.043	187.1
3	1:52.477	19.980	34.701	23.492	34.304	255.2	2	1:50.075	19.704	34.315	22.644	33.412	257.0
4	1:52.433	19.736	34.588	23.353	34.756	257.6	3	1:49.469	19.453	33.710	22.521	33.785	257.6
5	1:53.238	19.927	35.095	23.592	34.624	257.6	4	1:47.906	19.095	33.430	22.257	33.124	265.8
6	1:53.623	20.165	35.020	23.602	34.836	251.1	5	1:47.954	19.087	33.530	22.380	32.957	263.2
7	2:10.046 B	20.016	35.002	24.163	50.865	254.6	6	1:48.678	19.169	34.090	22.357	33.062	260.7
43 Harry KHOURI AUS ANDOTRANS TEAM TORRENTO YAMAHA							7	1:48.539	19.445	33.668	22.398	33.028	254.0
1	2:47.769	1:14.302	34.354	22.607	36.506	177.4	8	1:48.742	19.508	33.746	22.366	33.122	256.4
2	1:48.737	19.406	33.597	22.561	33.173	262.0	9	2:03.525 B	19.293	33.860	22.392	47.980	255.2
3	1:48.084	19.264	33.458	22.451	32.911	261.3	10	7:25.570	5:54.583	34.906	22.597	33.484	118.9
4	1:47.947	19.182	33.370	22.442	32.953	261.3	11	1:48.452	19.364	33.580	22.384	33.124	255.8
47 Tibor Erik VARGA HUN ALMA RACING TEAM YAMAHA							12	1:48.177	19.248	33.565	22.373	32.991	256.4
1	3:03.631	1:29.869	36.821	23.374	33.567	142.9	13	1:48.092	19.117	33.528	22.382	33.065	262.0
2	1:48.399	19.212	33.473	22.595	33.119	258.2	14	1:48.069	19.171	33.625	22.282	32.991	256.4
3	1:48.106	19.135	33.439	22.445	33.087	258.9	58 Jose Luis ARMARIO ESP SUPERHUGO 44 TEAM YAMAHA						
4	1:48.502	19.194	33.550	22.436	33.322	259.5	1	3:52.150	2:13.433	41.767	23.414	33.536	145.9
5	1:48.884	19.381	33.635	22.451	33.417	255.8	2	1:58.692	19.638	33.873	30.718	34.463	257.6
6	1:48.603	19.317	33.641	22.451	33.194	254.6	3	1:48.792	19.541	33.714	22.532	33.005	257.0
7	1:49.655	19.217	34.018	22.519	33.901	259.5	4	1:50.263	19.571	34.567	22.874	33.251	255.2
8	1:49.107	19.422	33.723	22.501	33.461	255.2	5	1:49.078	19.572	33.792	22.569	33.145	251.1
9	1:54.151	19.661	35.163	23.753	35.574	253.4	6	2:08.113 B	20.638	34.723	23.207	49.545	249.9
10	1:56.079	20.043	35.547	24.361	36.128	252.8	7	8:24.522	6:53.078	34.864	23.096	33.484	152.1
11	2:01.066	24.082	39.293	23.372	34.319	253.4	8	1:49.244	19.805	33.788	22.585	33.066	254.0
							9	1:48.593	19.520	33.599	22.420	33.054	255.2
							10	2:00.137	20.376	40.393	25.154	34.214	253.4
							11	1:52.511	19.773	35.520	23.095	34.123	253.4
							12	1:51.812	20.014	34.475	23.114	34.209	251.7



Supersport NG
RFME ESBK 2024
Entrenamiento Libre 2
Sector Analysis

— Invalidated Lap ■ Personal Best ■ Session Best B Crossing the pit lane

Lap	Time	Sector 1	Sector 2	Sector 3	Sector 4	T.Spd	Lap	Time	Sector 1	Sector 2	Sector 3	Sector 4	T.Spd
60 Isaac RUIVINHO MARTINS ROSA POR													
TEAM MOTOCLUBE LOULÉ							YAMAHA						
1	2:20.074	39.354	40.788	24.561	35.371	170.4	11	1:50.347	19.646	34.134	22.868	33.699	259.5
2	1:53.241	20.301	34.887	23.708	34.345	248.2	12	1:51.304	19.601	34.592	22.970	34.141	256.4
3	1:55.380	20.249	36.468	23.510	35.153	250.5							
4	1:52.861	20.401	34.747	23.394	34.319	248.2							
5	2:15.583	20.333	38.590	26.637	50.023	248.8							
6	7:56.987	6:22.625	35.651	23.971	34.740	146.3							
7	1:53.546	20.455	35.078	23.542	34.471	246.0							
8	1:54.127	20.434	35.441	23.664	34.588	245.4							
9	1:54.055	20.526	35.230	23.775	34.524	246.5							
10	1:53.270	20.339	34.963	23.553	34.415	247.1							
11	1:52.657	20.131	34.522	23.428	34.576	249.9							
12	1:52.941	20.343	34.627	23.556	34.415	249.4							
13	2:38.831	21.676	49.908	32.051	55.196	246.5							
61 Javier DEL OLMO ESP													
KAWASAKI PALMETO PLRACING							KAWASAKI						
1	2:24.117	51.108	36.127	23.071	33.811	177.1							
2	1:50.171	19.579	34.209	22.867	33.516	257.0							
3	1:50.321	19.704	34.104	22.892	33.621	258.2							
4	1:50.525	19.729	34.116	22.777	33.903	254.6							
5	1:50.630	19.773	34.339	22.868	33.650	252.8							
6	2:08.024	20.066	34.746	23.242	49.970	253.4							
7	8:43.902	7:11.856	35.519	22.836	33.691	124.8							
8	1:50.071	19.899	33.855	22.884	33.433	249.9							
9	1:49.745	19.908	33.892	22.735	33.210	252.3							
62 Blai TRIAS ESP													
ILUSION RACING							YAMAHA						
1	2:10.474	37.294	35.241	23.736	34.203	176.8							
2	1:51.043	19.819	34.083	23.131	34.010	257.6							
3	1:51.740	19.796	34.657	23.317	33.970	257.0							
4	1:51.218	19.631	34.511	23.078	33.998	257.6							
5	1:51.568	19.621	34.635	23.165	34.147	257.0							
6	2:12.549	19.774	36.248	25.126	51.401	255.2							
7	8:32.102	6:58.412	36.828	23.281	33.581	156.0							
8	1:49.802	19.654	33.866	22.840	33.442	254.6							
9	1:50.238	19.750	34.026	22.959	33.503	255.8							
10	1:50.143	19.597	34.323	22.771	33.452	258.2							
11	1:50.341	19.557	34.155	22.849	33.780	260.1							
12	1:50.450	19.676	34.225	22.912	33.637	255.8							
13	1:50.591	19.634	34.187	23.024	33.746	257.0							
67 Gonçalo CAPOTE DA SILVA POR													
EASYRACE TEAM							YAMAHA						
1	2:14.163	41.110	34.970	23.877	34.206	187.4							
2	1:50.944	19.539	34.332	22.846	34.227	262.6							
3	1:50.413	19.539	34.140	23.034	33.700	258.2							
4	1:52.122	19.880	35.253	23.067	33.922	259.5							
5	1:50.321	19.572	34.204	23.138	33.407	258.9							
6	2:04.001	19.680	35.282	23.400	45.639	260.1							
7	10:31.891	9:00.112	34.478	23.274	34.027	133.6							
8	1:50.583	19.803	34.155	22.959	33.666	254.0							
9	1:50.801	19.389	34.343	23.144	33.925	259.5							
10	1:56.346	19.613	36.842	26.033	33.858	255.8							
73 Jacopo CRETARO ITA													
PS RACING TEAM							YAMAHA						
1	3:02.691	1:31.122	35.113	22.973	33.483	169.9							
2	1:49.464	19.571	33.997	22.831	33.065	252.3							
3	1:48.110	19.290	33.595	22.464	32.761	257.0							
4	1:48.554	19.287	33.628	22.481	33.158	256.4							
5	1:48.776	19.416	33.731	22.569	33.060	257.0							
6	1:48.658	19.612	33.606	22.420	33.020	251.1							
7	2:09.161	19.351	33.965	22.661	53.184	257.6							
8	9:13.631	7:42.551	34.692	23.013	33.375	150.2							
9	1:48.555	19.406	33.533	22.530	33.086	257.6							
10	1:48.419	19.331	33.491	22.524	33.073	258.2							
11	1:49.165	19.415	33.718	22.802	33.230	263.2							
12	1:49.246	19.522	33.793	22.637	33.294	254.6							
76 Claudio DE STEFANO ITA													
PS RACING TEAM							YAMAHA						
1	3:05.373	1:31.904	35.556	23.634	34.279	168.6							
2	1:53.288	20.239	34.851	23.701	34.497	252.8							
3	1:52.776	20.114	34.900	23.550	34.212	254.6							
4	1:52.767	20.025	34.918	23.453	34.371	253.4							
5	1:52.630	20.015	34.840	23.432	34.343	251.7							
6	1:53.067	20.128	34.961	23.426	34.552	249.9							
7	1:53.558	20.207	35.136	23.609	34.606	251.1							
8	2:12.362	20.089	35.302	23.591	53.380	252.3							
9	6:54.074	5:19.697	36.629	23.623	34.125	161.3							
10	1:51.854	19.954	34.361	23.490	34.049	257.0							
11	1:52.400	19.927	34.572	23.670	34.231	255.8							
12	1:52.055	20.077	34.433	23.358	34.187	256.4							
13	1:52.673	19.976	34.889	23.398	34.410	253.4							
81 Paola RAMOS ESP													
SUPERHUGO 44 TEAM							YAMAHA						
1	2:35.807	57.819	37.631	24.764	35.593	153.8							
2	1:55.286	20.599	35.985	24.149	34.553	257.0							
3	1:53.494	20.192	35.374	23.560	34.368	257.0							
4	1:53.576	20.180	35.036	23.922	34.438	262.6							
5	1:53.385	20.208	35.168	23.817	34.192	253.4							
6	1:52.988	20.223	34.878	23.726	34.161	252.8							
7	1:53.586	20.115	34.790	24.109	34.572	253.4							
8	1:53.242	20.191	35.019	23.848	34.184	255.8							
9	1:54.047	20.282	35.309	23.869	34.587	254.0							
10	1:54.133	20.620	35.262	23.833	34.418	247.7							
11	2:08.935	20.615	35.777	25.849	46.694	249.4							
12	6:02.918	4:24.768	39.385	24.312	34.453	78.7							
88 Sviatoslav PYLYPENKO UKR													
ANDOTRANS TEAM TORRENTÓ							YAMAHA						
1	2:48.771	1:11.226	38.437	24.064	35.044	177.1							
2	1:51.855	20.030	34.804	23.076	33.945	254.6							
3	1:51.303	19.814	34.526	23.070	33.893	256.4							
4	1:50.637	19.770	34.285	22.914	33.668	253.4							
5	1:51.229	19.930	34.509	22.972	33.818	251.7							
6	1:50.904	19.845	34.380	22.962	33.717	252.3							



Supersport NG

RFME ESBK 2024

Entrenamiento Libre 2

Sector Analysis

— Invalidated Lap ■ Personal Best ■ Session Best B Crossing the pit lane

Lap	Time	Sector 1	Sector 2	Sector 3	Sector 4	T.Sp	Lap	Time	Sector 1	Sector 2	Sector 3	Sector 4	T.Sp
7	2:05.680B	19.563	34.295	22.861	48.961	257.0							
8	7:03.567	5:31.127	35.246	23.324	33.870	175.4							
9	1:52.381	20.467	34.697	23.294	33.923	246.5							
10	1:52.790	20.779	35.386	23.014	33.611	251.1							
11	1:50.251	19.774	34.196	22.742	33.539	253.4							
12	1:50.396	19.622	34.081	22.793	33.900	257.6							
13	1:49.940	19.620	34.092	22.838	33.390	255.8							

91 Taiyo AKSU AUS

ARCO SASH MOTOR UNIVERSITY TEA YAMAHA

1	2:28.375	48.886	38.843	23.370	37.276	186.2							
2	1:50.517	19.758	34.193	22.855	33.711	255.8							
3	1:50.096	19.681	34.126	22.854	33.435	255.8							
4	1:50.226	19.657	34.242	22.864	33.463	257.6							
5	1:50.235	19.736	34.023	22.766	33.710	252.3							
6	1:50.206	19.938	34.216	22.649	33.403	251.1							
7	1:50.261	19.658	34.007	22.752	33.844	251.7							
8	1:50.299	19.761	34.236	22.721	33.581	250.5							
9	1:52.169	20.121	35.464	22.869	33.715	251.1							
10	2:23.140	25.096	53.557	28.503	35.984	248.8							
11	2:01.023	21.166	37.321	27.109	35.427	254.0							
12	1:50.434	20.007	34.215	22.746	33.466	252.3							
13	1:48.933	19.396	33.673	22.585	33.279	262.0							
14	1:49.706	19.509	33.909	22.697	33.591	260.1							
15	1:49.855	19.668	33.784	22.828	33.575	256.4							
16	1:49.482	19.547	33.846	22.755	33.334	257.6							

94 Mohammed BINLADIN SAU

YAMAHA

1	2:30.698	48.590	40.366	23.126	38.616	179.7							
2	1:49.547	19.613	33.871	22.745	33.318	256.4							
3	1:49.147	19.582	33.740	22.681	33.144	257.6							
4	2:05.598B	19.922	34.057	22.654	48.965	261.3							
5	9:35.795	8:04.045	35.353	23.133	33.264	177.4							
6	1:48.951	19.714	33.649	22.484	33.104	251.1							
7	1:48.723	19.430	33.543	22.545	33.205	252.8							
8	1:56.401	19.713	35.391	23.566	37.731	251.1							
9	1:49.351	19.450	33.645	22.594	33.662	253.4							
10	1:51.490	20.384	34.930	22.757	33.419	254.0							
11	1:48.488	19.308	33.525	22.560	33.095	258.2							
12	1:51.112	19.760	35.486	22.498	33.368	252.3							

97 Jeong Soo KIM KOR

YAMAHA

1	2:12.522	37.044	35.852	24.223	35.403	173.4							
2	1:54.437	20.128	35.678	23.953	34.678	253.4							
3	1:52.988	19.986	35.058	23.688	34.256	255.2							
4	1:55.563	20.269	35.179	24.554	35.561	251.7							
5	1:53.887	20.088	35.172	23.863	34.764	251.7							
6	2:17.475B	20.582	35.854	24.525	56.514	244.9							
7	8:51.726	7:15.508	35.291	23.798	37.129	143.2							
8	1:53.568	20.362	34.996	23.620	34.590	248.8							
9	1:55.419	20.200	35.184	23.743	36.292	251.1							
10	1:53.189	20.043	35.173	23.410	34.563	254.6							
11	1:53.534	20.416	35.083	23.546	34.489	249.4							
12	1:55.291	20.279	35.693	24.117	35.202	252.8							