

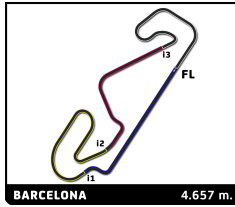
Supersport NG

RFME ESBK 2024

Entrenamiento Cronometrado

Sector Analysis

_ Invalidated Lap							■ Personal Best							■ Session Best							B Crossing the pit lane						
Lap	Time	Sector 1	Sector 2	Sector 3	Sector 4	T.Spd	Lap	Time	Sector 1	Sector 2	Sector 3	Sector 4	T.Spd	Lap	Time	Sector 1	Sector 2	Sector 3	Sector 4	T.Spd	Lap	Time	Sector 1	Sector 2	Sector 3	Sector 4	T.Spd
37 Mauro GONZALEZ ESP							TEAM SPEED RACING																				
1	1:58.927	29.593	34.003	22.312	33.019	192.4	9	1:46.510	18.783	33.217	21.958	32.552	268.4	17	1:46.510	18.783	33.217	21.958	32.552	268.4	25	1:46.510	18.783	33.217	21.958	268.4	
2	1:48.261	19.180	33.975	22.203	32.903	271.8	10	1:47.126	18.965	33.083	22.435	32.643	274.5	18	1:47.126	18.965	33.083	22.435	32.643	274.5	26	1:47.126	18.965	33.083	22.435	274.5	
3	1:47.223	19.003	33.204	22.122	32.894	269.1	11	1:45.905	18.791	32.973	21.776	32.365	271.1	19	1:45.905	18.791	32.973	21.776	32.365	271.1	27	1:45.905	18.791	32.973	21.776	271.1	
4	2:00.458B	18.978	34.569	22.344	44.567	269.8	12	1:47.074	18.618	33.177	22.441	32.838	271.1	20	1:47.074	18.618	33.177	22.441	32.838	271.1	28	1:47.074	18.618	33.177	22.441	271.1	
5	5:22.352	3:49.757	37.636	22.224	32.735	177.1	13	1:46.347	18.740	33.143	21.966	32.498	270.4	21	1:46.347	18.740	33.143	21.966	32.498	270.4	29	1:46.347	18.740	33.143	21.966	270.4	
6	1:46.725	19.176	32.843	22.101	32.605	265.2	14	1:52.764	21.341	35.927	22.281	33.215	264.5	22	1:52.764	21.341	35.927	22.281	33.215	264.5	30	1:52.764	21.341	35.927	22.281	264.5	
7	1:46.672	19.004	33.063	22.080	32.525	265.2	15	1:46.809	18.868	33.337	21.933	32.671	272.5	23	1:46.809	18.868	33.337	21.933	32.671	272.5	31	1:46.809	18.868	33.337	21.933	272.5	
8	1:46.442	19.034	32.875	21.987	32.546	265.8																					
9	1:46.304	18.856	32.885	22.024	32.539	265.2																					
10	1:54.309	18.950	32.917	24.431	38.011	265.8																					
11	2:11.553B	20.649	38.150	23.243	49.511	269.8																					
12	4:54.773	3:13.781	40.929	24.516	35.547	156.4																					
13	1:45.714	18.872	32.728	21.878	32.236	267.1																					
20 Melvin VAN DER VOORT NLD							YAMAHA MS RACING							YAMAHA													
1	3:00.084	1:24.871	37.257	24.479	33.477	105.3	17	1:46.510	18.783	33.217	21.958	32.552	268.4	25	1:46.510	18.783	33.217	21.958	32.552	268.4	33	1:46.510	18.783	33.217	21.958	268.4	
2	1:47.056	19.193	33.154	22.231	32.478	264.5	18	1:47.126	18.965	33.083	22.435	32.643	274.5	26	1:47.126	18.965	33.083	22.435	32.643	274.5	34	1:47.126	18.965	33.083	22.435	274.5	
3	1:46.121	18.807	32.848	22.047	32.419	266.5	19	1:45.905	18.791	32.973	21.776	32.365	271.1	27	1:45.905	18.791	32.973	21.776	32.365	271.1	35	1:45.905	18.791	32.973	21.776	271.1	
4	1:50.984	18.730	34.683	24.309	33.262	267.8	20	1:47.074	18.618	33.177	22.441	32.838	271.1	28	1:47.074	18.618	33.177	22.441	32.838	271.1	36	1:47.074	18.618	33.177	22.441	271.1	
5	1:46.779	18.936	33.248	22.083	32.512	266.5	21	1:46.347	18.740	33.143	21.966	32.498	270.4	29	1:46.347	18.740	33.143	21.966	32.498	270.4	37	1:46.347	18.740	33.143	21.966	270.4	
6	2:07.834B	19.603	34.144	22.827	51.260	264.5	22	1:52.764	21.341	35.927	22.281	33.215	264.5	30	1:52.764	21.341	35.927	22.281	33.215	264.5	38	1:52.764	21.341	35.927	22.281	264.5	
7	6:06.218	4:35.163	34.999	22.730	33.326	159.2	23	1:46.809	18.868	33.337	21.933	32.671	272.5	31	1:46.809	18.868	33.337	21.933	32.671	272.5	39	1:46.809	18.868	33.337	21.933	272.5	
8	1:46.021	19.274	32.663	21.877	32.207	263.2	24	1:46.473	18.853	32.790	22.108	32.722	267.8	32	1:46.473	18.853	32.790	22.108	32.722	267.8	40	1:46.473	18.853	32.790	22.108	267.8	
9	1:45.722	18.981	32.605	21.950	32.186	263.9	25	1:46.510	18.783	33.217	21.958	32.552	268.4	33	1:46.510	18.783	33.217	21.958	32.552	268.4	41	1:46.510	18.783	33.217	21.958	268.4	
10	1:58.294	21.283	39.965	23.365	33.681	262.0	26	1:47.126	18.965	33.083	22.435	32.643	274.5	34	1:47.126	18.965	33.083	22.435	32.643	274.5	42	1:47.126	18.965	33.083	22.435	274.5	
11	1:46.082	18.760	32.985	21.968	32.369	271.1	27	1:45.905	18.791	32.973	21.776	32.365	271.1	35	1:45.905	18.791	32.973	21.776	32.365	271.1	43	1:45.905	18.791	32.973	21.776	271.1	
12	1:45.928	18.853	32.807	21.985	32.283	269.8	28	1:47.074	18.618	33.177	22.441	32.838	271.1	36	1:47.074	18.618	33.177	22.441	32.838	271.1	44	1:47.074	18.618	33.177	22.441	271.1	
13	1:50.133	19.963	35.211	22.299	32.660	269.1	29	1:46.347	18.740	33.143	21.966	32.498	270.4	37	1:46.347	18.740	33.143	21.966	32.498	270.4	45	1:46.347	18.740	33.143	21.966	270.4	
14	1:46.637	18.863	32.875	22.046	32.853	268.4	30	1:52.764	21.341	35.927	22.281	33.215	264.5	38	1:52.764	21.341	35.927	22.281	33.215	264.5	46	1:46.637	18.863	32.875	22.046	32.853	268.4
16 Alvaro FUERTES ESP							PS RACING TEAM																				
1	3:22.926	1:50.842	35.683	22.942	33.459	155.8	17	1:46.510	18.783	33.217	21.958	32.552	268.4	25	1:46.510	18.783	33.217	21.958	32.552	268.4	33	1:46.510	18.783	33.217	21.958	268.4	
2	1:46.384	19.050	32.901	22.107	32.326	265.2	18	1:47.126	18.965	33.083	22.435	32.643	274.5	26	1:47.126	18.965	33.083	22.435	32.643	274.5	34	1:47.126	18.965	33.083	22.435	274.5	
3	1:46.484	18.783	33.100	22.115	32.486	272.5	19	1:45.905	18.791	32.973	21.776	32.365	271.1	27	1:45.905	18.791	32.973	21.776	32.365	271.1	35	1:45.905	18.791	32.973	21.776	271.1	
4	1:46.773	19.042	33.219	22.026	32.486	262.6	20	1:47.074	18.618	33.177	22.441	32.838	271.1	28	1:47.074	18.618	33.177	22.441	32.838	271.1	36	1:47.074	18.618	33.177	22.441	271.1	
5	2:11.194B	19.599	34.521	22.552	54.522	262.0	21	1:46.347	18.740	33.143	21.966	32.498	270.4	29	1:46.347	18.740	33.143	21.966	32.498	270.4	37	1:46.347	18.740	33.143	21.966	270.4	
6	8:19.737	6:45.035	36.341	23.917	34.444	161.8	22	1:52.764	21.341	35.927	22.281	33.215	264.5	30	1:52.764	21.341	35.927	22.281	33.215	264.5	38	1:52.764	21.341	35.927	22.281	264.5	
7	1:45.748	19.065	32.725	21.911	32.047	262.0	23	1:46.809	18.868	33.337	21.933	32.671	272.5	31	1:46.809	18.868	33.337	21.933	32.671	272.5	39	1:46.809	18.868	33.337	21.933	272.5	
8	1:45.729	18.818	32.749	22.012	32.150	261.3	24	1:46.473	18.853	32.790	22.108	32.722	267.8	32	1:46.473	18.853	32.790	22.108	32.722	267.8	40	1:46.473	18.853	32.790	22.108	267.8	
9	2:19.123B	21.158	35.281	23.790	58.894	261.3	25	1:46.510	18.783	33.217	21.958	32.552	268.4	33	1:46.510	18.783	33.217	21.958	32.552	268.4	41	1:46.510	18.783	33.217	21.958	268.4	
10	6:17.980	4:43.242	36.213	24.145	34.380	156.0	26	1:47.126	18.965	33.083	22.435	32.643	274.5	34	1:47.126	18.965	33.083	22.435	32.643	274.5	42	1:47.126	18.965	33.083	22.435	274.5	
4 Eric FERNANDEZ ESP							TEAM SPEED RACING																				
1	2:22.778	52.711	34.492	22.499	33.076	187.1	17	1:46.510	18.783	33.217	21.958	32.552	268.4	25	1:46.510	18.783	33.217	21.958	32.552	268.4	33	1:46.510	18.783	33.217	21.958	268.4	
2	1:48.099	18.954	33.911	22.189	33.045	278.1	18	1:47.126	18.965	33.083	22.435	32.643	274.5	26	1:47.126	18.965	33.083	22.435	32.643	274.5	34	1:47.126	18.965	33.083	22.435	274.5	
3	1:49.071	19.327	33.675	22.775	33.294	271.8	19	1:45.905	18.791	32.973	21.776	32.365	271.1	27	1:45.905	18.791	32.973	21.776	32.365	271.1	35	1:45.905	18.791	32.973	21.776	271.1	
4	1:47.358	18.970	33.493	22.071	32.824	271.1	20	1:47.074	18.618	33.177	22.441	32.838	271.1	28	1:47.074	18.618	33.177	22.441	32.838	271.1	36	1:47.074	18.618	33.177	22.441	271.1	
5	1:47.558	18.942	33.491	22.137	32.988	272.5	21	1:46.347	18.740	33.143	21.966	32.498	270.4	29	1:46.347	18.740	33.143	21.966	32.498	270.4	37	1:46.347	18.740	33.143	21.966	270.4	
6	2:04.410B	20.615	35.139	22.851	45.805	267.1	22	1:52.764	21.341	35.927	22.281	33.215	264.5	30	1:52.764	21.341	35.927	22.281	33.215	264.5	38	1:52.764	21.341	35.927	22.281	264.5	
7																											



Supersport NG

RFME ESBK 2024

Entrenamiento Cronometrado

Sector Analysis

Lap	Time	Sector 1	Sector 2	Sector 3	Sector 4	T.Sp	Lap	Time	Sector 1	Sector 2	Sector 3	Sector 4	T.Sp
4	1:46.810	18.808	33.146	22.207	32.649	271.8	1	2:06.619	36.237	34.505	22.758	33.119	185.5
5	2:10.237 B	19.500	36.292	23.557	50.888	262.6	2	1:49.175	19.409	33.675	22.586	33.505	260.7
6	11:01.368	9:30.104	34.958	22.888	33.418	125.5	3	1:48.211	19.122	33.719	22.436	32.934	262.0
7	1:48.158	19.047	33.061	22.953	33.077	267.8	4	1:48.490	19.293	33.596	22.669	32.932	265.8
8	1:46.518	18.957	32.988	22.075	32.498	265.8	5	2:02.783 B	19.124	33.862	22.527	47.270	253.4
9	2:00.673	19.359	41.471	23.038	36.805	262.6	6	7:12.686	5:38.520	35.231	25.904	33.031	157.6
10	1:46.436	18.869	32.964	22.208	32.395	267.8	7	1:47.058	19.393	33.105	22.172	32.388	257.0
11	1:53.981	19.681	38.004	23.419	32.877	262.0	8	1:46.999	19.159	33.170	22.142	32.528	261.3

38 Juan RODRIGUEZ

ESP
I+DENT RACING TEAM

1	1:53.611	21.547	36.287	22.621	33.156	170.9
2	1:46.919	19.073	33.117	22.135	32.594	264.5
3	1:46.716	19.024	33.023	22.038	32.631	266.5
4	1:48.388	18.958	33.783	22.420	33.227	267.1
5	1:46.601	18.943	33.111	22.008	32.539	265.2
6	2:09.348 B	19.417	34.718	22.562	52.651	262.6
7	9:59.508	8:28.533	34.775	22.935	33.265	161.5
8	1:46.878	18.998	33.047	22.197	32.636	263.9
9	1:47.002	18.931	33.374	21.988	32.709	265.8
10	1:46.468	18.961	33.043	22.014	32.450	265.8
11	1:52.285	20.984	34.741	22.779	33.781	267.8
12	1:46.614	18.967	33.049	21.992	32.606	265.8

57 Francisco Javier PALOMERA

ESP
CERBA PROMORACING TEAM
YAMAHA

1	2:06.345	35.057	34.735	22.931	33.622	172.6
2	1:49.112	19.427	33.794	22.587	33.304	261.3
3	1:48.505	19.318	33.753	22.417	33.017	262.0
4	1:48.462	19.169	33.654	22.562	33.077	264.5
5	1:49.926	19.073	34.485	22.988	33.380	256.4
6	1:48.291	19.302	33.559	22.409	33.021	257.6
7	2:06.827 B	19.503	34.251	22.651	50.422	256.4
8	8:49.173	7:19.486	33.880	22.573	33.234	159.6
9	1:47.796	19.101	33.384	22.450	32.861	259.5
10	1:47.068	19.083	33.210	22.173	32.602	260.7
11	1:46.843	18.950	33.087	22.297	32.509	266.5
12	1:46.938	18.937	33.236	22.247	32.518	262.6
13	1:47.607	19.085	33.409	22.256	32.857	267.8

47 Tibor Erik VARGA

HUN
ALMA RACING TEAM
YAMAHA

1	3:15.276	1:35.637	38.731	26.720	34.188	183.3
2	1:48.362	19.328	33.632	22.417	32.985	260.1
3	1:47.789	19.129	33.512	22.268	32.880	262.0
4	1:47.443	19.036	33.357	22.243	32.807	260.1
5	2:04.084 B	19.406	33.931	22.608	48.139	259.5
6	6:04.944	4:30.710	35.229	25.823	33.182	146.7
7	1:47.064	19.279	33.095	22.141	32.549	258.9
8	1:46.988	19.097	33.108	22.118	32.665	262.0
9	1:47.131	18.989	33.277	22.202	32.663	261.3
10	2:06.343 B	19.800	34.439	23.090	49.014	250.5
11	5:09.055	3:36.718	34.842	23.320	34.175	146.7
12	1:49.879	19.529	33.976	22.688	33.686	259.5

31 Alberto GARCIA

ESP
ADN VG RACING

26 Francisco Javier RUIZ

ESP
YAMAHA

1	2:22.298	48.947	35.798	24.120	33.433	136.9
2	1:49.755	19.954	34.186	22.755	32.860	263.2
3	1:48.024	19.118	33.474	22.274	33.158	265.8
4	1:47.365	18.979	33.610	22.136	32.640	269.1
5	1:47.522	18.945	33.665	22.115	32.797	269.1
6	2:04.649 B	19.610	34.771	22.651	47.617	263.2
7	6:45.504	5:11.679	35.744	23.741	34.340	157.3
8	1:47.053	19.323	32.973	22.169	32.588	263.9
9	1:47.133	19.111	33.191	22.143	32.688	260.7
10	1:47.376	18.966	33.311	22.343	32.756	267.1
11	1:50.726	19.818	35.366	22.281	33.261	257.6
12	1:47.554	19.076	33.497	22.110	32.871	263.2
13	1:49.238	19.061	33.702	22.879	33.596	262.0
14	1:47.597	19.149	33.444	22.142	32.862	265.8

55 Guillermo Marcel MORENO

MEX
KAWASAKI

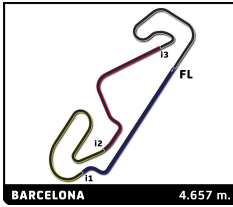
1	2:04.827	34.743	34.237	22.697	33.150	186.2
2	1:47.659	19.042	33.323	22.314	32.980	267.1
3	1:47.805	18.976	33.567	22.507	32.755	267.8
4	1:47.682	18.840	33.618	22.270	32.954	269.8
5	1:47.748	19.059	33.499	22.308	32.882	265.2
6	1:47.789	19.093	33.581	22.245	32.870	263.2
7	2:08.472 B	19.193	33.681	22.455	53.143	263.9
8	7:03.227	5:31.980	35.344	22.573	33.330	185.8
9	1:47.417	18.997	33.211	22.448	32.761	274.5
10	1:47.643	19.004	33.333	22.437	32.869	273.2
11	1:47.702	19.013	33.531	22.207	32.951	267.8
12	1:47.622	18.822	33.568	22.285	32.947	271.1
13	1:48.982	19.069	33.866	22.397	33.650	270.4
14	1:48.105	18.926	33.778	22.371	33.030	275.9

43 Harry KHOURI

AUS
ANDOTRANS TEAM TORRENTO
YAMAHA

1	2:53.311	1:16.963	37.428	24.764	34.156	151.0
2	1:48.256	19.470	33.459	22.492	32.835	262.0
3	1:47.870	19.333	33.342	22.327	32.868	263.2
4	1:47.577	19.246	33.377	22.230	32.724	264.5
5	1:47.907	19.189	33.239	22.240	33.239	264.5
6	2:13.983 B	19.229	36.189	24.366	54.199	261.3
7	7:52.791	6:21.220	35.005	22.792	33.774	175.6
8	1:47.530	19.358	33.240	22.167	32.765	262.6





Supersport NG

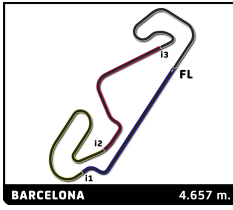
RFME ESBK 2024

Entrenamiento Cronometrado

Sector Analysis

— Invalidated Lap ■ Personal Best ■ Session Best B Crossing the pit lane

Lap	Time	Sector 1	Sector 2	Sector 3	Sector 4	T.Spd	Lap	Time	Sector 1	Sector 2	Sector 3	Sector 4	T.Spd
9	1:47.765	19.328	33.297	22.330	32.810	265.2	4	1:48.453	19.562	33.503	22.379	33.009	255.8
10	1:47.955	19.442	33.263	22.252	32.998	266.5	5	1:48.185	19.523	33.507	22.355	32.800	255.8
11	1:47.516	19.352	33.361	22.152	32.651	258.9	6	2:08.179 B	20.360	35.745	22.625	49.449	260.7
12	1:52.446	19.224	33.551	23.772	35.899	266.5	7	10:16.547	8:43.965	35.675	23.110	33.797	131.3
13	1:47.838	19.084	33.607	22.179	32.968	271.1	8	1:49.726	19.781	33.824	22.675	33.446	256.4
94 Mohammed BINLADIN SAU							9 2:06.503 23.466 42.979 22.946 37.112 255.8						
YAMAHA							10 1:49.282 19.588 33.839 22.678 33.177 263.2						
1 2:42.634 1:11.461 34.971 22.843 33.359 155.8							11 1:51.673 19.705 35.405 23.233 33.330 261.3						
2 1:50.121 19.308 34.077 22.748 33.988 265.2							61 Javier DEL OLMO ESP						
3 1:57.109 25.395 34.475 22.655 34.584 263.9							KAWASAKI PALMETO PLRACING KAWASAKI						
4 1:47.638 19.060 33.512 22.330 32.736 266.5							1 2:22.260 51.372 34.635 22.864 33.389 176.8						
5 1:47.968 19.268 33.295 22.431 32.974 260.1							2 1:49.750 19.752 34.204 22.721 33.073 260.1						
6 2:06.885 B 19.372 33.853 23.123 50.537 259.5							3 1:49.496 19.657 33.760 22.700 33.379 261.3						
7 9:13.323 7:37.329 38.301 23.600 34.093 99.5							4 1:49.028 19.483 33.569 22.443 33.533 266.5						
8 1:50.808 19.915 34.470 22.924 33.499 255.8							5 1:48.935 19.544 33.606 22.631 33.154 260.1						
9 1:55.267 19.441 34.093 22.684 39.049 265.2							6 2:06.495 B 20.227 34.842 22.993 48.433 261.3						
10 1:51.451 19.454 33.508 22.491 35.998 257.6							7 10:22.877 8:51.824 34.706 22.940 33.407 156.9						
11 1:48.013 19.315 33.384 22.337 32.977 256.4							8 1:49.112 19.517 33.516 22.849 33.230 258.9						
12 1:48.297 19.481 33.346 22.404 33.066 257.0							9 1:49.131 19.330 33.728 22.460 33.613 262.6						
91 Taiyo AKSU AUS							10 1:48.901 19.429 33.499 22.864 33.109 258.2						
ARCO SASH MOTOR UNIVERSITY TEA YAMAHA							11 1:50.711 20.436 34.146 22.844 33.285 257.0						
1 2:20.434 47.824 35.820 22.960 33.830 136.8							12 1:48.674 19.413 33.549 22.596 33.116 258.2						
2 1:48.560 19.347 33.544 22.642 33.027 263.2							10 Leungo Kitlano GAOREKWE RSA						
3 1:49.017 19.539 33.562 22.722 33.194 259.5							I+DENT RACING TEAM						
4 1:48.981 19.551 33.786 22.526 33.118 257.0							1 2:42.242 1:09.780 35.080 23.338 34.044 163.5						
5 1:48.423 19.699 33.615 22.359 32.750 257.0							2 1:50.886 19.547 34.016 22.553 34.770 265.8						
6 2:04.073 B 19.818 34.367 22.777 47.111 262.6							3 1:50.234 19.230 33.697 22.619 34.688 269.8						
7 8:33.073 7:01.124 34.767 22.990 34.192 182.4							4 1:48.948 19.237 33.760 22.581 33.370 271.1						
8 1:47.848 19.355 33.214 22.380 32.899 260.1							5 1:48.694 19.347 33.696 22.448 33.203 261.3						
9 1:48.071 19.323 33.439 22.376 32.933 259.5							6 2:10.868 B 22.202 36.381 22.871 49.414 260.7						
10 1:47.976 19.243 33.304 22.450 32.979 262.6							7 10:02.943 8:30.961 35.471 22.838 33.673 166.0						
11 1:48.462 19.443 33.569 22.470 32.980 258.9							8 3:31.956 B 19.222 33.271 22.398 2:17.065 262.0						
12 1:49.216 19.404 33.710 22.720 33.382 257.6							67 Gonçalo CAPOTE DA SILVA POR						
13 1:49.677 19.731 34.309 22.573 33.064 258.2							EASYPACE TEAM YAMAHA						
32 Rodrigo VALENTE MARTINS POR							1 2:08.896 36.332 35.082 22.962 34.520 185.2						
ILUSION RACING YAMAHA							2 1:49.492 19.228 33.917 22.832 33.515 263.9						
1 2:23.528 50.353 34.568 23.641 34.966 185.5							3 1:49.626 19.313 33.990 22.662 33.661 262.6						
2 1:48.800 19.196 33.867 22.745 32.992 263.9							4 1:55.881 19.347 37.663 24.713 34.158 263.9						
3 1:48.926 19.585 33.411 22.549 33.381 268.4							5 1:48.804 19.210 33.751 22.649 33.194 265.8						
4 1:48.548 19.217 33.640 22.528 33.163 263.9							6 2:03.660 B 18.988 34.361 22.966 47.345 262.0						
5 2:03.566 B 19.210 33.693 22.501 48.162 263.9							7 11:09.300 9:25.915 39.866 27.871 35.648 155.8						
6 10:20.753 8:49.757 35.420 22.622 32.954 183.0							8 1:49.844 19.504 34.071 22.772 33.497 260.1						
7 1:47.920 19.343 33.222 22.536 32.819 257.6							9 1:53.778 20.336 35.811 22.753 34.878 260.7						
8 1:48.173 19.492 33.277 22.481 32.923 263.2							10 1:49.235 19.272 34.041 22.657 33.265 261.3						
9 1:49.988 20.359 34.024 22.581 33.024 265.2							11 1:49.008 19.339 33.864 22.644 33.161 262.6						
10 1:49.430 19.497 33.682 22.482 33.769 258.2							22 Declan VAN ROSMALEN AUS						
11 1:48.448 19.406 33.559 22.589 32.894 258.9							IUM MOTORSPORTS YAMAHA						
12 2:06.287 B 19.635 34.400 22.788 49.464 260.1							1 2:08.850 36.138 35.906 22.931 33.875 182.7						
58 Jose Luis ARMARIO ESP							2 2:18.725 19.714 1:00.164 24.928 33.919 262.6						
SUPERHUGO 44 TEAM YAMAHA							3 1:50.500 19.843 33.945 22.871 33.391 262.0						
1 3:27.831 1:55.886 35.555 22.832 33.558 189.1							4 2:03.517 B 19.652 33.981 22.797 47.087 261.3						
2 1:49.361 19.705 33.804 22.583 33.269 254.0							5 2:22.466 43.272 36.241 24.111 38.842 123.5						
3 1:48.681 19.527 33.667 22.458 33.029 258.2							6 1:49.416 19.745 33.778 22.626 33.267 261.3						



Supersport NG

RFME ESBK 2024

Entrenamiento Cronometrado

Sector Analysis

— Invalidated Lap ■ Personal Best ■ Session Best B Crossing the pit lane

Lap	Time	Sector 1	Sector 2	Sector 3	Sector 4	T.Sp
7	2:08.243 B	22.496	35.048	23.039	47.660	258.2
8	6:47.343	5:15.957	35.004	22.929	33.453	103.6
9	1:49.347	19.323	33.746	22.711	33.567	265.2
10	1:49.467	19.562	33.483	22.926	33.496	267.1
11	1:48.993	19.462	33.698	22.596	33.237	262.0
12	1:48.978	19.517	33.619	22.699	33.143	262.0
13	1:49.502	19.519	34.053	22.646	33.284	265.8

88 **Sviatoslav PYLYPENKO** UKR
ANDOTRANS TEAM TORRENTÓ YAMAHA

1	2:40.808	1:07.162	36.037	23.253	34.356	181.5
2	1:52.000	20.001	34.617	22.959	34.423	261.3
3	1:50.202	19.740	34.229	22.765	33.468	262.6
4	1:49.936	19.820	34.088	22.680	33.348	260.7
5	3:59.334 B	19.573	2:04.864	28.202	1:06.695	263.9
6	9:13.267	7:39.007	36.384	23.655	34.221	166.5
7	1:50.680	19.893	34.398	22.890	33.499	258.2
8	1:49.664	19.623	34.033	22.581	33.427	266.5
9	1:49.718	19.618	34.109	22.621	33.370	262.6
10	1:49.544	19.549	34.110	22.601	33.284	259.5
11	1:49.216	19.526	33.978	22.492	33.220	260.1

7 **Diego HERNANDO** ESP
ARCO SASH MOTOR UNIVERSITY TEA YAMAHA

1	2:20.211	47.239	35.587	23.141	34.244	162.3
2	1:49.853	19.847	33.793	22.762	33.451	255.2
3	1:49.813	19.755	33.933	22.669	33.456	256.4
4	1:49.539	19.577	33.758	22.710	33.494	257.6
5	1:49.783	19.779	33.872	22.717	33.415	254.0
6	1:50.098	19.822	33.980	22.754	33.542	251.1
7	2:07.697 B	20.185	35.510	23.468	48.534	249.4
8	9:03.668	7:26.457	35.470	23.132	38.609	178.2
9	1:55.089	23.098	35.924	22.776	33.291	249.4
10	1:49.486	19.552	33.796	22.725	33.413	257.6
11	1:49.969	19.674	33.859	23.093	33.343	252.8
12	1:49.941	19.554	33.981	22.819	33.587	252.8

35 **Pier Francesco VENTURINI** ITA
YAMAHA

1	1:57.944	23.630	35.871	23.884	34.559	184.0
2	1:50.843	19.692	34.689	22.751	33.711	258.9
3	1:50.618	19.599	34.337	22.971	33.711	258.2
4	1:50.052	19.424	34.394	22.769	33.465	259.5
5	1:50.431	19.444	34.317	22.923	33.747	258.2
6	1:52.029	19.695	36.082	22.761	33.491	254.6
7	1:49.797	19.535	34.076	22.681	33.505	258.2
8	2:10.651 B	23.428	35.215	23.494	48.514	153.8
9	6:15.604	4:41.450	37.260	23.219	33.675	173.4
10	1:49.859	19.472	33.956	22.837	33.594	262.6
11	1:49.571	19.343	33.736	22.972	33.520	265.2
12	1:49.823	19.704	33.839	22.934	33.346	263.2
13	1:49.543	19.291	34.111	22.707	33.434	260.1
14	1:49.652	19.501	34.018	22.669	33.464	258.9

76 **Claudio DE STEFANO** ITA
PS RACING TEAM YAMAHA

1	3:16.524	1:33.870	38.580	29.416	34.658	170.9
---	----------	----------	--------	--------	--------	-------

Lap	Time	Sector 1	Sector 2	Sector 3	Sector 4	T.Sp
2	1:51.601	20.248	34.425	23.293	33.635	255.8
3	1:50.809	19.771	34.477	23.104	33.457	257.0
4	1:52.286	19.971	34.492	22.986	34.837	254.0
5	1:50.876	19.920	34.071	23.117	33.768	253.4
6	2:10.592 B	19.996	34.460	23.176	52.960	252.8
7	6:30.881	4:56.850	35.841	23.594	34.596	179.4
8	1:49.805	19.884	33.849	22.858	33.214	252.3
9	1:50.126	19.697	33.951	23.028	33.450	255.8
10	1:50.225	19.754	34.068	22.907	33.496	255.8
11	1:50.469	19.887	34.232	22.967	33.383	255.2
12	1:57.704	19.961	36.055	24.213	37.475	256.4
13	1:50.905	19.919	34.199	22.934	33.853	255.2

17 **Tymur KOSTIN** UKR
YAMAHA

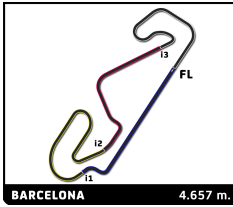
1	2:02.114	29.548	35.140	23.383	34.043	175.9
2	1:50.728	19.943	34.368	22.916	33.501	256.4
3	1:51.236	19.527	34.040	23.188	34.481	263.9
4	1:50.004	19.722	33.968	22.823	33.491	258.2
5	2:03.335 B	20.076	34.969	23.632	44.658	260.1
6	8:07.450	6:35.090	35.201	23.146	34.013	125.7
7	1:50.782	20.007	34.112	22.855	33.808	253.4
8	1:51.468	19.939	34.777	22.973	33.779	254.6
9	1:50.480	19.829	34.132	22.989	33.530	258.2
10	1:50.886	20.118	34.078	23.013	33.677	259.5
11	1:50.659	19.746	34.183	22.870	33.860	260.1
12	2:00.949	20.316	40.452	24.319	35.862	255.8
13	2:12.488	20.456	39.353	25.416	47.263	252.8

97 **Jeong Soo KIM** KOR
YAMAHA

1	1:58.076	23.257	36.072	24.118	34.629	178.2
2	1:52.273	19.905	35.011	23.367	33.990	251.7
3	1:51.563	19.661	34.386	23.623	33.893	257.0
4	1:52.079	19.778	34.690	23.597	34.014	257.0
5	1:52.032	19.811	34.595	23.297	34.329	259.5
6	1:52.179	19.995	34.750	23.255	34.179	253.4
7	2:19.558 B	20.205	35.570	24.137	59.646	252.8
8	9:22.761	7:49.548	34.760	23.491	34.962	145.3
9	1:51.057	19.774	34.457	23.107	33.719	257.0
10	1:51.238	19.835	34.347	23.200	33.856	252.8
11	1:57.711	20.251	34.878	24.078	38.504	250.5
12	1:52.103	19.831	34.570	23.418	34.284	253.4

60 **Isaac RUIVINHO MARTINS ROSA** POR
TEAM MOTOCLUBE LOULÉ YAMAHA

1	2:17.074	36.087	40.342	25.751	34.894	122.3
2	1:57.182	20.142	34.660	23.286	39.094	252.3
3	1:51.817	19.959	34.660	23.400	33.798	257.0
4	1:51.716	20.004	34.437	23.310	33.965	253.4
5	2:10.681 B	20.317	34.681	24.144	51.539	250.5
6	6:52.111	5:18.820	35.534	23.541	34.216	167.5
7	1:52.729	20.217	34.631	23.489	34.392	252.3
8	2:12.577 B	20.367	36.111	24.448	51.651	251.7
9	3:25.638	1:51.466	36.601	23.527	34.044	122.0
10	1:52.185	20.296	34.766	23.322	33.801	250.5
11	1:52.122	20.139	34.679	23.520	33.784	251.1



Supersport NG

RFME ESBK 2024

Entrenamiento Cronometrado

Sector Analysis

— Invalidated Lap ■ Personal Best ■ Session Best B Crossing the pit lane

Lap	Time	Sector 1	Sector 2	Sector 3	Sector 4	T.Sp'd	Lap	Time	Sector 1	Sector 2	Sector 3	Sector 4	T.Sp'd
12	1:51.561	20.018	34.474	23.340	33.729	253.4							

39 Adrian Eduardo SANCHEZ

USA
YAMAHA

1	1:57.876	22.826	36.044	24.167	34.839	180.3
2	1:53.580	19.907	35.411	23.838	34.424	255.2
3	1:52.542	19.739	34.787	23.470	34.546	260.7
4	1:53.603	20.186	35.059	23.522	34.836	256.4
5	1:52.474	19.840	34.872	23.386	34.376	257.0
6	2:10.926B	20.477	35.706	23.903	50.840	253.4
7	5:19.326	3:45.432	35.702	23.581	34.611	169.1
8	1:52.101	19.857	34.461	23.464	34.319	255.2
9	1:53.173	19.854	34.658	23.154	35.507	254.0
10	1:52.248	19.983	34.757	23.301	34.207	254.0
11	1:52.317	19.918	34.696	23.373	34.330	254.6
12	1:52.298	19.764	34.732	23.355	34.447	254.0
13	1:51.998	19.756	34.750	23.301	34.191	254.0
14	1:52.101	19.780	34.800	23.205	34.316	255.2

81 Paola RAMOS

ESP
SUPERHUGO 44 TEAM
YAMAHA

1	2:20.387	41.385	38.020	25.079	35.903	162.0
2	1:53.228	20.165	35.108	23.541	34.414	254.6
3	1:53.071	20.127	34.990	23.613	34.341	264.5
4	1:52.093	19.849	34.751	23.386	34.107	265.8
5	1:52.640	20.033	34.869	23.664	34.074	260.1
6	1:53.352	20.143	34.999	23.658	34.552	258.2
7	1:53.425	20.259	35.237	23.653	34.276	257.6
8	2:09.539B	20.639	36.288	24.866	47.746	256.4
9	7:23.714	5:48.356	36.521	24.066	34.771	115.2
10	1:53.611	20.150	35.225	23.702	34.534	259.5
11	1:53.816	20.215	35.238	23.828	34.535	258.9
12	1:53.315	20.185	35.152	23.620	34.358	258.2
13	1:53.350	20.080	35.154	23.650	34.466	262.6

5 David PEREZ

ESP
YAMAHA

1	2:39.365	1:05.474	35.591	23.681	34.619	180.6
2	1:53.880	20.443	35.078	23.288	35.071	248.8
3	1:53.425	20.293	35.378	23.301	34.453	251.7
4	1:54.594	20.534	35.585	23.215	35.260	249.4
5	2:14.416B	21.458	35.430	23.526	54.002	243.8