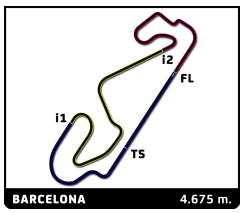


# MITJET
## CIRCUIT DE BARCELONA-CATALUNYA
## Carrera

## Sector Analysis

__ Invalidated Lap  Personal Best  Session Best  **B** Crossing the pit lane

### 3 — EVENT SPIRIT — MITJET AM
1.Sachel ROTGE
2.Alexandre TRAMONTANA
3.Romain DELAGE

| Lap | D | Time | Sector 1 | Sector 2 | Sector 3 | T.Spd | Elapsed |
|---|---|---|---|---|---|---|---|
| 1 | 1 | 2:12.410 | 43.680 | 50.910 | 37.820 | | 2:12.410 |
| 2 | 1 | 2:04.756 | 36.895 | 51.067 | 36.794 | 208.7 | 4:17.166 |
| 3 | 1 | 2:02.345 | 36.419 | 49.794 | 36.132 | 205.1 | 6:19.511 |
| 4 | 1 | 2:01.824 | 36.215 | 49.413 | 36.196 | 204.7 | 8:21.335 |
| 5 | 1 | 2:02.594 | 36.447 | 49.486 | 36.661 | 204.7 | 10:23.929 |
| 6 | 1 | 2:01.569 | 35.910 | 49.419 | 36.240 | 208.3 | 12:25.498 |
| 7 | 1 | 2:01.670 | 36.194 | 49.411 | 36.065 | 206.3 | 14:27.168 |
| 8 | 1 | 2:01.697 | 36.154 | 49.429 | 36.114 | 205.5 | 16:28.865 |
| 9 | 1 | 2:02.088 | 36.186 | 49.555 | 36.347 | 206.3 | 18:30.953 |
| 10 | 1 | 2:03.406 | 36.025 | 50.845 | 36.536 | 206.3 | 20:34.359 |
| 11 | 1 | 2:06.884 | 36.350 | 52.788 | 37.746 | 204.0 | 22:41.243 |
| 12 | 1 | 2:45.186 | 36.606 | 1:05.978 | 1:02.602 | 202.8 | 25:26.429 |
| 13 | 1 | 3:18.792 | 1:04.687 | 1:17.998 | 56.107 | 97.9 | 28:45.221 |
| 14 | 1 | 2:30.979 | 1:00.220 | 53.642 | 37.117 | 91.7 | 31:16.200 |
| 15 | 1 | 2:01.349 | 36.164 | 49.312 | 35.873 | 206.7 | 33:17.549 |
| 16 | 1 | 2:01.744 | 35.905 | 49.742 | 36.097 | 206.7 | 35:19.293 |
| 17 | 1 | 4:25.063 B | 36.039 | 49.994 | 2:59.030 | 207.1 | 39:44.356 |
| 18 | 1 | 4:53.317 | 3:24.934 | 51.086 | 37.297 | 143.2 | 44:37.673 |
| 19 | 1 | 2:05.025 | 37.336 | 50.671 | 37.018 | 199.5 | 46:42.698 |
| 20 | 1 | 2:05.195 | 37.705 | 50.421 | 37.069 | 202.8 | 48:47.893 |
| 21 | 1 | 2:05.635 | 37.873 | 51.062 | 36.700 | 203.6 | 50:53.528 |
| 22 | 1 | 2:06.940 | 36.997 | 52.939 | 37.004 | 202.5 | 53:00.468 |
| 23 | 1 | 2:05.186 | 37.206 | 51.071 | 36.909 | 201.7 | 55:05.654 |
| 24 | 1 | 2:03.842 | 36.863 | 49.943 | 37.036 | 202.1 | 57:09.496 |
| 25 | 1 | 2:03.487 | 36.702 | 50.005 | 36.780 | 203.6 | 59:12.983 |
| 26 | 1 | 2:03.526 | 36.881 | 50.104 | 36.541 | 202.1 | 1:01:16.509 |
| 27 | 1 | 2:05.002 | 37.012 | 50.616 | 37.374 | 201.3 | 1:03:21.511 |
| 28 | 1 | 2:04.553 | 36.995 | 51.065 | 36.493 | 199.9 | 1:05:26.064 |
| 29 | 1 | 2:03.461 | 36.790 | 50.214 | 36.457 | 201.0 | 1:07:29.525 |
| 30 | 1 | 2:04.438 | 37.358 | 50.432 | 36.648 | 201.7 | 1:09:33.963 |
| 31 | 1 | 2:04.207 | 37.039 | 50.376 | 36.792 | 200.6 | 1:11:38.170 |
| 32 | 1 | 2:03.705 | 36.996 | 50.013 | 36.696 | 201.3 | 1:13:41.875 |
| 33 | 1 | 2:04.219 | 36.961 | 50.589 | 36.669 | 202.1 | 1:15:46.094 |
| 34 | 1 | 2:03.582 | 36.822 | 50.136 | 36.624 | 201.0 | 1:17:49.676 |
| 35 | 1 | 4:12.959 B | 36.909 | 50.355 | 2:45.695 | 201.3 | 1:22:02.635 |
| 36 | 1 | 5:02.541 | 3:33.567 | 51.036 | 37.938 | 144.2 | 1:27:05.176 |
| 37 | 1 | 2:04.903 | 37.273 | 50.606 | 37.024 | 199.5 | 1:29:10.079 |
| 38 | 1 | 2:05.042 | 36.950 | 50.833 | 37.259 | 200.6 | 1:31:15.121 |
| 39 | 1 | 2:05.344 | 37.044 | 50.703 | 37.597 | 200.6 | 1:33:20.465 |
| 40 | 1 | 2:14.277 | 37.391 | 53.474 | 43.412 | 199.9 | 1:35:34.742 |
| 41 | 1 | 2:51.361 | 1:01.851 | 1:05.488 | 44.022 | 138.3 | 1:38:26.103 |
| 42 | 1 | 2:22.509 | 49.080 | 53.891 | 39.538 | 149.3 | 1:40:48.612 |
| 43 | 1 | 2:07.389 | 37.817 | 52.467 | 37.105 | 204.4 | 1:42:56.001 |
| 44 | 1 | 2:07.407 | 36.777 | 51.739 | 38.891 | 203.6 | 1:45:03.408 |
| 45 | 1 | 2:05.443 | 37.750 | 50.635 | 37.058 | 204.0 | 1:47:08.851 |
| 46 | 1 | 2:04.335 | 36.921 | 50.353 | 37.061 | 202.5 | 1:49:13.186 |
| 47 | 1 | 2:04.234 | 36.829 | 50.326 | 37.079 | 202.1 | 1:51:17.420 |
| 48 | 1 | 2:05.737 | 38.053 | 50.801 | 36.883 | 202.1 | 1:53:23.157 |
| 49 | 1 | 2:04.418 | 36.907 | 50.417 | 37.094 | 202.1 | 1:55:27.575 |
| 50 | 1 | 4:21.162 B | 37.210 | 50.314 | 2:53.638 | 201.0 | 1:59:48.737 |
| 51 | 1 | 4:55.169 | 3:28.502 | 50.281 | 36.386 | 142.9 | 2:04:43.906 |
| 52 | 1 | 2:03.060 | 36.832 | 49.796 | 36.432 | 198.8 | 2:06:46.966 |
| 53 | 1 | 2:02.632 | 36.506 | 49.671 | 36.455 | 199.9 | 2:08:49.598 |
| 54 | 1 | 2:04.583 | 36.519 | 49.622 | 38.442 | 201.0 | 2:10:54.181 |
| 55 | 1 | 2:02.807 | 37.024 | 49.353 | 36.430 | 197.7 | 2:12:56.988 |
| 56 | 1 | 2:02.269 | 36.412 | 49.579 | 36.278 | 201.3 | 2:14:59.257 |
| 57 | 1 | 2:08.638 | 37.969 | 51.896 | 38.773 | 182.4 | 2:17:07.895 |
| 58 | 1 | 2:12.645 | 39.289 | 53.496 | 39.860 | 195.2 | 2:19:20.540 |
| 59 | 1 | 3:02.857 | 54.881 | 1:19.458 | 48.518 | 131.1 | 2:22:23.397 |
| 60 | 1 | 2:35.854 | 45.968 | 57.659 | 52.227 | 130.8 | 2:24:59.251 |
| 61 | 1 | 2:06.076 | 38.120 | 50.613 | 37.343 | 210.3 | 2:27:05.327 |
| 62 | 1 | 2:03.285 | 36.460 | 50.187 | 36.638 | 206.7 | 2:29:08.612 |
| 63 | 1 | 2:02.627 | 36.513 | 49.901 | 36.213 | 201.7 | 2:31:11.239 |
| 64 | 1 | 2:02.808 | 36.410 | 49.884 | 36.514 | 201.7 | 2:33:14.047 |
| 65 | 1 | 2:02.883 | 36.609 | 49.895 | 36.379 | 202.1 | 2:35:16.930 |
| 66 | 1 | 2:03.396 | 36.666 | 50.352 | 36.378 | 202.1 | 2:37:20.326 |

### 7 — MITJET INTERNATIONAL — MITJET PRO/AM
1. LOURENCO
2. CRESP

| Lap | D | Time | Sector 1 | Sector 2 | Sector 3 | T.Spd | Elapsed |
|---|---|---|---|---|---|---|---|
| 1 | 1 | 2:09.053 | 42.206 | 50.418 | 36.429 | | 2:09.053 |
| 2 | 1 | 2:02.857 | 36.404 | 49.953 | 36.500 | 208.3 | 4:11.910 |
| 3 | 1 | 2:02.021 | 36.240 | 49.563 | 36.218 | 207.5 | 6:13.931 |
| 4 | 1 | 2:02.030 | 36.236 | 49.558 | 36.236 | 207.9 | 8:15.961 |
| 5 | 1 | :33:27.891 | ... | 53.238 | 37.908 | 142.7 | 1:41:43.852 |
| 6 | 1 | 2:04.506 | 37.144 | 50.441 | 36.921 | 202.1 | 1:43:48.358 |
| 7 | 1 | 2:03.504 | 37.035 | 49.709 | 36.760 | 202.5 | 1:45:51.862 |
| 8 | 1 | 2:03.368 | 36.594 | 50.251 | 36.523 | 203.6 | 1:47:55.230 |
| 9 | 1 | 2:02.554 | 36.521 | 49.708 | 36.325 | 204.0 | 1:49:57.784 |
| 10 | 1 | 2:04.099 | 37.265 | 50.232 | 36.602 | 203.2 | 1:52:01.883 |
| 11 | 1 | 2:03.572 | 36.713 | 50.271 | 36.588 | 204.0 | 1:54:05.455 |
| 12 | 1 | 2:03.242 | 36.533 | 50.084 | 36.625 | 204.7 | 1:56:08.697 |
| 13 | 1 | 2:02.931 | 36.505 | 49.825 | 36.601 | 204.0 | 1:58:11.628 |
| 14 | 1 | 2:04.906 | 38.113 | 49.878 | 36.915 | 205.1 | 2:00:16.534 |
| 15 | 1 | 2:03.297 | 36.710 | 49.909 | 36.678 | 202.5 | 2:02:19.831 |
| 16 | 1 | 4:06.347 B | 36.871 | 50.129 | 2:39.347 | 201.7 | 2:06:26.178 |
| 17 | 1 | 5:03.809 | 3:37.202 | 49.843 | 36.764 | 145.9 | 2:11:29.987 |

### 8 — GTDRIVE RACING TEAM — MITJET AM
1.Franck VASSOUT
2.Jean-François QUILES

| Lap | D | Time | Sector 1 | Sector 2 | Sector 3 | T.Spd | Elapsed |
|---|---|---|---|---|---|---|---|
| 1 | 1 | 2:19.669 | 46.841 | 54.017 | 38.811 | | 2:19.669 |
| 2 | 1 | 2:10.743 | 38.308 | 53.246 | 39.189 | 202.5 | 4:30.412 |
| 3 | 1 | 2:10.707 | 38.095 | 53.193 | 39.419 | 201.0 | 6:41.119 |
| 4 | 1 | 2:10.746 | 38.827 | 52.809 | 39.110 | 199.9 | 8:51.865 |
| 5 | 1 | 2:12.086 | 39.994 | 53.330 | 38.762 | 198.0 | 11:03.951 |
| 6 | 1 | 2:11.259 | 38.458 | 53.449 | 39.352 | 201.0 | 13:15.210 |
| 7 | 1 | 2:12.602 | 38.860 | 53.646 | 40.096 | 199.5 | 15:27.812 |
| 8 | 1 | 2:09.396 | 38.137 | 52.307 | 38.952 | 203.2 | 17:37.208 |
| 9 | 1 | 2:08.624 | 38.167 | 52.266 | 38.191 | 196.2 | 19:45.832 |
| 10 | 1 | 2:12.927 | 37.707 | 51.733 | 43.487 | 205.5 | 21:58.759 |
| 11 | 1 | 2:33.137 | 47.922 | 1:00.477 | 44.738 | 140.3 | 24:31.896 |
| 12 | 1 | 2:28.403 | 45.609 | 59.887 | 42.907 | 158.9 | 27:00.299 |
| 13 | 1 | 2:22.837 | 43.209 | 57.316 | 42.312 | 171.2 | 29:23.136 |
| 14 | 1 | 2:18.242 | 42.793 | 56.277 | 39.172 | 174.0 | 31:41.378 |
| 15 | 1 | 2:07.716 | 37.758 | 52.007 | 37.951 | 201.0 | 33:49.094 |
| 16 | 1 | 2:06.771 | 37.278 | 51.591 | 37.902 | 201.3 | 35:55.865 |
| 17 | 1 | 4:15.685 B | 37.848 | 52.084 | 2:45.753 | 201.0 | 40:11.550 |
| 18 | 1 | 5:25.731 | 3:48.130 | 57.232 | 40.369 | 137.6 | 45:37.281 |
| 19 | 1 | 2:14.634 | 40.029 | 54.755 | 39.850 | 199.9 | 47:51.915 |
| 20 | 1 | 2:11.235 | 38.414 | 54.211 | 38.610 | 202.5 | 50:03.150 |

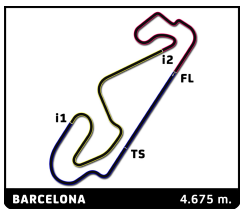


# MITJET
## CIRCUIT DE BARCELONA-CATALUNYA
## Carrera

## Sector Analysis

__ Invalidated Lap  Personal Best  Session Best  **B** Crossing the pit lane

| Lap | D | Time | Sector 1 | Sector 2 | Sector 3 | T.Spd | Elapsed |
|---|---|---|---|---|---|---|---|
| 21 | 1 | 2:11.018 | 38.508 | 53.129 | 39.381 | 201.3 | 52:14.168 |
| 22 | 1 | 2:10.397 | 38.686 | 53.081 | 38.630 | 200.6 | 54:24.565 |
| 23 | 1 | 2:09.103 | 38.562 | 52.465 | 38.076 | 202.1 | 56:33.668 |
| 24 | 1 | 2:08.278 | 37.931 | 52.379 | 37.968 | 202.1 | 58:41.946 |
| 25 | 1 | 2:09.411 | 37.992 | 52.404 | 39.015 | 201.3 | 1:00:51.357 |
| 26 | 1 | 2:07.964 | 38.170 | 51.937 | 37.857 | 202.8 | 1:02:59.321 |
| 27 | 1 | 2:08.296 | 38.047 | 52.118 | 38.131 | 201.7 | 1:05:07.617 |
| 28 | 1 | 2:08.316 | 38.073 | 52.158 | 38.085 | 201.3 | 1:07:15.933 |
| 29 | 1 | 2:08.230 | 37.977 | 52.397 | 37.856 | 200.2 | 1:09:24.163 |
| 30 | 1 | 2:07.298 | 37.828 | 51.764 | 37.706 | 200.6 | 1:11:31.461 |
| 31 | 1 | 2:08.412 | 38.125 | 52.279 | 38.008 | 201.3 | 1:13:39.873 |
| 32 | 1 | 2:08.562 | 38.316 | 52.524 | 37.722 | 201.3 | 1:15:48.435 |
| 33 | 1 | 2:07.262 | 37.654 | 51.657 | 37.951 | 203.2 | 1:17:55.697 |
| 34 | 1 | 2:07.622 | 37.555 | 51.905 | 38.162 | 202.5 | 1:20:03.319 |
| 35 | 1 | 2:08.826 | 38.307 | 52.608 | 37.911 | 201.0 | 1:22:12.145 |
| 36 | 1 | 2:07.818 | 37.874 | 52.049 | 37.895 | 201.7 | 1:24:19.963 |
| 37 | 1 | 4:06.472 **B** | 38.335 | 52.624 | 2:35.513 | 200.6 | 1:28:26.435 |
| 38 | 1 | 6:47.743 | 4:27.335 | 1:14.959 | 1:05.449 | 110.0 | 1:35:14.178 |
| 39 | 1 | 3:04.418 | 1:12.484 | 1:08.515 | 43.419 | 91.7 | 1:38:18.596 |
| 40 | 1 | 2:23.051 | 45.648 | 54.274 | 43.129 | 154.4 | 1:40:41.647 |
| 41 | 1 | 2:15.760 | 41.339 | 53.454 | 40.967 | 192.4 | 1:42:57.407 |
| 42 | 1 | 2:09.030 | 37.829 | 52.211 | 38.990 | 205.9 | 1:45:06.437 |
| 43 | 1 | 2:09.308 | 38.170 | 52.731 | 38.407 | 202.5 | 1:47:15.745 |
| 44 | 1 | 2:08.713 | 38.147 | 52.196 | 38.370 | 202.1 | 1:49:24.458 |
| 45 | 1 | 2:08.102 | 38.422 | 51.948 | 37.732 | 202.5 | 1:51:32.560 |
| 46 | 1 | 2:07.857 | 38.287 | 52.027 | 37.543 | 203.2 | 1:53:40.417 |
| 47 | 1 | 3:51.910 **B** | 37.627 | 52.266 | 2:22.017 | 204.0 | 1:57:32.327 |
| 48 | 1 | 5:53.980 | 4:18.172 | 55.868 | 39.940 | 131.5 | 2:03:26.307 |
| 49 | 1 | 2:13.282 | 39.572 | 53.935 | 39.775 | 198.8 | 2:05:39.589 |
| 50 | 1 | 2:12.435 | 38.855 | 53.631 | 39.949 | 198.4 | 2:07:52.024 |
| 51 | 1 | 2:08.827 | 38.116 | 52.517 | 38.194 | 203.2 | 2:10:00.851 |
| 52 | 1 | 2:08.815 | 38.034 | 52.158 | 38.623 | 201.3 | 2:12:09.666 |
| 53 | 1 | 2:11.383 | 38.463 | 52.894 | 40.026 | 200.2 | 2:14:21.049 |
| 54 | 1 | 2:17.628 | 39.991 | 55.797 | 41.840 | 201.7 | 2:16:38.677 |
| 55 | 1 | 2:30.651 | 45.189 | 55.505 | 49.957 | 152.7 | 2:19:09.328 |
| 56 | 1 | 3:12.110 | 1:03.522 | 1:19.706 | 48.882 | 95.5 | 2:22:21.438 |
| 57 | 1 | 2:36.631 | 45.460 | 58.320 | 52.851 | 147.9 | 2:24:58.069 |
| 58 | 1 | 2:15.685 | 39.101 | 57.811 | 38.773 | 197.0 | 2:27:13.754 |
| 59 | 1 | 2:08.969 | 38.126 | 52.728 | 38.115 | 203.6 | 2:29:22.723 |
| 60 | 1 | 2:07.896 | 37.813 | 52.317 | 37.766 | 202.8 | 2:31:30.619 |
| 61 | 1 | 2:09.736 | 37.688 | 53.985 | 38.063 | 203.2 | 2:33:40.355 |
| 62 | 1 | 2:08.601 | 38.203 | 52.637 | 37.761 | 202.1 | 2:35:48.956 |
| 63 | 1 | 4:07.862 **B** | 39.129 | 53.253 | 2:35.480 | 202.1 | 2:39:56.818 |
| 64 | 1 | 5:34.979 | 3:59.894 | 56.194 | 38.891 | 136.4 | 2:45:31.797 |
| 65 | 1 | 2:09.707 | 38.432 | 52.627 | 38.648 | 201.0 | 2:47:41.504 |
| 66 | 1 | 2:09.795 | 38.205 | 52.519 | 39.071 | 199.5 | 2:49:51.299 |
| 67 | 1 | 2:14.565 | 39.889 | 53.229 | 41.447 | 201.7 | 2:52:05.864 |
| 68 | 1 | 2:11.708 | 38.204 | 53.562 | 39.942 | 202.1 | 2:54:17.572 |
| 69 | 1 | 2:53.891 | 39.955 | 1:15.924 | 58.012 | 191.1 | 2:57:11.463 |
| 70 | 1 | 2:43.118 | 57.554 | 59.843 | 45.721 | 99.2 | 2:59:54.581 |
| 71 | 1 | 2:13.964 | 44.553 | 51.753 | 37.658 | 182.4 | 3:02:08.545 |
| 72 | 1 | 2:09.255 | 37.817 | 53.221 | 38.217 | 206.3 | 3:04:17.800 |
| 73 | 1 | 2:08.417 | 38.123 | 52.380 | 37.914 | 205.9 | 3:06:26.217 |
| 74 | 1 | 2:07.684 | 37.611 | 51.953 | 38.120 | 204.0 | 3:08:33.901 |
| 75 | 1 | 2:07.655 | 37.825 | 51.730 | 38.100 | 204.0 | 3:10:41.556 |
| 76 | 1 | 2:07.781 | 37.884 | 51.929 | 37.968 | 203.6 | 3:12:49.337 |
| 77 | 1 | 4:35.639 **B** | 38.353 | 54.492 | 3:02.794 | 202.8 | 3:17:24.976 |
| 78 | 1 | 5:11.024 | 3:37.217 | 54.622 | 39.185 | 138.7 | 3:22:36.000 |
| 79 | 1 | 2:13.112 | 40.106 | 53.759 | 39.247 | 201.7 | 3:24:49.112 |
| 80 | 1 | 2:11.380 | 39.218 | 53.143 | 39.019 | 201.0 | 3:27:00.492 |
| 81 | 1 | 2:10.313 | 39.055 | 52.798 | 38.460 | 199.9 | 3:29:10.805 |
| 82 | 1 | 2:09.723 | 38.347 | 53.056 | 38.320 | 201.0 | 3:31:20.528 |
| 83 | 1 | 2:10.800 | 38.143 | 53.036 | 39.621 | 202.8 | 3:33:31.328 |
| 84 | 1 | 2:11.779 | 39.014 | 54.237 | 38.528 | 197.0 | 3:35:43.107 |
| 85 | 1 | 2:10.789 | 38.838 | 53.507 | 38.444 | 205.5 | 3:37:53.896 |
| 86 | 1 | 2:11.165 | 38.509 | 53.182 | 39.474 | 205.1 | 3:40:05.061 |
| 87 | 1 | 2:09.143 | 38.265 | 52.503 | 38.375 | 203.2 | 3:42:14.204 |
| 88 | 1 | 2:09.634 | 38.473 | 52.588 | 38.573 | 203.2 | 3:44:23.838 |
| 89 | 1 | 2:10.391 | 38.641 | 52.830 | 38.920 | 200.2 | 3:46:34.229 |
| 90 | 1 | 2:11.109 | 38.266 | 53.069 | 39.774 | 204.4 | 3:48:45.338 |
| 91 | 1 | 2:10.939 | 39.290 | 53.267 | 38.382 | 203.6 | 3:50:56.277 |
| 92 | 1 | 2:08.280 | 38.057 | 51.922 | 38.301 | 203.2 | 3:53:04.557 |
| 93 | 1 | 2:10.018 | 38.268 | 53.236 | 38.514 | 201.0 | 3:55:14.575 |
| 94 | 1 | 2:10.778 | 39.076 | 53.475 | 38.227 | 199.5 | 3:57:25.353 |
| 95 | 1 | 2:11.096 | 38.499 | 53.577 | 39.020 | 204.0 | 3:59:36.449 |
| 96 | 1 | 2:11.422 | 38.846 | 53.250 | 39.326 | 202.8 | 4:01:47.871 |

**11** **GTDRIVE RACING TEAM** MITJET AM
1.Sylvain VILLEDIEU
2.Ghislain RAYMOND

| Lap | D | Time | Sector 1 | Sector 2 | Sector 3 | T.Spd | Elapsed |
|---|---|---|---|---|---|---|---|
| 1 | 1 | 2:21.963 | 47.972 | 54.325 | 39.666 | | 2:21.963 |
| 2 | 1 | 2:12.067 | 39.121 | 53.714 | 39.232 | 203.2 | 4:34.030 |
| 3 | 1 | 2:13.643 | 39.324 | 54.226 | 40.093 | 204.0 | 6:47.673 |
| 4 | 1 | 2:11.009 | 38.967 | 53.195 | 38.847 | 205.1 | 8:58.682 |
| 5 | 1 | 2:10.101 | 38.727 | 52.829 | 38.545 | 202.8 | 11:08.783 |
| 6 | 1 | 2:09.407 | 38.610 | 52.516 | 38.281 | 203.6 | 13:18.190 |
| 7 | 1 | 2:09.107 | 38.104 | 51.909 | 39.094 | 204.0 | 15:27.297 |
| 8 | 1 | 2:08.493 | 38.176 | 52.061 | 38.256 | 201.3 | 17:35.790 |
| 9 | 1 | 2:09.143 | 38.543 | 52.498 | 38.102 | 201.0 | 19:44.933 |
| 10 | 1 | 2:12.657 | 37.968 | 51.693 | 42.996 | 204.0 | 21:57.590 |
| 11 | 1 | 2:27.520 | 46.867 | 56.903 | 43.750 | 145.2 | 24:25.110 |
| 12 | 1 | 2:32.190 | 47.601 | 59.612 | 44.977 | 138.9 | 26:57.300 |
| 13 | 1 | 2:24.784 | 44.864 | 57.506 | 42.414 | 161.3 | 29:22.084 |
| 14 | 1 | 2:19.024 | 43.232 | 55.988 | 39.804 | 168.8 | 31:41.108 |
| 15 | 1 | 2:09.761 | 39.154 | 52.334 | 38.273 | 197.3 | 33:50.869 |
| 16 | 1 | 2:07.816 | 38.143 | 51.601 | 38.072 | 203.6 | 35:58.685 |
| 17 | 1 | 2:07.107 | 37.876 | 51.315 | 37.916 | 204.4 | 38:05.792 |
| 18 | 1 | 2:07.549 | 37.721 | 51.663 | 38.165 | 201.3 | 40:13.341 |
| 19 | 1 | 4:10.982 **B** | 37.934 | 51.555 | 2:41.493 | 202.5 | 44:24.323 |
| 20 | 1 | 5:27.220 | 3:50.376 | 56.348 | 40.496 | 127.3 | 49:51.543 |
| 21 | 1 | 2:13.584 | 39.091 | 54.188 | 40.305 | 202.5 | 52:05.127 |
| 22 | 1 | 2:13.517 | 39.460 | 54.051 | 40.006 | 199.9 | 54:18.644 |
| 23 | 1 | 2:12.365 | 38.877 | 53.608 | 39.880 | 198.8 | 56:31.009 |
| 24 | 1 | 2:32.397 | 38.890 | 1:13.583 | 39.924 | 202.1 | 59:03.406 |
| 25 | 1 | 2:12.822 | 39.256 | 54.036 | 39.530 | 200.6 | 1:01:16.228 |
| 26 | 1 | 2:13.582 | 39.080 | 54.587 | 39.915 | 201.3 | 1:03:29.810 |
| 27 | 1 | 2:17.503 | 40.743 | 56.753 | 40.007 | 197.3 | 1:05:47.313 |
| 28 | 1 | 2:13.583 | 38.781 | 54.640 | 40.162 | 201.3 | 1:08:00.896 |
| 29 | 1 | 2:12.919 | 39.353 | 53.879 | 39.687 | 201.0 | 1:10:13.815 |
| 30 | 1 | 2:11.970 | 38.808 | 53.928 | 39.234 | 204.7 | 1:12:25.785 |
| 31 | 1 | 2:12.474 | 39.190 | 53.477 | 39.807 | 206.3 | 1:14:38.259 |
| 32 | 1 | 2:13.001 | 38.843 | 54.417 | 39.741 | 205.5 | 1:16:51.260 |
| 33 | 1 | 2:11.455 | 38.539 | 53.638 | 39.278 | 203.6 | 1:19:02.715 |
| 34 | 1 | 2:12.425 | 38.827 | 54.382 | 39.216 | 200.2 | 1:21:15.140 |
| 35 | 1 | 2:12.589 | 39.420 | 53.544 | 39.625 | 199.1 | 1:23:27.729 |
| 36 | 1 | 2:12.815 | 39.501 | 53.966 | 39.348 | 201.0 | 1:25:40.544 |

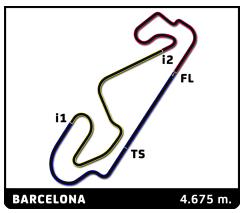


# MITJET
## CIRCUIT DE BARCELONA-CATALUNYA
## Carrera

## Sector Analysis

__ Invalidated Lap  Personal Best  Session Best  **B** Crossing the pit lane

| Lap | D | Time | Sector 1 | Sector 2 | Sector 3 | T.Spd | Elapsed |
|---|---|---|---|---|---|---|---|
| 37 | 1 | 4:32.319 B | 40.607 | 54.161 | 2:57.551 | 192.1 | 1:30:12.863 |
| 38 | 1 | 5:20.726 | 3:38.701 | 58.164 | 43.861 | 116.7 | 1:35:33.589 |
| 39 | 1 | 2:50.731 | 1:00.803 | 1:06.343 | 43.585 | 145.0 | 1:38:24.320 |
| 40 | 1 | 2:23.800 | 49.779 | 53.837 | 40.184 | 153.3 | 1:40:48.120 |
| 41 | 1 | 2:12.635 | 41.871 | 52.468 | 38.296 | 203.2 | 1:43:00.755 |
| 42 | 1 | 2:08.601 | 38.316 | 51.674 | 38.611 | 204.7 | 1:45:09.356 |
| 43 | 1 | 2:07.029 | 38.025 | 51.263 | 37.741 | 205.5 | 1:47:16.385 |
| 44 | 1 | 2:08.342 | 37.962 | 52.430 | 37.950 | 209.1 | 1:49:24.727 |
| 45 | 1 | 2:06.737 | 37.820 | 51.166 | 37.751 | 206.7 | 1:51:31.464 |
| 46 | 1 | 2:06.541 | 37.987 | 51.044 | 37.510 | 202.8 | 1:53:38.005 |
| 47 | 1 | 2:06.899 | 37.822 | 51.416 | 37.661 | 203.6 | 1:55:44.904 |
| 48 | 1 | 3:55.989 B | 37.969 | 51.881 | 2:26.139 | 204.0 | 1:59:40.893 |
| 49 | 1 | 5:39.947 | 4:06.167 | 54.382 | 39.398 | 106.2 | 2:05:20.840 |
| 50 | 1 | 2:32.657 | 38.472 | 1:07.992 | 46.193 | 203.6 | 2:07:53.497 |
| 51 | 1 | 2:09.622 | 38.471 | 52.373 | 38.778 | 203.6 | 2:10:03.119 |
| 52 | 1 | 2:09.015 | 38.262 | 52.338 | 38.415 | 201.7 | 2:12:12.134 |
| 53 | 1 | 2:09.395 | 38.329 | 52.489 | 38.577 | 203.6 | 2:14:21.529 |
| 54 | 1 | 2:16.413 | 38.484 | 55.512 | 42.417 | 206.7 | 2:16:37.942 |
| 55 | 1 | 2:30.521 | 44.829 | 54.262 | 51.430 | 172.3 | 2:19:08.463 |
| 56 | 1 | 3:12.003 | 1:03.655 | 1:19.084 | 49.264 | 100.6 | 2:22:20.466 |
| 57 | 1 | 2:37.236 | 43.116 | 1:00.769 | 53.351 | 169.6 | 2:24:57.702 |
| 58 | 1 | 2:09.726 | 38.676 | 52.776 | 38.274 | 202.1 | 2:27:07.428 |
| 59 | 1 | 2:10.611 | 38.307 | 53.543 | 38.761 | 205.1 | 2:29:18.039 |
| 60 | 1 | 2:08.644 | 38.164 | 52.104 | 38.376 | 207.5 | 2:31:26.683 |
| 61 | 1 | 2:24.222 | 37.892 | 1:07.883 | 38.447 | 204.4 | 2:33:50.905 |
| 62 | 1 | 2:08.936 | 38.320 | 52.289 | 38.327 | 203.2 | 2:35:59.841 |
| 63 | 1 | 2:09.188 | 38.104 | 52.524 | 38.560 | 203.2 | 2:38:09.029 |
| 64 | 1 | 2:12.120 | 38.185 | 54.759 | 39.176 | 204.0 | 2:40:21.149 |
| 65 | 1 | 3:55.475 B | 39.814 | 53.167 | 2:22.494 | 191.7 | 2:44:16.624 |
| 66 | 1 | 6:12.468 | 4:36.564 | 55.447 | 40.457 | 133.9 | 2:50:29.092 |
| 67 | 1 | 2:15.991 | 42.112 | 54.540 | 39.339 | 201.0 | 2:52:45.083 |
| 68 | 1 | 2:14.014 | 39.435 | 53.513 | 41.066 | 201.0 | 2:54:59.097 |
| 69 | 1 | 2:18.422 | 40.892 | 53.519 | 44.011 | 188.1 | 2:57:17.519 |
| 70 | 1 | 2:37.544 | 57.690 | 59.659 | 40.195 | 109.3 | 2:59:55.063 |
| 71 | 1 | 2:11.561 | 40.894 | 52.529 | 38.138 | 203.2 | 3:02:06.624 |
| 72 | 1 | 2:07.882 | 38.066 | 52.106 | 37.710 | 205.9 | 3:04:14.506 |
| 73 | 1 | 2:08.080 | 38.017 | 52.185 | 37.878 | 205.1 | 3:06:22.586 |
| 74 | 1 | 2:06.743 | 37.596 | 51.466 | 37.681 | 206.3 | 3:08:29.329 |
| 75 | 1 | 2:07.041 | 37.919 | 51.424 | 37.698 | 206.3 | 3:10:36.370 |
| 76 | 1 | 2:07.673 | 38.096 | 51.650 | 37.927 | 204.4 | 3:12:44.043 |
| 77 | 1 | 4:03.123 B | 38.653 | 52.141 | 2:32.329 | 205.5 | 3:16:47.166 |
| 78 | 1 | 5:34.891 | 3:57.515 | 56.856 | 40.520 | 135.6 | 3:22:22.057 |
| 79 | 1 | 2:12.667 | 39.621 | 53.543 | 39.503 | 200.6 | 3:24:34.724 |
| 80 | 1 | 2:13.755 | 39.132 | 54.464 | 40.159 | 200.2 | 3:26:48.479 |
| 81 | 1 | 2:13.430 | 39.405 | 54.238 | 39.787 | 198.8 | 3:29:01.909 |
| 82 | 1 | 2:13.948 | 39.704 | 54.625 | 39.619 | 198.8 | 3:31:15.857 |
| 83 | 1 | 2:15.184 | 40.603 | 54.491 | 40.090 | 200.2 | 3:33:31.041 |
| 84 | 1 | 2:11.719 | 39.055 | 53.843 | 38.821 | 202.1 | 3:35:42.760 |
| 85 | 1 | 2:10.785 | 38.747 | 53.623 | 38.415 | 203.6 | 3:37:53.545 |
| 86 | 1 | 2:10.423 | 38.727 | 53.008 | 38.688 | 203.6 | 3:40:03.968 |
| 87 | 1 | 2:10.032 | 38.299 | 53.174 | 38.559 | 202.5 | 3:42:14.000 |
| 88 | 1 | 2:12.075 | 39.042 | 54.280 | 38.753 | 202.1 | 3:44:26.075 |
| 89 | 1 | 2:09.753 | 38.165 | 52.770 | 38.818 | 202.5 | 3:46:35.828 |
| 90 | 1 | 2:10.062 | 38.607 | 52.940 | 38.515 | 206.3 | 3:48:45.890 |
| 91 | 1 | 2:10.100 | 38.468 | 53.087 | 38.545 | 208.3 | 3:50:55.990 |
| 92 | 1 | 2:10.239 | 38.816 | 52.961 | 38.462 | 201.7 | 3:53:06.229 |
| 93 | 1 | 2:09.757 | 38.252 | 52.441 | 39.064 | 204.4 | 3:55:15.986 |
| 94 | 1 | 2:30.675 | 38.216 | 1:11.849 | 40.610 | 205.1 | 3:57:46.661 |
| 95 | 1 | 2:15.718 | 39.330 | 55.481 | 40.907 | 202.1 | 4:00:02.379 |
| 96 | 1 | 2:52.083 B | 41.654 | 56.125 | 1:14.304 | 190.4 | 4:02:54.462 |

**49** **MV2S RACING** — MITJET
1.Yvan DUPUIS, 2.Etienne CATTEAU, 3.Gaetan ESSART — AM

| Lap | D | Time | Sector 1 | Sector 2 | Sector 3 | T.Spd | Elapsed |
|---|---|---|---|---|---|---|---|
| 1 | 1 | 2:15.705 | 45.513 | 52.499 | 37.693 | | 2:15.705 |
| 2 | 1 | 2:05.867 | 37.199 | 51.040 | 37.628 | 209.9 | 4:21.572 |
| 3 | 1 | 2:04.875 | 36.940 | 50.871 | 37.064 | 210.3 | 6:26.447 |
| 4 | 1 | 2:04.050 | 36.639 | 50.379 | 37.032 | 209.9 | 8:30.497 |
| 5 | 1 | 2:04.124 | 36.818 | 50.394 | 36.912 | 207.5 | 10:34.621 |
| 6 | 1 | 2:04.072 | 36.670 | 50.532 | 36.870 | 208.3 | 12:38.693 |
| 7 | 1 | 2:04.229 | 36.721 | 50.397 | 37.111 | 208.3 | 14:42.922 |
| 8 | 1 | 2:05.160 | 37.118 | 50.716 | 37.326 | 207.1 | 16:48.082 |
| 9 | 1 | 2:05.222 | 37.261 | 50.861 | 37.100 | 206.3 | 18:53.304 |
| 10 | 1 | 2:04.867 | 36.770 | 50.542 | 37.555 | 206.7 | 20:58.171 |
| 11 | 1 | 2:08.147 | 38.263 | 51.832 | 38.052 | 204.0 | 23:06.318 |
| 12 | 1 | 2:27.039 | 37.506 | 51.145 | 58.388 | 204.4 | 25:33.357 |
| 13 | 1 | 3:19.719 | 1:04.398 | 1:17.966 | 57.355 | 88.1 | 28:53.076 |
| 14 | 1 | 2:31.638 | 1:01.644 | 53.154 | 36.840 | 101.5 | 31:24.714 |
| 15 | 1 | 2:04.098 | 36.977 | 50.299 | 36.822 | 207.9 | 33:28.812 |
| 16 | 1 | 2:04.979 | 36.825 | 50.582 | 37.572 | 206.7 | 35:33.791 |
| 17 | 1 | 4:41.547 B | 37.088 | 50.332 | 3:14.127 | 206.3 | 40:15.338 |
| 18 | 1 | 4:46.766 | 3:16.753 | 52.475 | 37.538 | 116.3 | 45:02.104 |
| 19 | 1 | 2:06.441 | 37.547 | 51.540 | 37.354 | 202.1 | 47:08.545 |
| 20 | 1 | 2:06.180 | 37.408 | 51.639 | 37.133 | 203.2 | 49:14.725 |
| 21 | 1 | 2:05.523 | 37.109 | 50.984 | 37.430 | 201.0 | 51:20.248 |
| 22 | 1 | 2:06.178 | 37.627 | 51.204 | 37.347 | 202.1 | 53:26.426 |
| 23 | 1 | 2:05.786 | 37.119 | 51.647 | 37.020 | 205.9 | 55:32.212 |
| 24 | 1 | 2:06.030 | 37.229 | 51.640 | 37.161 | 204.0 | 57:38.242 |
| 25 | 1 | 2:05.557 | 37.099 | 51.410 | 37.048 | 204.7 | 59:43.799 |
| 26 | 1 | 2:05.391 | 37.171 | 51.090 | 37.130 | 202.8 | 1:01:49.190 |
| 27 | 1 | 2:05.137 | 37.018 | 50.746 | 37.373 | 204.0 | 1:03:54.327 |
| 28 | 1 | 2:06.044 | 37.364 | 51.126 | 37.554 | 203.6 | 1:06:00.371 |
| 29 | 1 | 2:04.890 | 37.048 | 50.919 | 36.923 | 203.2 | 1:08:05.261 |
| 30 | 1 | 2:06.200 | 37.079 | 51.776 | 37.345 | 204.7 | 1:10:11.461 |
| 31 | 1 | 2:05.481 | 37.267 | 51.367 | 36.847 | 205.5 | 1:12:16.942 |
| 32 | 1 | 2:05.776 | 37.209 | 51.132 | 37.435 | 205.9 | 1:14:22.718 |
| 33 | 1 | 2:07.022 | 37.239 | 51.503 | 38.280 | 205.5 | 1:16:29.740 |
| 34 | 1 | 2:06.662 | 37.899 | 51.218 | 37.545 | 205.1 | 1:18:36.402 |
| 35 | 1 | 2:06.211 | 37.390 | 51.557 | 37.264 | 204.0 | 1:20:42.613 |
| 36 | 1 | 2:06.495 | 37.352 | 51.508 | 37.635 | 204.4 | 1:22:49.108 |
| 37 | 1 | 4:49.656 B | 36.991 | 50.904 | 3:21.761 | 206.3 | 1:27:38.764 |
| 38 | 1 | 4:30.708 | 3:00.358 | 51.672 | 38.678 | 139.4 | 1:32:09.472 |
| 39 | 1 | 3:03.647 | 38.389 | 1:19.817 | 1:05.441 | 203.2 | 1:35:13.119 |
| 40 | 1 | 3:04.396 | 1:12.322 | 1:08.459 | 43.615 | 80.8 | 1:38:17.515 |
| 41 | 1 | 2:22.207 | 42.722 | 53.667 | 45.818 | 162.3 | 1:40:39.722 |
| 42 | 1 | 2:05.574 | 37.524 | 50.684 | 37.366 | 207.1 | 1:42:45.296 |
| 43 | 1 | 2:04.835 | 37.061 | 50.825 | 36.949 | 207.1 | 1:44:50.131 |
| 44 | 1 | 2:05.766 | 37.473 | 50.860 | 37.433 | 204.7 | 1:46:55.897 |
| 45 | 1 | 2:05.760 | 37.516 | 51.264 | 36.980 | 207.1 | 1:49:01.657 |
| 46 | 1 | 2:04.673 | 37.254 | 50.570 | 36.849 | 206.3 | 1:51:06.330 |
| 47 | 1 | 2:05.278 | 37.281 | 50.970 | 37.027 | 208.7 | 1:53:11.608 |
| 48 | 1 | 2:04.180 | 36.664 | 50.697 | 36.819 | 207.9 | 1:55:15.788 |
| 49 | 1 | 2:03.994 | 36.854 | 50.366 | 36.774 | 207.5 | 1:57:19.782 |
| 50 | 1 | 2:04.941 | 36.978 | 51.103 | 36.860 | 206.3 | 1:59:24.723 |
| 51 | 1 | 2:04.109 | 36.678 | 50.442 | 36.989 | 205.1 | 2:01:28.832 |
| 52 | 1 | 2:03.906 | 36.781 | 50.470 | 36.655 | 205.1 | 2:03:32.738 |

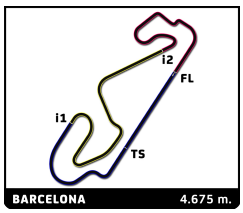


# MITJET
## CIRCUIT DE BARCELONA-CATALUNYA
## Carrera

## Sector Analysis

__ Invalidated Lap  Personal Best  Session Best  **B** Crossing the pit lane

| Lap | D | Time | Sector 1 | Sector 2 | Sector 3 | T.Spd | Elapsed |
|---|---|---|---|---|---|---|---|
| 53 | 1 | 4:05.715 B | 36.486 | 50.814 | 2:38.415 | 205.9 | 2:07:38.453 |
| 54 | 1 | 5:20.312 | 3:48.685 | 53.031 | 38.596 | 126.9 | 2:12:58.765 |
| 55 | 1 | 2:06.783 | 37.552 | 51.517 | 37.714 | 205.5 | 2:15:05.548 |
| 56 | 1 | 2:08.022 | 38.057 | 52.033 | 37.932 | 204.0 | 2:17:13.570 |
| 57 | 1 | 2:07.476 | 37.756 | 51.802 | 37.918 | 203.6 | 2:19:21.046 |
| 58 | 1 | 3:03.684 | 55.467 | 1:19.596 | 48.621 | 129.6 | 2:22:24.730 |
| 59 | 1 | 2:35.156 | 45.509 | 57.731 | 51.916 | 138.5 | 2:24:59.886 |
| 60 | 1 | 2:09.895 | 38.106 | 53.218 | 38.571 | 213.6 | 2:27:09.781 |
| 61 | 1 | 2:07.233 | 38.108 | 51.478 | 37.647 | 206.7 | 2:29:17.014 |
| 62 | 1 | 2:07.535 | 38.166 | 51.737 | 37.632 | 213.2 | 2:31:24.549 |
| 63 | 1 | 2:06.580 | 37.401 | 51.486 | 37.693 | 205.9 | 2:33:31.129 |
| 64 | 1 | 2:06.296 | 37.227 | 51.470 | 37.599 | 204.0 | 2:35:37.425 |
| 65 | 1 | 2:07.051 | 37.501 | 51.739 | 37.811 | 204.0 | 2:37:44.476 |
| 66 | 1 | 2:06.351 | 37.499 | 51.298 | 37.554 | 204.0 | 2:39:50.827 |
| 67 | 1 | 2:07.618 | 37.481 | 51.579 | 38.558 | 204.0 | 2:41:58.445 |
| 68 | 1 | 2:07.677 | 38.242 | 51.448 | 37.987 | 207.1 | 2:44:06.122 |
| 69 | 1 | 2:10.411 | 39.958 | 52.349 | 38.104 | 204.7 | 2:46:16.533 |
| 70 | 1 | 2:07.310 | 37.980 | 51.611 | 37.719 | 202.5 | 2:48:23.843 |
| 71 | 1 | 2:07.900 | 37.736 | 52.579 | 37.585 | 205.9 | 2:50:31.743 |
| 72 | 1 | 4:35.443 B | 37.737 | 51.693 | 3:06.013 | 206.3 | 2:55:07.186 |
| 73 | 1 | 4:51.421 | 3:21.756 | 51.856 | 37.809 | 145.3 | 2:59:58.607 |
| 74 | 1 | 2:06.217 | 37.430 | 51.716 | 37.071 | 207.9 | 3:02:04.824 |
| 75 | 1 | 2:04.498 | 36.664 | 50.702 | 37.132 | 207.9 | 3:04:09.322 |
| 76 | 1 | 2:05.688 | 37.044 | 50.936 | 37.708 | 211.9 | 3:06:15.010 |
| 77 | 1 | 2:04.547 | 36.957 | 50.591 | 36.999 | 210.7 | 3:08:19.557 |
| 78 | 1 | 2:04.416 | 36.819 | 50.762 | 36.835 | 207.9 | 3:10:23.973 |
| 79 | 1 | 2:04.198 | 36.633 | 50.718 | 36.847 | 206.7 | 3:12:28.171 |
| 80 | 1 | 2:04.002 | 36.648 | 50.518 | 36.836 | 206.7 | 3:14:32.173 |
| 81 | 1 | 2:05.930 | 36.753 | 50.701 | 38.476 | 206.3 | 3:16:38.103 |
| 82 | 1 | 2:04.451 | 36.768 | 50.614 | 37.069 | 209.1 | 3:18:42.554 |
| 83 | 1 | 2:03.594 | 36.683 | 50.193 | 36.718 | 207.5 | 3:20:46.148 |
| 84 | 1 | 2:03.800 | 36.958 | 50.136 | 36.706 | 207.1 | 3:22:49.948 |
| 85 | 1 | 3:45.980 B | 36.882 | 50.705 | 2:18.393 | 207.5 | 3:26:35.928 |
| 86 | 1 | 5:55.145 B | 4:08.339 | 53.386 | 53.420 | 127.5 | 3:32:31.073 |
| 87 | 1 | 2:30.987 | 1:00.626 | 52.393 | 37.968 | 142.3 | 3:35:02.060 |
| 88 | 1 | 2:08.446 | 37.519 | 52.403 | 38.524 | 204.7 | 3:37:10.506 |
| 89 | 1 | 2:07.819 | 37.689 | 52.326 | 37.804 | 204.0 | 3:39:18.325 |
| 90 | 1 | 2:07.299 | 37.742 | 51.793 | 37.764 | 205.9 | 3:41:25.624 |
| 91 | 1 | 2:09.228 | 38.961 | 52.654 | 37.613 | 205.1 | 3:43:34.852 |
| 92 | 1 | 2:08.025 | 37.636 | 52.275 | 38.114 | 206.7 | 3:45:42.877 |
| 93 | 1 | 2:08.549 | 37.767 | 52.810 | 37.972 | 204.4 | 3:47:51.426 |
| 94 | 1 | 2:07.874 | 37.411 | 52.306 | 38.157 | 208.7 | 3:49:59.300 |
| 95 | 1 | 2:08.009 | 37.735 | 52.469 | 37.805 | 205.5 | 3:52:07.309 |
| 96 | 1 | 2:08.531 | 37.704 | 52.691 | 38.136 | 206.3 | 3:54:15.840 |
| 97 | 1 | 2:08.204 | 38.143 | 52.220 | 37.841 | 204.4 | 3:56:24.044 |
| 98 | 1 | 2:08.568 | 37.891 | 52.266 | 38.411 | 205.1 | 3:58:32.612 |
| 99 | 1 | 2:09.197 | 37.879 | 52.192 | 39.126 | 204.4 | 4:00:41.809 |
| 100 | 1 | 2:09.821 | 38.366 | 52.974 | 38.481 | 203.6 | 4:02:51.630 |

**64** **MV2S RACING** — MITJET PRO/AM
1.Thomas LAISNE
2.Hugo MOGICA
3.Thibault MOGICA

| Lap | D | Time | Sector 1 | Sector 2 | Sector 3 | T.Spd | Elapsed |
|---|---|---|---|---|---|---|---|
| 1 | 1 | 2:09.515 | 42.048 | 50.549 | 36.918 | | 2:09.515 |
| 2 | 1 | 2:03.657 | 36.561 | 50.756 | 36.340 | 209.9 | 4:13.172 |
| 3 | 1 | 2:02.572 | 36.358 | 49.898 | 36.316 | 211.9 | 6:15.744 |
| 4 | 1 | 2:03.089 | 36.965 | 50.085 | 36.039 | 212.8 | 8:18.833 |
| 5 | 1 | 2:01.843 | 36.217 | 49.488 | 36.138 | 210.7 | 10:20.676 |
| 6 | 1 | 2:02.121 | 36.307 | 49.544 | 36.270 | 207.5 | 12:22.797 |
| 7 | 1 | 2:01.970 | 36.294 | 49.559 | 36.117 | 208.7 | 14:24.767 |
| 8 | 1 | 2:02.360 | 36.440 | 49.760 | 36.160 | 208.7 | 16:27.127 |
| 9 | 1 | 2:02.739 | 36.574 | 49.777 | 36.388 | 207.9 | 18:29.866 |
| 10 | 1 | 15:04.491 | 36.832 | 50.509 | ... | 209.9 | 33:34.357 |
| 11 | 1 | 4:19.986 B | 1:38.056 | 51.579 | 1:50.351 | 79.9 | 37:54.343 |
| 12 | 1 | 5:51.107 | 4:24.769 | 49.991 | 36.347 | 146.3 | 43:45.450 |
| 13 | 1 | 2:01.878 | 36.231 | 49.829 | 35.818 | 205.1 | 45:47.328 |
| 14 | 1 | 2:02.082 | 36.432 | 49.648 | 36.002 | 207.5 | 47:49.410 |
| 15 | 1 | 2:02.033 | 36.161 | 49.564 | 36.308 | 205.5 | 49:51.443 |
| 16 | 1 | 2:01.370 | 36.192 | 49.357 | 35.821 | 204.4 | 51:52.813 |
| 17 | 1 | 2:01.510 | 35.916 | 49.587 | 36.007 | 207.1 | 53:54.323 |
| 18 | 1 | 2:01.084 | 35.920 | 49.367 | 35.797 | 206.7 | 55:55.407 |
| 19 | 1 | 2:00.923 | 35.876 | 49.189 | 35.858 | 207.1 | 57:56.330 |
| 20 | 1 | 2:01.656 | 36.119 | 49.428 | 36.109 | 207.1 | 59:57.986 |
| 21 | 1 | 2:00.935 | 35.984 | 49.114 | 35.837 | 207.5 | 1:01:58.921 |
| 22 | 1 | 2:00.937 | 35.735 | 49.268 | 35.934 | 209.5 | 1:03:59.858 |
| 23 | 1 | 2:01.852 | 36.407 | 49.323 | 36.122 | 211.9 | 1:06:01.710 |
| 24 | 1 | 2:02.218 | 35.987 | 50.298 | 35.933 | 207.9 | 1:08:03.928 |
| 25 | 1 | 2:01.684 | 36.219 | 49.485 | 35.980 | 208.3 | 1:10:05.612 |
| 26 | 1 | 2:01.670 | 36.022 | 49.406 | 36.242 | 206.3 | 1:12:07.282 |
| 27 | 1 | 2:01.661 | 36.088 | 49.186 | 36.387 | 207.1 | 1:14:08.943 |
| 28 | 1 | 2:02.148 | 36.101 | 49.660 | 36.387 | 205.5 | 1:16:11.091 |
| 29 | 1 | 4:09.960 B | 36.349 | 50.140 | 2:43.471 | 205.5 | 1:20:21.051 |
| 30 | 1 | 4:56.967 | 3:31.504 | 49.496 | 35.967 | 147.3 | 1:25:18.018 |
| 31 | 1 | 2:01.703 | 36.368 | 49.400 | 35.935 | 204.0 | 1:27:19.721 |
| 32 | 1 | 2:01.300 | 36.126 | 49.252 | 35.922 | 204.4 | 1:29:21.021 |
| 33 | 1 | 2:00.937 | 36.167 | 49.056 | 35.714 | 205.5 | 1:31:21.958 |
| 34 | 1 | 2:01.189 | 36.132 | 49.263 | 35.794 | 206.7 | 1:33:23.147 |
| 35 | 1 | 2:12.111 | 35.916 | 52.543 | 43.652 | 207.1 | 1:35:35.258 |
| 36 | 1 | 2:51.471 | 1:02.198 | 1:05.067 | 44.206 | 132.1 | 1:38:26.729 |
| 37 | 1 | 2:22.545 | 48.876 | 54.005 | 39.664 | 147.3 | 1:40:49.274 |
| 38 | 1 | 2:02.252 | 36.678 | 49.689 | 35.885 | 213.2 | 1:42:51.526 |
| 39 | 1 | 2:02.957 | 36.418 | 49.407 | 37.132 | 210.7 | 1:44:54.483 |
| 40 | 1 | 2:01.989 | 36.091 | 49.915 | 35.983 | 212.8 | 1:46:56.472 |
| 41 | 1 | 2:01.069 | 36.027 | 49.242 | 35.800 | 214.4 | 1:48:57.541 |
| 42 | 1 | 2:02.113 | 35.934 | 49.438 | 36.741 | 210.7 | 1:50:59.654 |
| 43 | 1 | 2:01.273 | 36.029 | 49.526 | 35.718 | 209.1 | 1:53:00.927 |
| 44 | 1 | 2:01.293 | 36.156 | 49.376 | 35.761 | 206.7 | 1:55:02.220 |
| 45 | 1 | 2:01.360 | 36.205 | 49.294 | 35.861 | 207.9 | 1:57:03.580 |
| 46 | 1 | 2:01.339 | 36.286 | 49.140 | 35.913 | 206.7 | 1:59:04.919 |
| 47 | 1 | 2:01.421 | 36.202 | 49.418 | 35.801 | 206.7 | 2:01:06.340 |
| 48 | 1 | 4:03.169 B | 36.119 | 49.423 | 2:37.627 | 210.3 | 2:05:09.509 |
| 49 | 1 | 5:03.360 | 3:36.901 | 50.155 | 36.304 | 146.7 | 2:10:12.869 |
| 50 | 1 | 2:02.152 | 36.360 | 49.509 | 36.283 | 206.7 | 2:12:15.021 |
| 51 | 1 | 2:03.833 | 36.393 | 50.100 | 37.340 | 208.3 | 2:14:18.854 |
| 52 | 1 | 2:04.061 | 36.568 | 50.351 | 37.142 | 205.9 | 2:16:22.915 |
| 53 | 1 | 2:43.363 | 37.477 | 1:05.733 | 1:00.153 | 206.3 | 2:19:06.278 |
| 54 | 1 | 3:13.224 | 1:04.710 | 1:18.774 | 49.740 | 95.0 | 2:22:19.502 |
| 55 | 1 | 2:34.705 | 41.227 | 1:02.275 | 51.203 | 175.4 | 2:24:54.207 |
| 56 | 1 | 2:02.755 | 36.796 | 49.877 | 36.082 | 211.5 | 2:26:56.962 |
| 57 | 1 | 2:02.895 | 36.673 | 49.548 | 36.674 | 211.9 | 2:28:59.857 |
| 58 | 1 | 2:02.527 | 36.469 | 49.647 | 36.411 | 212.8 | 2:31:02.384 |
| 59 | 1 | 2:02.899 | 37.109 | 49.454 | 36.336 | 211.9 | 2:33:05.283 |
| 60 | 1 | 2:02.903 | 36.678 | 49.603 | 36.622 | 207.5 | 2:35:08.186 |
| 61 | 1 | 2:02.530 | 36.200 | 49.802 | 36.528 | 211.5 | 2:37:10.716 |
| 62 | 1 | 2:03.116 | 36.495 | 49.981 | 36.640 | 212.8 | 2:39:13.832 |
| 63 | 1 | 2:03.346 | 36.545 | 50.277 | 36.524 | 211.9 | 2:41:17.178 |
| 64 | 1 | 2:03.883 | 37.404 | 49.728 | 36.751 | 207.9 | 2:43:21.061 |

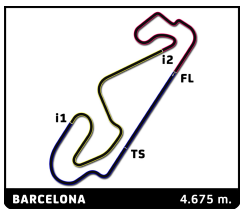


# MITJET
## CIRCUIT DE BARCELONA-CATALUNYA
## Carrera

## Sector Analysis

__ Invalidated Lap  Personal Best  Session Best  **B** Crossing the pit lane

| Lap | D | Time | Sector 1 | Sector 2 | Sector 3 | T.Spd | Elapsed |
|---|---|---|---|---|---|---|---|
| 65 | 1 | 2:04.000 | 37.035 | 50.715 | 36.250 | 207.5 | 2:45:25.061 |
| 66 | 1 | 2:02.553 | 36.332 | 49.959 | 36.262 | 207.5 | 2:47:27.614 |
| 67 | 1 | 3:55.829 B | 36.766 | 49.697 | 2:29.366 | 205.5 | 2:51:23.443 |
| 68 | 1 | 6:38.075 | 5:06.753 | 53.169 | 38.153 | 137.8 | 2:58:01.518 |
| 69 | 1 | 2:05.768 | 37.545 | 51.207 | 37.016 | 201.0 | 3:00:07.286 |
| 70 | 1 | 2:02.354 | 36.602 | 49.740 | 36.012 | 206.7 | 3:02:09.640 |
| 71 | 1 | 2:02.592 | 36.535 | 50.047 | 36.010 | 211.5 | 3:04:12.232 |
| 72 | 1 | 2:01.868 | 36.048 | 49.587 | 36.233 | 210.3 | 3:06:14.100 |
| 73 | 1 | 2:01.794 | 36.211 | 49.723 | 35.860 | 209.1 | 3:08:15.894 |
| 74 | 1 | 2:01.529 | 36.192 | 49.454 | 35.883 | 211.1 | 3:10:17.423 |
| 75 | 1 | 2:01.882 | 35.996 | 49.802 | 36.084 | 215.3 | 3:12:19.305 |
| 76 | 1 | 2:01.524 | 35.927 | 49.524 | 36.073 | 209.5 | 3:14:20.829 |
| 77 | 1 | 2:02.147 | 35.847 | 49.951 | 36.349 | 211.5 | 3:16:22.976 |
| 78 | 1 | 2:01.998 | 36.305 | 49.498 | 36.195 | 207.5 | 3:18:24.974 |
| 79 | 1 | 3:31.449 B | 35.959 | 49.656 | 2:05.834 | 210.3 | 3:21:56.423 |
| 80 | 1 | 5:37.295 | 4:11.486 | 49.500 | 36.309 | 148.3 | 3:27:33.718 |
| 81 | 1 | 2:01.437 | 36.157 | 49.245 | 36.035 | 210.3 | 3:29:35.155 |
| 82 | 1 | 2:01.226 | 36.053 | 49.211 | 35.962 | 211.1 | 3:31:36.381 |
| 83 | 1 | 2:03.543 | 35.943 | 49.138 | 38.462 | 211.5 | 3:33:39.924 |

**66** **GTDRIVE RACING TEAM** MITJET AM
1.Jean-Marc BOURGINEAU
2.Eric GERARD

| Lap | D | Time | Sector 1 | Sector 2 | Sector 3 | T.Spd | Elapsed |
|---|---|---|---|---|---|---|---|
| 1 | 1 | 2:12.043 | 43.479 | 50.774 | 37.790 | | 2:12.043 |
| 2 | 1 | 2:05.533 | 37.241 | 51.330 | 36.962 | 208.7 | 4:17.576 |
| 3 | 1 | 2:03.700 | 36.739 | 50.335 | 36.626 | 209.1 | 6:21.276 |
| 4 | 1 | 2:03.726 | 36.708 | 50.122 | 36.896 | 206.7 | 8:25.002 |
| 5 | 1 | 2:03.633 | 36.497 | 50.594 | 36.542 | 209.5 | 10:28.635 |
| 6 | 1 | 2:03.280 | 36.546 | 49.962 | 36.772 | 207.9 | 12:31.915 |
| 7 | 1 | 2:04.458 | 37.120 | 50.659 | 36.679 | 205.1 | 14:36.373 |
| 8 | 1 | 2:03.878 | 36.812 | 50.308 | 36.758 | 204.0 | 16:40.251 |
| 9 | 1 | 2:03.658 | 36.776 | 50.304 | 36.578 | 204.7 | 18:43.909 |
| 10 | 1 | 2:03.504 | 36.501 | 50.122 | 36.881 | 204.4 | 20:47.413 |
| 11 | 1 | 2:06.614 | 37.104 | 51.270 | 38.240 | 204.4 | 22:54.027 |
| 12 | 1 | 2:35.506 | 38.010 | 55.351 | 1:02.145 | 202.8 | 25:29.533 |
| 13 | 1 | 3:18.982 | 1:04.342 | 1:17.732 | 56.908 | 92.8 | 28:48.515 |
| 14 | 1 | 2:32.169 | 1:01.109 | 53.655 | 37.405 | 95.3 | 31:20.684 |
| 15 | 1 | 2:03.643 | 37.162 | 49.755 | 36.726 | 202.8 | 33:24.327 |
| 16 | 1 | 2:03.253 | 36.595 | 49.974 | 36.684 | 204.4 | 35:27.580 |
| 17 | 1 | 2:03.599 | 36.904 | 50.072 | 36.623 | 202.8 | 37:31.179 |
| 18 | 1 | 3:56.648 B | 36.374 | 49.816 | 2:30.458 | 204.7 | 41:27.827 |
| 19 | 1 | 5:15.421 | 3:49.454 | 49.701 | 36.266 | 138.1 | 46:43.248 |
| 20 | 1 | 2:02.561 | 36.584 | 49.637 | 36.340 | 211.9 | 48:45.809 |
| 21 | 1 | 2:02.644 | 36.722 | 49.603 | 36.319 | 207.5 | 50:48.453 |
| 22 | 1 | 2:02.775 | 36.661 | 49.668 | 36.446 | 213.6 | 52:51.228 |
| 23 | 1 | 2:03.755 | 37.612 | 49.597 | 36.546 | 206.7 | 54:54.983 |
| 24 | 1 | 2:03.873 | 36.857 | 50.047 | 36.969 | 205.1 | 56:58.856 |
| 25 | 1 | 2:07.332 | 37.396 | 50.352 | 39.584 | 195.5 | 59:06.188 |
| 26 | 1 | 2:08.911 | 38.901 | 50.126 | 39.884 | 186.8 | 1:01:15.099 |
| 27 | 1 | 2:16.091 | 40.604 | 52.585 | 42.902 | 169.6 | 1:03:31.190 |
| 28 | 1 | 5:03.360 B | 40.294 | 54.681 | 3:28.385 | 180.3 | 1:08:34.550 |
| 29 | 1 | 5:56.830 | 4:27.960 | 51.481 | 37.389 | 138.1 | 1:14:31.380 |
| 30 | 1 | 2:04.318 | 37.123 | 50.378 | 36.817 | 204.4 | 1:16:35.698 |
| 31 | 1 | 2:04.237 | 36.724 | 50.687 | 36.826 | 204.7 | 1:18:39.935 |
| 32 | 1 | 2:04.076 | 36.984 | 50.337 | 36.755 | 206.7 | 1:20:44.011 |
| 33 | 1 | 2:04.208 | 37.086 | 50.405 | 36.717 | 203.6 | 1:22:48.219 |
| 34 | 1 | 2:03.691 | 36.556 | 50.215 | 36.920 | 205.9 | 1:24:51.910 |
| 35 | 1 | 2:04.104 | 36.963 | 50.235 | 36.906 | 204.7 | 1:26:56.014 |
| 36 | 1 | 2:03.529 | 36.935 | 50.125 | 36.469 | 204.0 | 1:28:59.543 |
| 37 | 1 | 2:03.452 | 36.822 | 50.023 | 36.607 | 203.6 | 1:31:02.995 |
| 38 | 1 | 2:06.283 | 37.038 | 51.338 | 37.907 | 204.0 | 1:33:09.278 |
| 39 | 1 | 2:24.669 | 42.611 | 58.433 | 43.625 | 203.2 | 1:35:33.947 |
| 40 | 1 | 2:51.145 | 1:01.582 | 1:05.909 | 43.654 | 137.1 | 1:38:25.092 |
| 41 | 1 | 2:23.251 | 49.532 | 53.985 | 39.734 | 155.1 | 1:40:48.343 |
| 42 | 1 | 2:04.335 | 36.844 | 50.660 | 36.831 | 207.1 | 1:42:52.678 |
| 43 | 1 | 2:05.346 | 37.629 | 50.766 | 36.951 | 211.9 | 1:44:58.024 |
| 44 | 1 | 2:03.083 | 36.629 | 49.888 | 36.566 | 208.3 | 1:47:01.107 |
| 45 | 1 | 2:03.785 | 37.176 | 50.153 | 36.456 | 207.1 | 1:49:04.892 |
| 46 | 1 | 4:00.301 B | 36.425 | 49.747 | 2:34.129 | 208.7 | 1:53:05.193 |
| 47 | 1 | 5:49.862 | 4:21.921 | 50.977 | 36.964 | 140.8 | 1:58:55.055 |
| 48 | 1 | 2:04.271 | 37.280 | 50.364 | 36.627 | 202.5 | 2:00:59.326 |
| 49 | 1 | 2:02.910 | 36.678 | 49.771 | 36.461 | 204.0 | 2:03:02.236 |
| 50 | 1 | 2:03.069 | 36.812 | 49.871 | 36.386 | 203.6 | 2:05:05.305 |
| 51 | 1 | 2:03.349 | 36.844 | 50.146 | 36.359 | 203.6 | 2:07:08.654 |
| 52 | 1 | 2:04.204 | 37.270 | 50.168 | 36.766 | 206.7 | 2:09:12.858 |
| 53 | 1 | 2:03.357 | 36.827 | 50.046 | 36.484 | 203.6 | 2:11:16.215 |
| 54 | 1 | 2:03.037 | 36.697 | 49.792 | 36.548 | 203.2 | 2:13:19.252 |
| 55 | 1 | 2:04.363 | 36.539 | 49.793 | 38.031 | 204.7 | 2:15:23.615 |
| 56 | 1 | 2:40.204 | 55.004 | 59.947 | 45.253 | 108.2 | 2:18:03.819 |
| 57 | 1 | 2:18.404 | 41.231 | 55.295 | 41.878 | 196.2 | 2:20:22.223 |
| 58 | 1 | 2:12.730 | 39.785 | 53.479 | 39.466 | 183.0 | 2:22:34.953 |
| 59 | 1 | 2:27.847 | 40.894 | 55.327 | 51.626 | 182.7 | 2:25:02.800 |
| 60 | 1 | 2:07.062 | 37.413 | 51.613 | 38.036 | 207.5 | 2:27:09.862 |
| 61 | 1 | 2:04.071 | 37.026 | 50.889 | 36.156 | 204.0 | 2:29:13.933 |
| 62 | 1 | 2:03.728 | 37.403 | 49.985 | 36.340 | 209.9 | 2:31:17.661 |
| 63 | 1 | 2:03.137 | 36.387 | 49.900 | 36.850 | 207.9 | 2:33:20.798 |
| 64 | 1 | 2:02.564 | 36.343 | 49.850 | 36.371 | 208.7 | 2:35:23.362 |
| 65 | 1 | 2:03.525 | 36.586 | 50.198 | 36.741 | 205.5 | 2:37:26.887 |
| 66 | 1 | 2:03.278 | 36.742 | 49.685 | 36.851 | 205.1 | 2:39:30.165 |
| 67 | 1 | 2:04.577 | 36.830 | 50.444 | 37.303 | 204.4 | 2:41:34.742 |
| 68 | 1 | 5:29.739 B | 38.451 | 51.231 | 4:00.057 | 185.8 | 2:47:04.481 |
| 69 | 1 | 3:51.681 | 2:23.191 | 51.306 | 37.184 | 138.1 | 2:50:56.162 |
| 70 | 1 | 2:05.353 | 37.358 | 51.052 | 36.943 | 203.2 | 2:53:01.515 |
| 71 | 1 | 2:06.659 | 37.215 | 51.522 | 37.922 | 204.0 | 2:55:08.174 |
| 72 | 1 | 2:11.219 | 37.813 | 51.328 | 42.078 | 203.6 | 2:57:19.393 |
| 73 | 1 | 2:36.273 | 57.568 | 59.523 | 39.182 | 114.0 | 2:59:55.666 |
| 74 | 1 | 2:05.151 | 37.071 | 50.454 | 37.626 | 212.8 | 3:02:00.817 |
| 75 | 1 | 2:03.835 | 36.629 | 50.227 | 36.979 | 208.7 | 3:04:04.652 |
| 76 | 1 | 2:04.971 | 37.435 | 50.731 | 36.805 | 208.7 | 3:06:09.623 |
| 77 | 1 | 2:03.643 | 36.741 | 50.044 | 36.858 | 208.3 | 3:08:13.266 |
| 78 | 1 | 2:03.552 | 36.581 | 50.277 | 36.694 | 207.5 | 3:10:16.818 |
| 79 | 1 | 2:03.749 | 36.525 | 50.579 | 36.645 | 207.5 | 3:12:20.567 |
| 80 | 1 | 2:03.528 | 36.754 | 50.167 | 36.607 | 208.3 | 3:14:24.095 |
| 81 | 1 | 2:03.778 | 36.716 | 50.337 | 36.725 | 207.1 | 3:16:27.873 |
| 82 | 1 | 4:17.917 B | 36.962 | 50.391 | 2:50.564 | 206.7 | 3:20:45.790 |
| 83 | 1 | 5:14.352 | 3:46.016 | 51.528 | 36.808 | 143.4 | 3:26:00.142 |
| 84 | 1 | 2:04.518 | 37.328 | 50.396 | 36.794 | 202.5 | 3:28:04.660 |
| 85 | 1 | 2:04.215 | 37.450 | 50.010 | 36.755 | 202.8 | 3:30:08.875 |
| 86 | 1 | 2:04.729 | 36.982 | 50.971 | 36.776 | 204.7 | 3:32:13.604 |
| 87 | 1 | 2:04.482 | 37.114 | 50.336 | 37.032 | 204.0 | 3:34:18.086 |
| 88 | 1 | 2:03.318 | 36.790 | 49.999 | 36.529 | 205.9 | 3:36:21.404 |
| 89 | 1 | 2:04.227 | 36.551 | 50.495 | 37.181 | 207.1 | 3:38:25.631 |
| 90 | 1 | 2:02.930 | 36.330 | 50.111 | 36.489 | 208.3 | 3:40:28.561 |
| 91 | 1 | 2:02.948 | 36.657 | 49.857 | 36.434 | 207.1 | 3:42:31.509 |
| 92 | 1 | 2:03.490 | 36.641 | 49.997 | 36.852 | 206.3 | 3:44:34.999 |
| 93 | 1 | 2:03.929 | 36.851 | 50.373 | 36.705 | 205.9 | 3:46:38.928 |

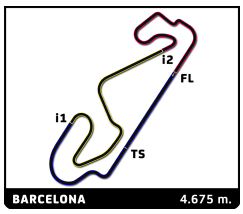


# MITJET
## CIRCUIT DE BARCELONA-CATALUNYA
## Carrera

## Sector Analysis

__ Invalidated Lap  Personal Best  Session Best  **B** Crossing the pit lane

| Lap | D | Time | Sector 1 | Sector 2 | Sector 3 | T.Spd | Elapsed |
|---|---|---|---|---|---|---|---|
| 94 | 1 | 2:04.498 | 36.566 | 50.980 | 36.952 | 207.5 | 3:48:43.426 |
| 95 | 1 | 2:03.079 | 36.618 | 49.930 | 36.531 | 205.5 | 3:50:46.505 |
| 96 | 1 | 2:04.620 | 36.659 | 50.968 | 36.993 | 207.5 | 3:52:51.125 |
| 97 | 1 | 2:03.456 | 36.793 | 50.153 | 36.510 | 205.1 | 3:54:54.581 |
| 98 | 1 | 2:03.971 | 36.889 | 50.076 | 37.006 | 204.4 | 3:56:58.552 |
| 99 | 1 | 2:05.150 | 37.053 | 50.938 | 37.159 | 205.1 | 3:59:03.702 |
| 100 | 1 | 2:05.039 | 37.151 | 50.677 | 37.211 | 204.7 | 4:01:08.741 |
| 101 | 1 | 2:05.747 | 37.278 | 50.833 | 37.636 | 204.0 | 4:03:14.488 |

**69** **GTDRIVE RACING TEAM** MITJET
1.Xavier BOURLARD PRO/AM
2.Lorenzo GATTI

| Lap | D | Time | Sector 1 | Sector 2 | Sector 3 | T.Spd | Elapsed |
|---|---|---|---|---|---|---|---|
| 1 | 1 | 2:08.010 | 42.042 | 49.760 | 36.208 | | 2:08.010 |
| 2 | 1 | 2:01.854 | 36.121 | 49.337 | 36.396 | 209.1 | 4:09.864 |
| 3 | 1 | 2:02.611 | 35.852 | 50.523 | 36.236 | 212.3 | 6:12.475 |
| 4 | 1 | 2:01.545 | 36.564 | 49.168 | 35.813 | 204.7 | 8:14.020 |
| 5 | 1 | 2:02.082 | 36.064 | 49.575 | 36.443 | 207.5 | 10:16.102 |
| 6 | 1 | 2:01.270 | 36.107 | 49.195 | 35.968 | 209.5 | 12:17.372 |
| 7 | 1 | 2:01.103 | 36.117 | 49.241 | 35.745 | 209.5 | 14:18.475 |
| 8 | 1 | 2:01.167 | 35.911 | 49.114 | 36.142 | 209.1 | 16:19.642 |
| 9 | 1 | 2:02.278 | 36.030 | 49.907 | 36.341 | 208.3 | 18:21.920 |
| 10 | 1 | 2:02.111 | 36.146 | 49.770 | 36.195 | 207.1 | 20:24.031 |
| 11 | 1 | 2:04.571 | 36.887 | 50.577 | 37.107 | 206.7 | 22:28.602 |
| 12 | 1 | 2:53.672 | 36.928 | 1:14.048 | 1:02.696 | 206.7 | 25:22.274 |
| 13 | 1 | 3:20.044 | 1:04.307 | 1:18.713 | 57.024 | 109.6 | 28:42.318 |
| 14 | 1 | 4:03.919 **B** | 1:00.141 | 52.593 | 2:11.185 | 93.6 | 32:46.237 |
| 15 | 1 | 5:46.233 | 4:18.749 | 50.461 | 37.023 | 139.9 | 38:32.470 |
| 16 | 1 | 2:02.235 | 36.398 | 49.728 | 36.109 | 204.7 | 40:34.705 |
| 17 | 1 | 2:02.011 | 36.400 | 49.437 | 36.174 | 204.7 | 42:36.716 |
| 18 | 1 | 2:01.905 | 36.300 | 49.637 | 35.968 | 205.9 | 44:38.621 |
| 19 | 1 | 2:02.255 | 36.356 | 49.764 | 36.135 | 210.3 | 46:40.876 |
| 20 | 1 | 2:02.795 | 36.222 | 49.398 | 37.175 | 207.1 | 48:43.671 |
| 21 | 1 | 2:03.141 | 36.103 | 50.651 | 36.387 | 207.1 | 50:46.812 |
| 22 | 1 | 2:01.816 | 36.457 | 49.464 | 35.895 | 206.7 | 52:48.628 |
| 23 | 1 | 2:01.191 | 36.185 | 49.285 | 35.721 | 207.1 | 54:49.819 |
| 24 | 1 | 2:01.259 | 36.062 | 49.448 | 35.749 | 206.7 | 56:51.078 |
| 25 | 1 | 2:00.995 | 35.984 | 49.221 | 35.790 | 206.7 | 58:52.073 |
| 26 | 1 | 2:00.899 | 36.063 | 49.093 | 35.743 | 207.5 | 1:00:52.972 |
| 27 | 1 | 2:01.427 | 36.225 | 49.225 | 35.977 | 209.9 | 1:02:54.399 |
| 28 | 1 | 2:01.185 | 35.976 | 49.256 | 35.953 | 207.9 | 1:04:55.584 |
| 29 | 1 | 2:02.206 | 36.656 | 49.377 | 36.173 | 203.6 | 1:06:57.790 |
| 30 | 1 | 2:01.070 | 36.062 | 49.403 | 35.605 | 205.9 | 1:08:58.860 |
| 31 | 1 | 2:02.131 | 36.021 | 49.958 | 36.152 | 207.5 | 1:11:00.991 |
| 32 | 1 | 2:01.820 | 36.048 | 49.420 | 36.352 | 206.7 | 1:13:02.811 |
| 33 | 1 | 2:01.377 | 36.072 | 49.156 | 36.149 | 207.5 | 1:15:04.188 |
| 34 | 1 | 2:01.296 | 36.074 | 49.319 | 35.903 | 206.7 | 1:17:05.484 |
| 35 | 1 | 3:56.826 **B** | 35.994 | 49.385 | 2:31.447 | 207.1 | 1:21:02.310 |
| 36 | 1 | 5:09.691 | 3:43.112 | 50.520 | 36.059 | 143.8 | 1:26:12.001 |
| 37 | 1 | 2:02.182 | 36.606 | 49.496 | 36.080 | 204.7 | 1:28:14.183 |
| 38 | 1 | 2:02.941 | 36.348 | 49.639 | 36.954 | 204.7 | 1:30:17.124 |
| 39 | 1 | 2:04.583 | 36.394 | 50.203 | 37.986 | 204.7 | 1:32:21.707 |
| 40 | 1 | 2:54.580 | 39.579 | 1:09.295 | 1:05.706 | 201.7 | 1:35:16.287 |
| 41 | 1 | 3:03.590 | 1:12.473 | 1:07.876 | 43.241 | 97.9 | 1:38:19.877 |
| 42 | 1 | 2:22.114 | 45.289 | 54.117 | 42.708 | 156.4 | 1:40:41.991 |
| 43 | 1 | 2:03.447 | 36.738 | 49.922 | 36.787 | 211.5 | 1:42:45.438 |
| 44 | 1 | 2:01.646 | 36.163 | 49.614 | 35.869 | 211.1 | 1:44:47.084 |
| 45 | 1 | 2:01.534 | 36.051 | 49.367 | 36.116 | 206.7 | 1:46:48.618 |
| 46 | 1 | 2:01.424 | 36.162 | 49.094 | 36.168 | 206.7 | 1:48:50.042 |
| 47 | 1 | 2:01.675 | 36.204 | 49.680 | 35.791 | 205.9 | 1:50:51.717 |
| 48 | 1 | 2:01.909 | 36.221 | 49.478 | 36.210 | 206.3 | 1:52:53.626 |
| 49 | 1 | 2:01.712 | 36.212 | 49.482 | 36.018 | 205.9 | 1:54:55.338 |
| 50 | 1 | 2:01.527 | 36.175 | 49.085 | 36.267 | 205.9 | 1:56:56.865 |
| 51 | 1 | 2:01.827 | 36.239 | 49.439 | 36.149 | 205.9 | 1:58:58.692 |
| 52 | 1 | 2:03.535 | 36.399 | 50.835 | 36.301 | 207.9 | 2:01:02.227 |
| 53 | 1 | 3:40.024 **B** | 36.334 | 49.733 | 2:13.957 | 207.1 | 2:04:42.251 |
| 54 | 1 | 5:29.082 | 4:02.583 | 50.229 | 36.270 | 142.7 | 2:10:11.333 |
| 55 | 1 | 2:01.919 | 36.430 | 49.463 | 36.026 | 205.1 | 2:12:13.252 |
| 56 | 1 | 2:02.029 | 36.434 | 49.668 | 35.927 | 210.7 | 2:14:15.281 |
| 57 | 1 | 2:04.156 | 36.005 | 49.964 | 38.187 | 206.3 | 2:16:19.437 |
| 58 | 1 | 2:45.591 | 38.157 | 1:06.179 | 1:01.255 | 202.5 | 2:19:05.028 |
| 59 | 1 | 3:13.657 | 1:04.847 | 1:19.233 | 49.577 | 92.6 | 2:22:18.685 |
| 60 | 1 | 2:34.989 | 41.314 | 1:02.365 | 51.310 | 180.9 | 2:24:53.674 |
| 61 | 1 | 2:02.757 | 36.871 | 49.664 | 36.222 | 212.3 | 2:26:56.431 |
| 62 | 1 | 2:01.686 | 36.206 | 49.756 | 35.724 | 207.1 | 2:28:58.117 |
| 63 | 1 | 2:01.063 | 35.909 | 49.230 | 35.924 | 211.1 | 2:30:59.180 |
| 64 | 1 | 2:01.016 | 35.829 | 49.427 | 35.760 | 211.1 | 2:33:00.196 |
| 65 | 1 | 2:01.119 | 36.006 | 49.160 | 35.953 | 207.1 | 2:35:01.315 |
| 66 | 1 | 2:01.207 | 36.114 | 49.333 | 35.760 | 206.3 | 2:37:02.522 |
| 67 | 1 | 2:01.383 | 36.125 | 49.225 | 36.033 | 206.7 | 2:39:03.905 |
| 68 | 1 | 3:31.906 **B** | 37.017 | 49.489 | 2:05.400 | 207.1 | 2:42:35.811 |
| 69 | 1 | 5:42.448 | 4:16.443 | 49.729 | 36.276 | 145.9 | 2:48:18.259 |
| 70 | 1 | 2:02.098 | 36.339 | 49.541 | 36.218 | 207.5 | 2:50:20.357 |
| 71 | 1 | 2:03.011 | 37.067 | 49.601 | 36.343 | 209.5 | 2:52:23.368 |
| 72 | 1 | 2:03.458 | 36.191 | 50.333 | 36.934 | 209.9 | 2:54:26.826 |
| 73 | 1 | 2:46.672 | 36.807 | 1:13.173 | 56.692 | 206.3 | 2:57:13.498 |
| 74 | 1 | 2:36.881 | 57.887 | 59.613 | 39.381 | 107.2 | 2:59:50.379 |
| 75 | 1 | 2:03.875 | 36.990 | 49.946 | 36.939 | 209.9 | 3:01:54.254 |
| 76 | 1 | 2:02.120 | 36.472 | 49.592 | 36.056 | 206.3 | 3:03:56.374 |
| 77 | 1 | 2:02.278 | 36.581 | 49.426 | 36.271 | 204.0 | 3:05:58.652 |
| 78 | 1 | 2:02.316 | 36.680 | 49.490 | 36.146 | 207.5 | 3:08:00.968 |
| 79 | 1 | 2:01.310 | 36.006 | 49.255 | 36.049 | 210.7 | 3:10:02.278 |
| 80 | 1 | 2:01.523 | 35.965 | 49.521 | 36.037 | 209.1 | 3:12:03.801 |
| 81 | 1 | 2:02.132 | 36.257 | 49.686 | 36.189 | 209.1 | 3:14:05.933 |
| 82 | 1 | 3:48.714 **B** | 36.208 | 49.493 | 2:23.013 | 207.5 | 3:17:54.647 |
| 83 | 1 | 5:17.939 | 3:51.813 | 50.251 | 35.875 | 145.7 | 3:23:12.586 |
| 84 | 1 | 2:02.331 | 36.156 | 49.727 | 36.448 | 207.1 | 3:25:14.917 |
| 85 | 1 | 2:01.977 | 36.154 | 49.738 | 36.085 | 206.3 | 3:27:16.894 |
| 86 | 1 | 2:02.026 | 36.118 | 49.693 | 36.215 | 206.7 | 3:29:18.920 |
| 87 | 1 | 2:01.606 | 36.043 | 49.533 | 36.030 | 207.9 | 3:31:20.526 |
| 88 | 1 | 2:01.811 | 36.156 | 49.607 | 36.048 | 207.9 | 3:33:22.337 |
| 89 | 1 | 2:01.735 | 36.160 | 49.392 | 36.183 | 214.0 | 3:35:24.072 |
| 90 | 1 | 2:01.893 | 36.139 | 49.456 | 36.298 | 210.3 | 3:37:25.965 |
| 91 | 1 | 2:01.660 | 36.140 | 49.372 | 36.148 | 207.5 | 3:39:27.625 |
| 92 | 1 | 2:01.041 | 35.841 | 49.178 | 36.022 | 212.3 | 3:41:28.666 |
| 93 | 1 | 2:01.519 | 35.865 | 49.756 | 35.898 | 211.9 | 3:43:30.185 |
| 94 | 1 | 2:00.714 | 35.812 | 49.078 | 35.824 | 211.9 | 3:45:30.899 |
| 95 | 1 | 2:01.245 | 35.835 | 49.371 | 36.039 | 212.3 | 3:47:32.144 |
| 96 | 1 | 2:01.679 | 36.132 | 49.442 | 36.105 | 211.1 | 3:49:33.823 |
| 97 | 1 | 2:01.802 | 36.046 | 49.416 | 36.340 | 210.3 | 3:51:35.625 |
| 98 | 1 | 2:01.091 | 35.962 | 49.232 | 35.897 | 209.1 | 3:53:36.716 |
| 99 | 1 | 2:01.649 | 36.089 | 49.560 | 36.000 | 209.5 | 3:55:38.365 |
| 100 | 1 | 2:01.954 | 36.038 | 49.783 | 36.133 | 209.9 | 3:57:40.319 |
| 101 | 1 | 2:02.307 | 35.983 | 50.287 | 36.037 | 209.5 | 3:59:42.626 |
| 102 | 1 | 2:03.052 | 36.131 | 49.967 | 36.954 | 208.7 | 4:01:45.678 |

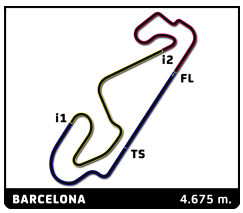


# MITJET
## CIRCUIT DE BARCELONA-CATALUNYA
## Carrera

## Sector Analysis

__ Invalidated Lap  Personal Best  Session Best  **B** Crossing the pit lane

**70** **ONE RACING** — MITJET AM
1.Mantas JASIULEVICIUS
2.Ramunas GRIGAITIS

| Lap | D | Time | Sector 1 | Sector 2 | Sector 3 | T.Spd | Elapsed |
|---|---|---|---|---|---|---|---|
| 1 | 1 | 2:10.014 | 42.461 | 50.788 | 36.765 | | 2:10.014 |
| 2 | 1 | 2:02.742 | 36.362 | 49.974 | 36.406 | 214.0 | 4:12.756 |
| 3 | 1 | 2:02.667 | 36.119 | 49.681 | 36.867 | 211.9 | 6:15.423 |
| 4 | 1 | 2:02.981 | 36.776 | 49.948 | 36.257 | 211.5 | 8:18.404 |
| 5 | 1 | 2:01.671 | 35.972 | 49.504 | 36.195 | 211.5 | 10:20.075 |
| 6 | 1 | 2:02.017 | 36.236 | 49.548 | 36.233 | 208.3 | 12:22.092 |
| 7 | 1 | 2:01.590 | 36.059 | 49.403 | 36.128 | 210.3 | 14:23.682 |
| 8 | 1 | 2:02.048 | 36.172 | 49.409 | 36.467 | 214.0 | 16:25.730 |
| 9 | 1 | 2:02.190 | 36.411 | 49.463 | 36.316 | 213.2 | 18:27.920 |
| 10 | 1 | 2:03.025 | 37.141 | 49.497 | 36.387 | 207.9 | 20:30.945 |
| 11 | 1 | 2:04.179 | 36.211 | 50.661 | 37.307 | 209.9 | 22:35.124 |
| 12 | 1 | 2:49.195 | 37.143 | 1:08.967 | 1:03.085 | 203.2 | 25:24.319 |
| 13 | 1 | 3:19.356 | 1:03.602 | 1:18.896 | 56.858 | 107.8 | 28:43.675 |
| 14 | 1 | 2:31.383 | 1:00.012 | 52.394 | 38.977 | 90.6 | 31:15.058 |
| 15 | 1 | 2:01.226 | 36.154 | 49.190 | 35.882 | 210.3 | 33:16.284 |
| 16 | 1 | 2:02.465 | 36.220 | 50.084 | 36.161 | 209.9 | 35:18.749 |
| 17 | 1 | 2:02.114 | 36.251 | 49.692 | 36.171 | 207.1 | 37:20.863 |
| 18 | 1 | 2:02.112 | 36.198 | 49.397 | 36.517 | 205.9 | 39:22.975 |
| 19 | 1 | 2:02.098 | 36.245 | 49.667 | 36.186 | 204.7 | 41:25.073 |
| 20 | 1 | 4:02.661 B | 36.237 | 49.535 | 2:36.889 | 205.9 | 45:27.734 |
| 21 | 1 | 5:07.610 | 3:40.805 | 50.166 | 36.639 | 145.7 | 50:35.344 |
| 22 | 1 | 2:03.157 | 36.686 | 49.921 | 36.550 | 204.7 | 52:38.501 |
| 23 | 1 | 2:03.070 | 36.704 | 49.658 | 36.708 | 204.4 | 54:41.571 |
| 24 | 1 | 2:02.488 | 36.575 | 49.641 | 36.272 | 203.6 | 56:44.059 |
| 25 | 1 | 2:02.701 | 36.716 | 49.620 | 36.365 | 204.7 | 58:46.760 |
| 26 | 1 | 2:02.721 | 36.422 | 49.719 | 36.580 | 205.1 | 1:00:49.481 |
| 27 | 1 | 2:02.720 | 36.655 | 49.545 | 36.520 | 204.4 | 1:02:52.201 |
| 28 | 1 | 2:03.352 | 36.615 | 49.989 | 36.748 | 204.4 | 1:04:55.553 |
| 29 | 1 | 2:03.513 | 37.317 | 49.697 | 36.499 | 205.1 | 1:06:59.066 |
| 30 | 1 | 2:01.891 | 36.296 | 49.486 | 36.109 | 207.5 | 1:09:00.957 |
| 31 | 1 | 2:02.499 | 36.169 | 50.048 | 36.282 | 207.5 | 1:11:03.456 |
| 32 | 1 | 2:02.560 | 36.582 | 49.666 | 36.312 | 207.5 | 1:13:06.016 |
| 33 | 1 | 2:02.294 | 36.361 | 49.602 | 36.331 | 207.1 | 1:15:08.310 |
| 34 | 1 | 2:02.611 | 36.489 | 49.774 | 36.348 | 207.9 | 1:17:10.921 |
| 35 | 1 | 2:02.496 | 36.396 | 49.763 | 36.337 | 205.9 | 1:19:13.417 |
| 36 | 1 | 2:02.246 | 36.442 | 49.641 | 36.163 | 205.5 | 1:21:15.663 |
| 37 | 1 | 2:02.806 | 36.554 | 49.776 | 36.476 | 209.9 | 1:23:18.469 |
| 38 | 1 | 3:42.886 B | 36.962 | 49.725 | 2:16.199 | 204.0 | 1:27:01.355 |
| 39 | 1 | 5:35.651 | 4:06.488 | 51.365 | 37.798 | 141.6 | 1:32:37.006 |
| 40 | 1 | 2:41.697 | 37.335 | 58.830 | 1:05.532 | 202.5 | 1:35:18.703 |
| 41 | 1 | 3:02.286 | 1:11.557 | 1:07.595 | 43.134 | 103.7 | 1:38:20.989 |
| 42 | 1 | 2:22.694 | 45.634 | 53.612 | 43.448 | 144.6 | 1:40:43.683 |
| 43 | 1 | 2:04.044 | 36.452 | 50.370 | 37.222 | 214.9 | 1:42:47.727 |
| 44 | 1 | 2:03.010 | 36.268 | 50.492 | 36.250 | 208.7 | 1:44:50.737 |
| 45 | 1 | 2:03.454 | 36.924 | 49.966 | 36.564 | 203.6 | 1:46:54.191 |
| 46 | 1 | 2:02.277 | 36.268 | 49.593 | 36.416 | 207.9 | 1:48:56.468 |
| 47 | 1 | 2:03.040 | 36.338 | 49.887 | 36.815 | 207.9 | 1:50:59.508 |
| 48 | 1 | 2:05.025 | 37.396 | 51.184 | 36.445 | 205.1 | 1:53:04.533 |
| 49 | 1 | 2:02.015 | 36.116 | 49.523 | 36.376 | 211.9 | 1:55:06.548 |
| 50 | 1 | 2:01.947 | 36.070 | 49.419 | 36.458 | 211.1 | 1:57:08.495 |
| 51 | 1 | 2:02.740 | 36.325 | 50.097 | 36.318 | 213.2 | 1:59:11.235 |
| 52 | 1 | 3:45.473 B | 36.403 | 50.341 | 2:18.729 | 210.3 | 2:02:56.708 |
| 53 | 1 | 5:24.899 | 3:58.045 | 50.235 | 36.619 | 146.7 | 2:08:21.607 |
| 54 | 1 | 2:02.999 | 36.607 | 49.816 | 36.576 | 204.0 | 2:10:24.606 |
| 55 | 1 | 2:02.684 | 36.474 | 49.490 | 36.720 | 205.5 | 2:12:27.290 |
| 56 | 1 | 2:03.189 | 36.709 | 49.798 | 36.682 | 205.1 | 2:14:30.479 |
| 57 | 1 | 2:08.475 | 36.473 | 50.737 | 41.265 | 205.5 | 2:16:38.954 |
| 58 | 1 | 2:31.632 | 45.571 | 55.202 | 50.859 | 151.6 | 2:19:10.586 |
| 59 | 1 | 3:11.273 | 1:03.567 | 1:19.316 | 48.390 | 97.4 | 2:22:21.859 |
| 60 | 1 | 2:36.487 | 45.217 | 58.707 | 52.563 | 142.3 | 2:24:58.346 |
| 61 | 1 | 2:03.003 | 36.694 | 49.800 | 36.509 | 209.5 | 2:27:01.349 |
| 62 | 1 | 2:02.730 | 36.334 | 49.842 | 36.554 | 206.7 | 2:29:04.079 |
| 63 | 1 | 2:03.137 | 36.565 | 49.705 | 36.867 | 207.9 | 2:31:07.216 |
| 64 | 1 | 2:02.943 | 36.598 | 49.951 | 36.394 | 209.1 | 2:33:10.159 |
| 65 | 1 | 2:02.081 | 36.346 | 49.417 | 36.318 | 206.7 | 2:35:12.240 |
| 66 | 1 | 2:02.545 | 36.307 | 49.763 | 36.475 | 208.3 | 2:37:14.785 |
| 67 | 1 | 2:02.345 | 36.397 | 49.644 | 36.304 | 207.1 | 2:39:17.130 |
| 68 | 1 | 2:02.384 | 36.114 | 49.745 | 36.525 | 208.7 | 2:41:19.514 |
| 69 | 1 | 3:37.258 B | 36.338 | 49.800 | 2:11.120 | 208.3 | 2:44:56.772 |
| 70 | 1 | 5:33.400 | 4:05.556 | 51.173 | 36.671 | 145.2 | 2:50:30.172 |
| 71 | 1 | 2:04.295 | 37.467 | 50.070 | 36.758 | 209.5 | 2:52:34.467 |
| 72 | 1 | 2:05.309 | 36.820 | 50.852 | 37.637 | 207.5 | 2:54:39.776 |
| 73 | 1 | 2:34.919 | 36.930 | 1:01.309 | 56.680 | 204.4 | 2:57:14.695 |
| 74 | 1 | 2:36.610 | 57.963 | 58.899 | 39.748 | 115.3 | 2:59:51.305 |
| 75 | 1 | 2:03.947 | 36.813 | 50.351 | 36.783 | 207.1 | 3:01:55.252 |
| 76 | 1 | 2:02.569 | 36.556 | 49.655 | 36.358 | 209.1 | 3:03:57.821 |
| 77 | 1 | 2:02.262 | 36.183 | 49.558 | 36.521 | 210.7 | 3:06:00.083 |
| 78 | 1 | 2:02.421 | 36.365 | 49.559 | 36.497 | 208.7 | 3:08:02.504 |
| 79 | 1 | 2:03.142 | 36.293 | 49.642 | 37.207 | 207.9 | 3:10:05.646 |
| 80 | 1 | 2:02.884 | 36.396 | 49.778 | 36.710 | 207.5 | 3:12:08.530 |
| 81 | 1 | 2:02.832 | 36.465 | 49.804 | 36.563 | 207.5 | 3:14:11.362 |
| 82 | 1 | 2:02.598 | 36.473 | 49.761 | 36.364 | 207.1 | 3:16:13.960 |
| 83 | 1 | 2:02.404 | 36.389 | 49.588 | 36.427 | 206.3 | 3:18:16.364 |
| 84 | 1 | 2:02.281 | 36.409 | 49.613 | 36.259 | 206.3 | 3:20:18.645 |
| 85 | 1 | 2:03.205 | 36.438 | 49.772 | 36.995 | 205.9 | 3:22:21.850 |
| 86 | 1 | 3:40.489 B | 36.541 | 49.713 | 2:14.235 | 204.7 | 3:26:02.339 |
| 87 | 1 | 5:26.582 | 4:00.085 | 50.059 | 36.438 | 147.1 | 3:31:28.921 |
| 88 | 1 | 2:02.591 | 36.735 | 49.767 | 36.089 | 206.3 | 3:33:31.512 |
| 89 | 1 | 2:02.344 | 36.535 | 49.693 | 36.116 | 206.7 | 3:35:33.856 |
| 90 | 1 | 2:02.555 | 36.659 | 49.393 | 36.503 | 202.5 | 3:37:36.411 |
| 91 | 1 | 2:03.104 | 36.611 | 49.854 | 36.639 | 206.3 | 3:39:39.515 |
| 92 | 1 | 2:02.597 | 36.587 | 49.696 | 36.314 | 205.9 | 3:41:42.112 |
| 93 | 1 | 2:02.648 | 36.615 | 49.673 | 36.360 | 206.3 | 3:43:44.760 |
| 94 | 1 | 2:03.373 | 37.077 | 50.026 | 36.270 | 204.4 | 3:45:48.133 |
| 95 | 1 | 2:01.949 | 36.084 | 49.455 | 36.410 | 209.5 | 3:47:50.082 |
| 96 | 1 | 2:02.298 | 36.189 | 49.969 | 36.140 | 208.3 | 3:49:52.380 |
| 97 | 1 | 2:05.893 | 39.216 | 50.065 | 36.612 | 208.3 | 3:51:58.273 |
| 98 | 1 | 2:02.318 | 36.413 | 49.418 | 36.487 | 207.5 | 3:54:00.591 |
| 99 | 1 | 2:02.847 | 36.381 | 49.938 | 36.528 | 209.1 | 3:56:03.438 |
| 100 | 1 | 2:01.922 | 36.200 | 49.465 | 36.257 | 208.7 | 3:58:05.360 |
| 101 | 1 | 2:03.207 | 36.687 | 50.024 | 36.496 | 207.1 | 4:00:08.567 |
| 102 | 1 | 2:03.112 | 36.334 | 50.039 | 36.739 | 208.3 | 4:02:11.679 |

**71** **DN'S RACING** — MITJET PRO
1.Tristan CLAY
2.Gregory SERVAIS

| Lap | D | Time | Sector 1 | Sector 2 | Sector 3 | T.Spd | Elapsed |
|---|---|---|---|---|---|---|---|
| 1 | 1 | 2:06.381 | 40.686 | 49.668 | 36.027 | | 2:06.381 |
| 2 | 1 | 2:02.397 | 36.191 | 49.617 | 36.589 | 207.9 | 4:08.778 |
| 3 | 1 | 2:03.690 | 36.687 | 50.498 | 36.505 | 206.3 | 6:12.468 |
| 4 | 1 | 2:03.253 | 36.859 | 49.724 | 36.670 | 205.1 | 8:15.721 |
| 5 | 1 | 2:02.004 | 36.157 | 49.611 | 36.236 | 210.7 | 10:17.725 |
| 6 | 1 | 2:03.003 | 36.505 | 50.046 | 36.452 | 206.3 | 12:20.728 |

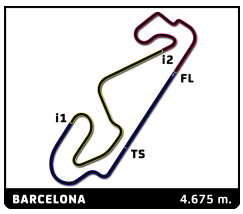


# MITJET
## CIRCUIT DE BARCELONA-CATALUNYA
## Carrera

## Sector Analysis

__ Invalidated Lap  Personal Best  Session Best  **B** Crossing the pit lane

| Lap | D | Time | Sector 1 | Sector 2 | Sector 3 | T.Spd | Elapsed |
|---|---|---|---|---|---|---|---|
| 7 | 1 | 2:02.410 | 36.211 | 49.768 | 36.431 | 212.8 | 14:23.138 |
| 8 | 1 | 2:02.255 | 36.168 | 49.689 | 36.398 | 206.7 | 16:25.393 |
| 9 | 1 | 2:04.305 | 37.358 | 50.392 | 36.555 | 206.3 | 18:29.698 |
| 10 | 1 | 2:03.206 | 36.791 | 49.741 | 36.674 | 209.1 | 20:32.904 |
| 11 | 1 | 2:04.777 | 36.504 | 50.933 | 37.340 | 204.7 | 22:37.681 |
| 12 | 1 | 2:47.536 | 36.937 | 1:08.160 | 1:02.439 | 204.4 | 25:25.217 |
| 13 | 1 | 3:19.354 | 1:04.210 | 1:18.809 | 56.335 | 101.0 | 28:44.571 |
| 14 | 1 | 4:29.040 B | 1:00.031 | 52.335 | 2:36.674 | 90.5 | 33:13.611 |
| 15 | 1 | 23:00.623 | ... | 50.065 | 35.922 | 145.7 | 56:14.234 |
| 16 | 1 | 2:03.157 | 37.614 | 49.554 | 35.989 | 203.2 | 58:17.391 |
| 17 | 1 | 2:00.815 | 36.195 | 49.001 | 35.619 | 204.4 | 1:00:18.206 |
| 18 | 1 | 2:00.756 | 36.030 | 49.014 | 35.712 | 205.1 | 1:02:18.962 |
| 19 | 1 | 2:00.294 | 35.722 | 48.885 | 35.687 | 207.5 | 1:04:19.256 |
| 20 | 1 | 2:00.630 | 35.993 | 48.954 | 35.683 | 206.7 | 1:06:19.886 |
| 21 | 1 | 2:00.652 | 35.999 | 48.959 | 35.694 | 205.5 | 1:08:20.538 |
| 22 | 1 | 2:00.682 | 35.868 | 49.074 | 35.740 | 206.7 | 1:10:21.220 |
| 23 | 1 | 2:01.832 | 35.906 | 49.576 | 36.350 | 208.3 | 1:12:23.052 |
| 24 | 1 | 2:00.878 | 36.076 | 49.035 | 35.767 | 205.5 | 1:14:23.930 |
| 25 | 1 | 2:00.806 | 36.022 | 49.123 | 35.661 | 209.9 | 1:16:24.736 |
| 26 | 1 | 2:00.778 | 35.619 | 49.290 | 35.869 | 209.9 | 1:18:25.514 |
| 27 | 1 | 2:01.632 | 36.476 | 49.618 | 35.538 | 208.7 | 1:20:27.146 |
| 28 | 1 | 2:00.516 | 35.888 | 48.928 | 35.700 | 205.5 | 1:22:27.662 |
| 29 | 1 | 2:00.735 | 36.172 | 48.978 | 35.585 | 204.0 | 1:24:28.397 |
| 30 | 1 | 4:26.536 B | 36.012 | 48.912 | 3:01.612 | 205.9 | 1:28:54.933 |
| 31 | 1 | 5:07.316 | 3:27.260 | 58.398 | 41.658 | 110.4 | 1:34:02.249 |
| 32 | 1 | 2:06.957 | 38.795 | 50.949 | 37.213 | 193.1 | 1:36:09.206 |
| 33 | 1 | 2:19.497 | 36.827 | 58.537 | 44.133 | 203.2 | 1:38:28.703 |
| 34 | 1 | 2:21.381 | 49.052 | 52.880 | 39.449 | 148.5 | 1:40:50.084 |
| 35 | 1 | 2:03.786 | 37.164 | 50.345 | 36.277 | 207.1 | 1:42:53.870 |
| 36 | 1 | 2:02.897 | 36.504 | 50.213 | 36.180 | 212.3 | 1:44:56.767 |
| 37 | 1 | 2:01.047 | 35.799 | 49.186 | 36.062 | 209.5 | 1:46:57.814 |
| 38 | 1 | 2:01.576 | 35.933 | 49.706 | 35.937 | 217.0 | 1:48:59.390 |
| 39 | 1 | 2:01.097 | 35.910 | 49.192 | 35.995 | 212.3 | 1:51:00.487 |
| 40 | 1 | 2:02.670 | 36.577 | 50.005 | 36.088 | 213.2 | 1:53:03.157 |
| 41 | 1 | 2:01.104 | 35.827 | 49.466 | 35.811 | 209.1 | 1:55:04.261 |
| 42 | 1 | 2:13.604 B | 35.937 | 49.489 | 48.178 | 210.3 | 1:57:17.865 |
| 43 | 1 | 2:25.175 | 59.108 | 49.661 | 36.406 | 148.9 | 1:59:43.040 |
| 44 | 1 | 2:02.254 | 36.246 | 49.997 | 36.011 | 205.5 | 2:01:45.294 |
| 45 | 1 | 2:02.150 | 35.833 | 49.669 | 36.648 | 209.5 | 2:03:47.444 |
| 46 | 1 | 3:28.386 B | 35.744 | 49.110 | 2:03.532 | 214.4 | 2:07:15.830 |
| 47 | 1 | 5:50.999 B | 4:10.208 | 49.979 | 50.812 | 145.9 | 2:13:06.829 |
| 48 | 1 | 2:35.223 | 1:02.220 | 49.285 | 43.718 | 146.7 | 2:15:42.052 |
| 49 | 1 | 2:26.494 | 55.625 | 52.290 | 38.579 | 149.3 | 2:18:08.546 |
| 50 | 1 | 2:15.652 | 38.384 | 55.939 | 41.329 | 194.1 | 2:20:24.198 |
| 51 | 1 | 2:12.528 | 39.317 | 53.116 | 40.095 | 163.0 | 2:22:36.726 |
| 52 | 1 | 2:26.333 | 40.352 | 55.363 | 50.618 | 158.3 | 2:25:03.059 |
| 53 | 1 | 2:01.584 | 36.173 | 49.590 | 35.821 | 212.3 | 2:27:04.643 |
| 54 | 1 | 2:00.232 | 35.770 | 48.900 | 35.562 | 218.3 | 2:29:04.875 |
| 55 | 1 | 2:00.068 | 35.675 | 48.890 | 35.503 | 212.8 | 2:31:04.943 |
| 56 | 1 | 2:00.602 | 35.728 | 48.610 | 36.264 | 210.3 | 2:33:05.545 |
| 57 | 1 | 2:01.149 | 35.781 | 49.589 | 35.779 | 215.3 | 2:35:06.694 |
| 58 | 1 | 2:00.857 | 35.857 | 49.286 | 35.714 | 207.5 | 2:37:07.551 |
| 59 | 1 | 2:00.544 | 36.046 | 48.815 | 35.683 | 207.1 | 2:39:08.095 |
| 60 | 1 | 3:37.323 B | 35.820 | 49.073 | 2:12.430 | 208.7 | 2:42:45.418 |
| 61 | 1 | 5:30.836 | 4:04.347 | 50.163 | 36.326 | 143.4 | 2:48:16.254 |
| 62 | 1 | 2:03.197 | 36.776 | 50.059 | 36.362 | 205.9 | 2:50:19.451 |
| 63 | 1 | 2:03.263 | 37.565 | 49.598 | 36.100 | 205.9 | 2:52:22.714 |
| 64 | 1 | 2:03.662 | 36.200 | 50.515 | 36.947 | 206.7 | 2:54:26.376 |
| 65 | 1 | 2:46.438 | 36.860 | 1:12.624 | 56.954 | 206.3 | 2:57:12.814 |
| 66 | 1 | 2:37.421 | 57.743 | 59.705 | 39.973 | 111.3 | 2:59:50.235 |
| 67 | 1 | 2:04.122 | 37.506 | 50.141 | 36.475 | 207.1 | 3:01:54.357 |
| 68 | 1 | 2:02.221 | 36.687 | 49.365 | 36.169 | 206.7 | 3:03:56.578 |
| 69 | 1 | 2:02.200 | 36.621 | 49.323 | 36.256 | 196.2 | 3:05:58.778 |
| 70 | 1 | 2:01.071 | 36.312 | 49.039 | 35.720 | 208.7 | 3:07:59.849 |
| 71 | 1 | 2:00.663 | 35.784 | 48.929 | 35.950 | 210.7 | 3:10:00.512 |
| 72 | 1 | 2:00.501 | 35.822 | 49.059 | 35.620 | 209.5 | 3:12:01.013 |
| 73 | 1 | 2:00.604 | 35.760 | 49.147 | 35.697 | 210.3 | 3:14:01.617 |
| 74 | 1 | 2:00.692 | 35.855 | 49.006 | 35.831 | 209.5 | 3:16:02.309 |
| 75 | 1 | 2:00.853 | 35.811 | 49.256 | 35.786 | 210.3 | 3:18:03.162 |
| 76 | 1 | 2:00.629 | 35.854 | 49.068 | 35.707 | 211.1 | 3:20:03.791 |
| 77 | 1 | 2:01.417 | 36.350 | 49.420 | 35.647 | 213.6 | 3:22:05.208 |
| 78 | 1 | 2:01.941 | 36.162 | 49.983 | 35.796 | 214.0 | 3:24:07.149 |
| 79 | 1 | 4:01.025 B | 35.786 | 49.121 | 2:36.118 | 212.3 | 3:28:08.174 |
| 80 | 1 | 5:13.683 | 3:47.761 | 49.795 | 36.127 | 147.1 | 3:33:21.857 |
| 81 | 1 | 2:02.512 | 36.840 | 49.433 | 36.239 | 206.3 | 3:35:24.369 |
| 82 | 1 | 2:01.725 | 35.947 | 49.574 | 36.204 | 214.4 | 3:37:26.094 |
| 83 | 1 | 2:00.844 | 35.679 | 49.069 | 36.096 | 211.1 | 3:39:26.938 |
| 84 | 1 | 2:00.561 | 35.841 | 48.947 | 35.773 | 208.3 | 3:41:27.499 |
| 85 | 1 | 2:02.055 | 36.840 | 49.327 | 35.888 | 209.5 | 3:43:29.554 |
| 86 | 1 | 2:00.789 | 35.988 | 49.070 | 35.731 | 207.1 | 3:45:30.343 |
| 87 | 1 | 2:00.604 | 35.896 | 49.015 | 35.693 | 207.9 | 3:47:30.947 |
| 88 | 1 | 2:00.860 | 36.055 | 49.066 | 35.739 | 207.9 | 3:49:31.807 |
| 89 | 1 | 2:00.533 | 35.916 | 48.867 | 35.750 | 208.3 | 3:51:32.340 |
| 90 | 1 | 2:00.441 | 35.889 | 48.988 | 35.564 | 209.1 | 3:53:32.781 |
| 91 | 1 | 2:00.212 | 35.849 | 48.766 | 35.597 | 209.9 | 3:55:32.993 |
| 92 | 1 | 2:01.045 | 36.388 | 48.924 | 35.733 | 209.9 | 3:57:34.038 |
| 93 | 1 | 2:02.325 | 35.755 | 50.109 | 36.461 | 210.7 | 3:59:36.363 |
| 94 | 1 | 2:00.409 | 35.967 | 48.799 | 35.643 | 207.9 | 4:01:36.772 |

**76** **VPS RACING** — MITJET
1.François PERRODO, 2.Nicolas JOFFRE, 3.Luca VOLTA — AM

| Lap | D | Time | Sector 1 | Sector 2 | Sector 3 | T.Spd | Elapsed |
|---|---|---|---|---|---|---|---|
| 1 | 1 | 2:14.810 | 44.936 | 51.667 | 38.207 | | 2:14.810 |
| 2 | 1 | 2:05.697 | 37.315 | 51.278 | 37.104 | 208.3 | 4:20.507 |
| 3 | 1 | 2:04.162 | 37.161 | 50.301 | 36.700 | 211.1 | 6:24.669 |
| 4 | 1 | 2:03.217 | 36.491 | 50.108 | 36.618 | 209.5 | 8:27.886 |
| 5 | 1 | 2:03.402 | 36.524 | 49.813 | 37.065 | 207.9 | 10:31.288 |
| 6 | 1 | 2:03.896 | 37.091 | 50.088 | 36.717 | 208.3 | 12:35.184 |
| 7 | 1 | 2:03.289 | 36.700 | 49.874 | 36.715 | 208.3 | 14:38.473 |
| 8 | 1 | 2:03.462 | 36.704 | 50.262 | 36.496 | 206.7 | 16:41.935 |
| 9 | 1 | 2:02.733 | 36.413 | 49.869 | 36.451 | 208.3 | 18:44.668 |
| 10 | 1 | 2:03.197 | 36.491 | 49.664 | 37.042 | 210.7 | 20:47.865 |
| 11 | 1 | 2:09.128 | 37.287 | 52.766 | 39.075 | 209.9 | 22:56.993 |
| 12 | 1 | 2:33.641 | 38.676 | 52.796 | 1:02.169 | 202.5 | 25:30.634 |
| 13 | 1 | 3:19.902 | 1:04.894 | 1:18.570 | 56.438 | 85.1 | 28:50.536 |
| 14 | 1 | 2:31.815 | 1:01.691 | 52.469 | 37.655 | 100.8 | 31:22.351 |
| 15 | 1 | 2:02.681 | 36.767 | 49.759 | 36.155 | 207.5 | 33:25.032 |
| 16 | 1 | 2:02.780 | 36.376 | 49.813 | 36.591 | 209.9 | 35:27.812 |
| 17 | 1 | 2:02.560 | 36.337 | 49.935 | 36.288 | 208.3 | 37:30.372 |
| 18 | 1 | 2:03.039 | 36.385 | 49.972 | 36.682 | 205.1 | 39:33.411 |
| 19 | 1 | 2:03.195 | 36.706 | 50.143 | 36.346 | 204.7 | 41:36.606 |
| 20 | 1 | 2:02.467 | 36.509 | 49.772 | 36.186 | 204.7 | 43:39.073 |
| 21 | 1 | 2:02.610 | 36.444 | 49.819 | 36.347 | 204.7 | 45:41.683 |
| 22 | 1 | 4:39.781 B | 36.510 | 50.586 | 3:12.685 | 206.3 | 50:21.464 |
| 23 | 1 | 4:40.402 | 3:07.986 | 53.758 | 38.658 | 142.7 | 55:01.866 |
| 24 | 1 | 2:07.394 | 37.729 | 51.798 | 37.867 | 204.0 | 57:09.260 |

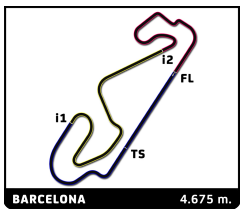


# MITJET
## CIRCUIT DE BARCELONA-CATALUNYA
## Carrera

## Sector Analysis

__ Invalidated Lap  Personal Best  Session Best  **B** Crossing the pit lane

| Lap | D | Time | Sector 1 | Sector 2 | Sector 3 | T.Spd | Elapsed |
|---|---|---|---|---|---|---|---|
| 25 | 1 | 2:09.622 | 38.103 | 52.267 | 39.252 | 190.7 | 59:18.882 |
| 26 | 1 | 2:07.584 | 37.386 | 52.227 | 37.971 | 206.3 | 1:01:26.466 |
| 27 | 1 | 2:07.003 | 37.344 | 51.688 | 37.971 | 204.7 | 1:03:33.469 |
| 28 | 1 | 2:08.278 | 37.592 | 52.726 | 37.960 | 207.1 | 1:05:41.747 |
| 29 | 1 | 2:07.604 | 37.382 | 51.931 | 38.291 | 202.8 | 1:07:49.351 |
| 30 | 1 | 2:06.603 | 37.249 | 51.456 | 37.898 | 203.6 | 1:09:55.954 |
| 31 | 1 | 2:07.024 | 37.461 | 51.910 | 37.653 | 203.2 | 1:12:02.978 |
| 32 | 1 | 2:07.783 | 37.460 | 51.907 | 38.416 | 203.2 | 1:14:10.761 |
| 33 | 1 | 2:07.003 | 37.410 | 51.745 | 37.848 | 207.1 | 1:16:17.764 |
| 34 | 1 | 2:06.372 | 37.320 | 51.577 | 37.475 | 204.7 | 1:18:24.136 |
| 35 | 1 | 2:07.633 | 37.371 | 52.641 | 37.621 | 203.6 | 1:20:31.769 |
| 36 | 1 | 2:06.189 | 37.141 | 51.523 | 37.525 | 206.3 | 1:22:37.958 |
| 37 | 1 | 2:05.796 | 37.392 | 50.906 | 37.498 | 205.1 | 1:24:43.754 |
| 38 | 1 | 2:05.649 | 37.146 | 51.222 | 37.281 | 205.1 | 1:26:49.403 |
| 39 | 1 | 4:22.919 B | 37.398 | 51.573 | 2:53.948 | 204.4 | 1:31:12.322 |
| 40 | 1 | 4:54.845 | 3:26.955 | 50.997 | 36.893 | 146.7 | 1:36:07.167 |
| 41 | 1 | 2:20.576 | 37.268 | 58.754 | 44.554 | 202.1 | 1:38:27.743 |
| 42 | 1 | 2:22.236 | 48.689 | 53.651 | 39.896 | 146.1 | 1:40:49.979 |
| 43 | 1 | 2:04.504 | 38.014 | 50.219 | 36.271 | 209.5 | 1:42:54.483 |
| 44 | 1 | 2:03.919 | 36.328 | 50.808 | 36.783 | 212.3 | 1:44:58.402 |
| 45 | 1 | 2:02.920 | 36.697 | 49.711 | 36.512 | 210.7 | 1:47:01.322 |
| 46 | 1 | 2:02.292 | 36.624 | 49.607 | 36.061 | 211.1 | 1:49:03.614 |
| 47 | 1 | 2:02.855 | 36.400 | 49.833 | 36.622 | 208.7 | 1:51:06.469 |
| 48 | 1 | 2:02.372 | 36.418 | 49.726 | 36.228 | 207.5 | 1:53:08.841 |
| 49 | 1 | 2:02.774 | 36.566 | 49.881 | 36.327 | 207.5 | 1:55:11.615 |
| 50 | 1 | 2:02.777 | 36.199 | 50.097 | 36.481 | 207.5 | 1:57:14.392 |
| 51 | 1 | 4:29.711 B | 36.302 | 59.249 | 2:54.160 | 206.7 | 2:01:44.103 |
| 52 | 1 | 6:35.071 B | 4:02.295 | 1:18.442 | 1:14.334 | 92.1 | 2:08:19.174 |
| 53 | 1 | 25:24.145 | ... | 56.051 | 38.736 | 127.2 | 2:33:43.319 |
| 54 | 1 | 2:08.358 | 38.272 | 51.959 | 38.127 | 204.0 | 2:35:51.677 |
| 55 | 1 | 2:10.776 | 40.837 | 51.926 | 38.013 | 205.5 | 2:38:02.453 |
| 56 | 1 | 2:06.894 | 37.305 | 51.584 | 38.005 | 204.4 | 2:40:09.347 |
| 57 | 1 | 2:08.347 | 37.442 | 52.007 | 38.898 | 204.4 | 2:42:17.694 |
| 58 | 1 | 2:06.493 | 37.602 | 51.573 | 37.318 | 202.8 | 2:44:24.187 |
| 59 | 1 | 2:06.536 | 37.745 | 51.424 | 37.367 | 203.6 | 2:46:30.723 |
| 60 | 1 | 3:48.127 B | 37.483 | 51.037 | 2:19.607 | 203.2 | 2:50:18.850 |
| 61 | 1 | 7:42.275 | 6:11.025 | 53.109 | 38.141 | 134.1 | 2:58:01.125 |
| 62 | 1 | 2:06.057 | 37.554 | 51.296 | 37.207 | 202.5 | 3:00:07.182 |
| 63 | 1 | 2:04.757 | 37.397 | 50.529 | 36.831 | 204.0 | 3:02:11.939 |
| 64 | 1 | 2:04.191 | 36.452 | 51.027 | 36.712 | 207.1 | 3:04:16.130 |
| 65 | 1 | 2:03.773 | 36.567 | 50.426 | 36.780 | 208.7 | 3:06:19.903 |
| 66 | 1 | 2:04.460 | 36.564 | 51.294 | 36.602 | 208.7 | 3:08:24.363 |
| 67 | 1 | 2:03.511 | 36.509 | 50.029 | 36.973 | 206.3 | 3:10:27.874 |
| 68 | 1 | 2:02.793 | 36.472 | 49.891 | 36.430 | 206.7 | 3:12:30.667 |
| 69 | 1 | 2:02.741 | 36.179 | 49.968 | 36.594 | 206.3 | 3:14:33.408 |
| 70 | 1 | 2:03.844 | 36.553 | 49.998 | 37.293 | 206.7 | 3:16:37.252 |
| 71 | 1 | 2:03.338 | 36.784 | 50.021 | 36.533 | 204.4 | 3:18:40.590 |
| 72 | 1 | 2:03.408 | 36.573 | 50.090 | 36.745 | 205.1 | 3:20:43.998 |
| 73 | 1 | 2:03.729 | 36.509 | 50.510 | 36.710 | 204.4 | 3:22:47.727 |
| 74 | 1 | 2:02.900 | 36.538 | 49.867 | 36.495 | 205.9 | 3:24:50.627 |
| 75 | 1 | 4:08.854 B | 37.372 | 50.250 | 2:41.232 | 208.3 | 3:28:59.481 |
| 76 | 1 | 5:12.450 | 3:41.995 | 52.682 | 37.773 | 147.1 | 3:34:11.931 |
| 77 | 1 | 2:06.693 | 37.833 | 51.225 | 37.635 | 204.7 | 3:36:18.624 |
| 78 | 1 | 2:10.121 | 38.079 | 53.970 | 38.072 | 192.4 | 3:38:28.745 |
| 79 | 1 | 2:06.231 | 37.272 | 51.204 | 37.755 | 206.3 | 3:40:34.976 |
| 80 | 1 | 2:05.710 | 37.284 | 50.932 | 37.494 | 205.9 | 3:42:40.686 |
| 81 | 1 | 2:05.611 | 37.185 | 50.888 | 37.538 | 205.5 | 3:44:46.297 |
| 82 | 1 | 2:05.134 | 37.110 | 50.537 | 37.487 | 205.5 | 3:46:51.431 |
| 83 | 1 | 2:04.699 | 37.067 | 50.586 | 37.046 | 205.1 | 3:48:56.130 |
| 84 | 1 | 2:06.264 | 37.992 | 50.959 | 37.313 | 204.7 | 3:51:02.394 |
| 85 | 1 | 2:05.698 | 37.237 | 51.232 | 37.229 | 205.9 | 3:53:08.092 |
| 86 | 1 | 2:06.770 | 36.957 | 52.246 | 37.567 | 207.9 | 3:55:14.862 |
| 87 | 1 | 2:07.460 | 37.169 | 52.688 | 37.603 | 205.9 | 3:57:22.322 |
| 88 | 1 | 2:06.583 | 37.165 | 51.649 | 37.769 | 206.3 | 3:59:28.905 |
| 89 | 1 | 2:05.994 | 37.263 | 51.194 | 37.537 | 205.5 | 4:01:34.899 |

**77** **VPS RACING** — MITJET PRO/AM
1.Emmanuel COLLARD 3.Yann LE GRAET
2.Charles-Henri SAMANI

| Lap | D | Time | Sector 1 | Sector 2 | Sector 3 | T.Spd | Elapsed |
|---|---|---|---|---|---|---|---|
| 1 | 1 | 2:10.845 | 43.221 | 50.645 | 36.979 | | 2:10.845 |
| 2 | 1 | 2:20.864 B | 36.820 | 52.875 | 51.169 | 208.7 | 4:31.709 |
| 3 | 1 | 2:46.856 | 1:19.628 | 50.756 | 36.472 | 146.7 | 7:18.565 |
| 4 | 1 | 2:04.308 | 37.057 | 50.394 | 36.857 | 202.8 | 9:22.873 |
| 5 | 1 | 2:03.638 | 36.727 | 50.300 | 36.611 | 202.8 | 11:26.511 |
| 6 | 1 | 2:03.476 | 37.047 | 49.976 | 36.453 | 202.8 | 13:29.987 |
| 7 | 1 | 2:03.225 | 36.687 | 50.229 | 36.309 | 204.4 | 15:33.212 |
| 8 | 1 | 2:04.104 | 36.903 | 49.999 | 37.202 | 205.9 | 17:37.316 |
| 9 | 1 | 2:03.736 | 37.139 | 50.166 | 36.431 | 202.5 | 19:41.052 |
| 10 | 1 | 2:04.546 | 36.965 | 50.202 | 37.379 | 203.6 | 21:45.598 |
| 11 | 1 | 2:05.103 | 37.113 | 50.218 | 37.772 | 202.5 | 23:50.701 |
| 12 | 1 | 2:12.721 | 41.091 | 53.046 | 38.584 | 179.4 | 26:03.422 |
| 13 | 1 | 2:51.359 | 37.952 | 1:15.697 | 57.710 | 204.7 | 28:54.781 |
| 14 | 1 | 2:33.342 | 1:01.414 | 54.560 | 37.368 | 105.7 | 31:28.123 |
| 15 | 1 | 2:04.172 | 37.716 | 50.227 | 36.229 | 208.7 | 33:32.295 |
| 16 | 1 | 2:02.672 | 36.446 | 50.016 | 36.210 | 205.9 | 35:34.967 |
| 17 | 1 | 2:02.970 | 36.383 | 50.051 | 36.536 | 206.7 | 37:37.937 |
| 18 | 1 | 2:03.295 | 36.447 | 50.349 | 36.499 | 205.5 | 39:41.232 |
| 19 | 1 | 2:03.280 | 36.614 | 50.201 | 36.465 | 204.4 | 41:44.512 |
| 20 | 1 | 4:17.080 B | 36.765 | 50.338 | 2:49.977 | 204.7 | 46:01.592 |
| 21 | 1 | 5:11.452 | 3:36.001 | 54.690 | 40.761 | 126.6 | 51:13.044 |
| 22 | 1 | 2:11.521 | 38.990 | 53.445 | 39.086 | 200.6 | 53:24.565 |
| 23 | 1 | 2:11.719 | 38.444 | 54.150 | 39.125 | 201.0 | 55:36.284 |
| 24 | 1 | 2:12.761 | 38.897 | 53.295 | 40.569 | 201.3 | 57:49.045 |
| 25 | 1 | 2:13.091 | 38.777 | 53.406 | 40.908 | 202.5 | 1:00:02.136 |
| 26 | 1 | 2:11.810 | 38.862 | 53.370 | 39.578 | 202.1 | 1:02:13.946 |
| 27 | 1 | 2:11.791 | 38.595 | 53.756 | 39.440 | 201.7 | 1:04:25.737 |
| 28 | 1 | 2:13.651 | 39.665 | 53.430 | 40.556 | 197.7 | 1:06:39.388 |
| 29 | 1 | 2:10.586 | 38.419 | 52.742 | 39.425 | 202.5 | 1:08:49.974 |
| 30 | 1 | 2:34.794 | 38.389 | 1:15.889 | 40.516 | 201.3 | 1:11:24.768 |
| 31 | 1 | 3:57.071 B | 38.867 | 53.308 | 2:24.896 | 199.5 | 1:15:21.839 |
| 32 | 1 | 5:22.319 | 3:55.657 | 50.146 | 36.516 | 146.5 | 1:20:44.158 |
| 33 | 1 | 2:02.474 | 36.420 | 49.941 | 36.113 | 206.3 | 1:22:46.632 |
| 34 | 1 | 2:01.937 | 36.253 | 49.616 | 36.068 | 204.0 | 1:24:48.569 |
| 35 | 1 | 2:01.543 | 36.318 | 49.340 | 35.885 | 205.1 | 1:26:50.112 |
| 36 | 1 | 2:01.436 | 36.403 | 49.180 | 35.853 | 206.7 | 1:28:51.548 |
| 37 | 1 | 2:02.139 | 36.307 | 49.725 | 36.107 | 205.5 | 1:30:53.687 |
| 38 | 1 | 2:02.283 | 36.458 | 49.451 | 36.374 | 203.6 | 1:32:55.970 |
| 39 | 1 | 2:23.854 | 36.428 | 49.342 | 58.084 | 203.6 | 1:35:19.824 |
| 40 | 1 | 3:02.564 | 1:11.963 | 1:07.022 | 43.579 | 106.7 | 1:38:22.388 |
| 41 | 1 | 2:21.632 | 44.883 | 53.540 | 43.209 | 169.6 | 1:40:44.020 |
| 42 | 1 | 2:03.065 | 36.920 | 49.789 | 36.356 | 214.4 | 1:42:47.085 |
| 43 | 1 | 2:03.138 | 36.416 | 50.104 | 36.618 | 207.9 | 1:44:50.223 |
| 44 | 1 | 2:01.722 | 36.320 | 49.243 | 36.159 | 204.7 | 1:46:51.945 |
| 45 | 1 | 2:01.727 | 36.403 | 49.289 | 36.035 | 205.9 | 1:48:53.672 |
| 46 | 1 | 2:01.460 | 36.228 | 49.265 | 35.967 | 205.9 | 1:50:55.132 |
| 47 | 1 | 2:01.015 | 36.170 | 49.106 | 35.739 | 204.7 | 1:52:56.147 |

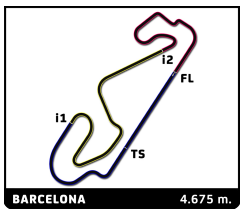


# MITJET
## CIRCUIT DE BARCELONA-CATALUNYA
## Carrera

## Sector Analysis

__ Invalidated Lap  Personal Best  Session Best  **B** Crossing the pit lane

| Lap | D | Time | Sector 1 | Sector 2 | Sector 3 | T.Spd | Elapsed |
|---|---|---|---|---|---|---|---|
| 48 | 1 | 2:00.900 | 36.090 | 49.058 | 35.752 | 206.3 | 1:54:57.047 |
| 49 | 1 | 2:01.367 | 36.374 | 49.169 | 35.824 | 205.9 | 1:56:58.414 |
| 50 | 1 | 4:05.121 B | 36.163 | 49.111 | 2:39.847 | 205.5 | 2:01:03.535 |
| 51 | 1 | 5:23.902 | 3:48.279 | 55.678 | 39.945 | 140.6 | 2:06:27.437 |
| 52 | 1 | 2:13.979 | 40.639 | 53.839 | 39.501 | 199.1 | 2:08:41.416 |
| 53 | 1 | 2:12.688 | 39.187 | 53.630 | 39.871 | 199.5 | 2:10:54.104 |
| 54 | 1 | 2:12.375 | 39.605 | 53.257 | 39.513 | 195.9 | 2:13:06.479 |
| 55 | 1 | 2:16.835 | 38.779 | 53.049 | 45.007 | 201.7 | 2:15:23.314 |
| 56 | 1 | 2:38.819 | 55.019 | 59.796 | 44.004 | 103.3 | 2:18:02.133 |
| 57 | 1 | 2:19.632 | 42.594 | 55.213 | 41.825 | 182.4 | 2:20:21.765 |
| 58 | 1 | 2:12.856 | 39.887 | 53.327 | 39.642 | 191.1 | 2:22:34.621 |
| 59 | 1 | 2:28.050 | 40.717 | 55.149 | 52.184 | 176.8 | 2:25:02.671 |
| 60 | 1 | 2:13.994 | 39.920 | 54.123 | 39.951 | 195.2 | 2:27:16.665 |
| 61 | 1 | 2:14.539 | 40.141 | 54.796 | 39.602 | 198.4 | 2:29:31.204 |
| 62 | 1 | 2:13.033 | 39.132 | 53.290 | 40.611 | 199.5 | 2:31:44.237 |
| 63 | 1 | 3:55.928 B | 40.238 | 55.137 | 2:20.553 | 198.8 | 2:35:40.165 |
| 64 | 1 | 5:30.152 | 4:01.242 | 51.313 | 37.597 | 146.3 | 2:41:10.317 |
| 65 | 1 | 2:05.100 | 37.115 | 51.074 | 36.911 | 204.0 | 2:43:15.417 |
| 66 | 1 | 2:04.385 | 37.515 | 50.277 | 36.593 | 204.0 | 2:45:19.802 |
| 67 | 1 | 2:03.879 | 36.766 | 50.713 | 36.400 | 204.0 | 2:47:23.681 |
| 68 | 1 | 2:03.437 | 36.889 | 50.174 | 36.374 | 203.2 | 2:49:27.118 |
| 69 | 1 | 2:03.442 | 36.726 | 50.291 | 36.425 | 203.6 | 2:51:30.560 |
| 70 | 1 | 2:04.387 | 37.013 | 50.375 | 36.999 | 203.2 | 2:53:34.947 |
| 71 | 1 | 2:04.826 | 37.078 | 50.741 | 37.007 | 202.5 | 2:55:39.773 |
| 72 | 1 | 2:04.013 | 36.984 | 50.524 | 36.505 | 203.2 | 2:57:43.786 |
| 73 | 1 | 2:12.639 | 37.416 | 56.191 | 39.032 | 203.2 | 2:59:56.425 |
| 74 | 1 | 2:05.044 | 37.090 | 50.100 | 37.854 | 209.9 | 3:02:01.469 |
| 75 | 1 | 2:03.425 | 36.344 | 50.251 | 36.830 | 210.7 | 3:04:04.894 |
| 76 | 1 | 2:03.901 | 36.746 | 50.584 | 36.571 | 212.3 | 3:06:08.795 |
| 77 | 1 | 2:03.175 | 36.492 | 50.317 | 36.366 | 207.1 | 3:08:11.970 |
| 78 | 1 | 2:02.489 | 36.493 | 49.891 | 36.105 | 208.3 | 3:10:14.459 |
| 79 | 1 | 2:02.770 | 36.307 | 49.906 | 36.557 | 209.1 | 3:12:17.229 |
| 80 | 1 | 2:02.698 | 36.323 | 49.956 | 36.419 | 209.5 | 3:14:19.927 |
| 81 | 1 | 2:02.982 | 36.462 | 49.919 | 36.601 | 208.3 | 3:16:22.909 |
| 82 | 1 | 2:03.830 | 37.010 | 50.172 | 36.648 | 208.3 | 3:18:26.739 |
| 83 | 1 | 2:03.223 | 36.383 | 49.904 | 36.936 | 208.3 | 3:20:29.962 |
| 84 | 1 | 2:03.573 | 36.625 | 50.132 | 36.816 | 204.4 | 3:22:33.535 |
| 85 | 1 | 4:16.852 B | 36.714 | 50.540 | 2:49.598 | 204.7 | 3:26:50.387 |
| 86 | 1 | 4:50.881 | 3:25.264 | 49.714 | 35.903 | 144.6 | 3:31:41.268 |
| 87 | 1 | 2:01.532 | 36.290 | 49.363 | 35.879 | 205.9 | 3:33:42.800 |
| 88 | 1 | 2:02.456 | 37.268 | 49.252 | 35.936 | 207.9 | 3:35:45.256 |
| 89 | 1 | 2:01.658 | 36.466 | 49.382 | 35.810 | 207.9 | 3:37:46.914 |
| 90 | 1 | 2:01.652 | 36.066 | 49.369 | 36.217 | 206.3 | 3:39:48.566 |
| 91 | 1 | 2:00.926 | 36.124 | 48.979 | 35.823 | 205.5 | 3:41:49.492 |
| 92 | 1 | 2:01.317 | 36.109 | 49.091 | 36.117 | 205.5 | 3:43:50.809 |
| 93 | 1 | 2:01.548 | 36.386 | 49.170 | 35.992 | 206.3 | 3:45:52.357 |
| 94 | 1 | 2:00.741 | 36.046 | 49.001 | 35.694 | 207.1 | 3:47:53.098 |
| 95 | 1 | 2:01.198 | 36.308 | 49.282 | 35.608 | 208.7 | 3:49:54.296 |
| 96 | 1 | 2:01.563 | 36.588 | 49.225 | 35.750 | 208.3 | 3:51:55.859 |
| 97 | 1 | 2:00.803 | 36.022 | 48.979 | 35.802 | 206.7 | 3:53:56.662 |
| 98 | 1 | 2:00.942 | 36.008 | 49.213 | 35.721 | 207.1 | 3:55:57.604 |
| 99 | 1 | 2:01.205 | 36.148 | 49.241 | 35.816 | 206.7 | 3:57:58.809 |
| 100 | 1 | 2:02.673 | 36.525 | 49.736 | 36.412 | 207.9 | 4:00:01.482 |
| 101 | 1 | 2:01.086 | 36.128 | 49.156 | 35.802 | 206.7 | 4:02:02.568 |

| Lap | D | Time | Sector 1 | Sector 2 | Sector 3 | T.Spd | Elapsed |
|---|---|---|---|---|---|---|---|
| 1 | 1 | 2:12.737 | 44.015 | 51.357 | 37.365 | | 2:12.737 |
| 2 | 1 | 2:05.445 | 36.929 | 51.094 | 37.422 | 211.5 | 4:18.182 |
| 3 | 1 | 2:04.079 | 36.892 | 50.035 | 37.152 | 211.5 | 6:22.261 |
| 4 | 1 | 2:02.116 | 36.121 | 49.673 | 36.322 | 211.9 | 8:24.377 |
| 5 | 1 | 2:02.101 | 36.403 | 49.725 | 35.973 | 208.7 | 10:26.478 |
| 6 | 1 | 2:01.969 | 36.127 | 49.557 | 36.285 | 208.3 | 12:28.447 |
| 7 | 1 | 2:01.852 | 36.119 | 49.547 | 36.186 | 207.1 | 14:30.299 |
| 8 | 1 | 2:02.279 | 36.200 | 49.852 | 36.227 | 207.9 | 16:32.578 |
| 9 | 1 | 2:01.427 | 36.141 | 49.378 | 35.908 | 207.5 | 18:34.005 |
| 10 | 1 | 2:02.441 | 36.475 | 49.817 | 36.149 | 209.1 | 20:36.446 |
| 11 | 1 | 2:09.120 | 36.393 | 52.982 | 39.745 | 208.3 | 22:45.566 |
| 12 | 1 | 2:42.503 | 38.806 | 1:01.749 | 1:01.948 | 203.2 | 25:28.069 |
| 13 | 1 | 3:19.292 | 1:04.660 | 1:17.991 | 56.641 | 90.6 | 28:47.361 |
| 14 | 1 | 2:30.189 | 1:01.046 | 52.715 | 36.428 | 91.4 | 31:17.550 |
| 15 | 1 | 2:01.734 | 36.246 | 49.584 | 35.904 | 209.1 | 33:19.284 |
| 16 | 1 | 2:01.485 | 35.981 | 49.412 | 36.092 | 208.7 | 35:20.769 |
| 17 | 1 | 2:01.522 | 35.985 | 49.585 | 35.952 | 209.1 | 37:22.291 |
| 18 | 1 | 2:01.463 | 35.945 | 49.487 | 36.031 | 207.5 | 39:23.754 |
| 19 | 1 | 2:02.024 | 36.156 | 49.447 | 36.421 | 209.5 | 41:25.778 |
| 20 | 1 | 2:01.861 | 35.986 | 49.670 | 36.205 | 209.1 | 43:27.639 |
| 21 | 1 | 4:11.369 B | 36.319 | 49.855 | 2:45.195 | 204.4 | 47:39.008 |
| 22 | 1 | 5:24.756 | 3:46.327 | 58.046 | 40.383 | 126.3 | 53:03.764 |
| 23 | 1 | 2:16.808 | 39.420 | 56.135 | 41.253 | 202.8 | 55:20.572 |
| 24 | 1 | 2:13.931 | 39.170 | 54.900 | 39.861 | 202.1 | 57:34.503 |
| 25 | 1 | 2:14.983 | 39.116 | 55.901 | 39.966 | 202.1 | 59:49.486 |
| 26 | 1 | 2:13.175 | 38.881 | 54.783 | 39.511 | 200.6 | 1:02:02.661 |
| 27 | 1 | 2:12.216 | 39.152 | 53.763 | 39.301 | 201.7 | 1:04:14.877 |
| 28 | 1 | 2:10.991 | 38.335 | 54.066 | 38.590 | 201.7 | 1:06:25.868 |
| 29 | 1 | 2:10.829 | 38.716 | 53.235 | 38.878 | 189.4 | 1:08:36.697 |
| 30 | 1 | 2:10.113 | 38.498 | 52.967 | 38.648 | 203.6 | 1:10:46.810 |
| 31 | 1 | 2:09.559 | 38.236 | 52.692 | 38.631 | 202.5 | 1:12:56.369 |
| 32 | 1 | 2:10.390 | 38.452 | 53.571 | 38.367 | 202.1 | 1:15:06.759 |
| 33 | 1 | 2:09.628 | 38.013 | 53.126 | 38.489 | 204.4 | 1:17:16.387 |
| 34 | 1 | 3:48.178 B | 38.075 | 52.664 | 2:17.439 | 203.2 | 1:21:04.565 |
| 35 | 1 | 5:38.825 | 4:08.181 | 52.080 | 38.564 | 144.8 | 1:26:43.390 |
| 36 | 1 | 2:06.924 | 37.837 | 51.296 | 37.791 | 201.7 | 1:28:50.314 |
| 37 | 1 | 2:06.600 | 37.397 | 51.449 | 37.754 | 202.5 | 1:30:56.914 |
| 38 | 1 | 2:08.050 | 38.773 | 51.276 | 38.001 | 204.4 | 1:33:04.964 |
| 39 | 1 | 2:16.426 | 37.859 | 51.035 | 47.532 | 203.2 | 1:35:21.390 |
| 40 | 1 | 3:01.854 | 1:11.956 | 1:06.247 | 43.651 | 117.8 | 1:38:23.244 |
| 41 | 1 | 2:22.184 | 46.325 | 51.995 | 43.864 | 159.2 | 1:40:45.428 |
| 42 | 1 | 2:06.023 | 37.328 | 50.348 | 38.347 | 209.1 | 1:42:51.451 |
| 43 | 1 | 2:09.147 | 38.744 | 52.236 | 38.167 | 203.6 | 1:45:00.598 |
| 44 | 1 | 2:05.130 | 36.824 | 51.063 | 37.243 | 208.3 | 1:47:05.728 |
| 45 | 1 | 2:04.555 | 36.951 | 50.458 | 37.146 | 207.5 | 1:49:10.283 |
| 46 | 1 | 2:04.677 | 36.969 | 50.460 | 37.248 | 207.5 | 1:51:14.960 |
| 47 | 1 | 2:05.026 | 37.186 | 50.537 | 37.303 | 205.9 | 1:53:19.986 |
| 48 | 1 | 2:13.697 | 37.017 | 50.675 | 46.005 | 205.5 | 1:55:33.683 |
| 49 | 1 | 2:05.202 | 37.353 | 50.583 | 37.266 | 204.7 | 1:57:38.885 |
| 50 | 1 | 5:14.315 B | 36.970 | 50.760 | 3:46.585 | 204.4 | 2:02:53.200 |
| 51 | 1 | 4:13.997 | 2:41.051 | 54.069 | 38.877 | 102.4 | 2:07:07.197 |
| 52 | 1 | 2:10.202 | 39.233 | 52.618 | 38.351 | 201.7 | 2:09:17.399 |
| 53 | 1 | 2:10.307 | 38.116 | 52.671 | 39.520 | 203.2 | 2:11:27.706 |
| 54 | 1 | 2:09.724 | 38.637 | 52.453 | 38.634 | 199.5 | 2:13:37.430 |
| 55 | 1 | 2:17.654 | 38.953 | 54.745 | 43.956 | 201.7 | 2:15:55.084 |
| 56 | 1 | 3:05.097 | 47.599 | 1:17.089 | 1:00.409 | 195.5 | 2:19:00.181 |
| 57 | 1 | 3:14.891 | 1:06.144 | 1:18.796 | 49.951 | 82.6 | 2:22:15.072 |
| 58 | 1 | 2:37.599 | 41.976 | 1:02.707 | 52.916 | 166.2 | 2:24:52.671 |

**78** **VPS RACING** — MITJET AM
1.Alexis BOURESCHE
2.Remy BOURESCHE
3.Gregory MIELLOU

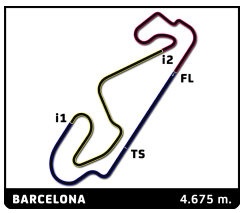


# MITJET
## CIRCUIT DE BARCELONA-CATALUNYA
## Carrera

## Sector Analysis

__ Invalidated Lap  Personal Best  Session Best  **B** Crossing the pit lane

| Lap | D | Time | Sector 1 | Sector 2 | Sector 3 | T.Spd | Elapsed |
|---|---|---|---|---|---|---|---|
| 59 | 1 | 2:10.240 | 40.314 | 51.929 | 37.997 | 202.8 | 2:27:02.911 |
| 60 | 1 | 2:09.054 | 37.760 | 53.231 | 38.063 | 206.7 | 2:29:11.965 |
| 61 | 1 | 2:09.420 | 39.372 | 52.218 | 37.830 | 205.5 | 2:31:21.385 |
| 62 | 1 | 2:11.698 | 38.774 | 52.127 | 40.797 | 205.1 | 2:33:33.083 |
| 63 | 1 | 2:10.480 | 38.859 | 53.096 | 38.525 | 198.4 | 2:35:43.563 |
| 64 | 1 | 2:08.850 | 38.407 | 52.217 | 38.226 | 202.5 | 2:37:52.413 |
| 65 | 1 | 2:12.221 | 38.860 | 54.333 | 39.028 | 203.2 | 2:40:04.634 |
| 66 | 1 | 3:57.141 B | 39.001 | 54.092 | 2:24.048 | 201.0 | 2:44:01.775 |
| 67 | 1 | 5:45.159 | 4:08.573 | 51.736 | 44.850 | 145.0 | 2:49:46.934 |
| 68 | 1 | 2:47.338 | 1:13.517 | 55.041 | 38.780 | 201.7 | 2:52:34.272 |
| 69 | 1 | 2:11.141 | 38.821 | 53.139 | 39.181 | 203.6 | 2:54:45.413 |
| 70 | 1 | 2:30.442 | 38.771 | 55.572 | 56.099 | 201.0 | 2:57:15.855 |
| 71 | 1 | 2:36.741 | 57.733 | 59.298 | 39.710 | 111.3 | 2:59:52.596 |
| 72 | 1 | 2:09.592 | 37.918 | 51.825 | 39.849 | 208.3 | 3:02:02.188 |
| 73 | 1 | 2:06.865 | 37.734 | 51.413 | 37.718 | 211.5 | 3:04:09.053 |
| 74 | 1 | 2:09.336 | 38.360 | 52.798 | 38.178 | 208.7 | 3:06:18.389 |
| 75 | 1 | 2:08.141 | 37.790 | 52.755 | 37.596 | 207.9 | 3:08:26.530 |
| 76 | 1 | 2:06.944 | 37.385 | 51.645 | 37.914 | 209.1 | 3:10:33.474 |
| 77 | 1 | 2:08.423 | 37.788 | 51.462 | 39.173 | 205.9 | 3:12:41.897 |
| 78 | 1 | 2:09.363 | 40.366 | 51.431 | 37.566 | 204.7 | 3:14:51.260 |
| 79 | 1 | 3:44.005 B | 37.662 | 51.364 | 2:14.979 | 204.7 | 3:18:35.265 |
| 80 | 1 | 5:35.003 | 4:07.685 | 50.598 | 36.720 | 146.3 | 3:24:10.268 |
| 81 | 1 | 2:03.243 | 36.867 | 50.074 | 36.302 | 206.3 | 3:26:13.511 |
| 82 | 1 | 2:02.344 | 36.416 | 49.754 | 36.174 | 206.3 | 3:28:15.855 |
| 83 | 1 | 2:01.794 | 36.200 | 49.641 | 35.953 | 207.5 | 3:30:17.649 |
| 84 | 1 | 2:01.976 | 36.378 | 49.431 | 36.167 | 207.1 | 3:32:19.625 |
| 85 | 1 | 2:01.615 | 36.285 | 49.300 | 36.030 | 207.1 | 3:34:21.240 |
| 86 | 1 | 2:01.893 | 36.320 | 49.248 | 36.325 | 208.7 | 3:36:23.133 |
| 87 | 1 | 2:01.650 | 36.101 | 49.394 | 36.155 | 209.5 | 3:38:24.783 |
| 88 | 1 | 2:02.701 | 36.083 | 50.706 | 35.912 | 207.5 | 3:40:27.484 |
| 89 | 1 | 2:02.280 | 36.258 | 49.623 | 36.399 | 207.1 | 3:42:29.764 |
| 90 | 1 | 2:01.881 | 36.398 | 49.502 | 35.981 | 206.7 | 3:44:31.645 |
| 91 | 1 | 2:01.945 | 36.137 | 49.561 | 36.247 | 207.5 | 3:46:33.590 |
| 92 | 1 | 2:02.795 | 36.160 | 50.579 | 36.056 | 207.5 | 3:48:36.385 |
| 93 | 1 | 2:02.012 | 36.147 | 49.900 | 35.965 | 206.3 | 3:50:38.397 |
| 94 | 1 | 2:01.972 | 36.365 | 49.643 | 35.964 | 205.9 | 3:52:40.369 |
| 95 | 1 | 2:02.592 | 36.384 | 49.985 | 36.223 | 206.7 | 3:54:42.961 |
| 96 | 1 | 2:02.233 | 36.141 | 49.691 | 36.401 | 206.7 | 3:56:45.194 |
| 97 | 1 | 2:01.570 | 36.157 | 49.554 | 35.859 | 207.1 | 3:58:46.764 |
| 98 | 1 | 2:01.427 | 35.973 | 49.521 | 35.933 | 207.9 | 4:00:48.191 |
| 99 | 1 | 2:03.586 | 37.126 | 49.664 | 36.796 | 200.6 | 4:02:51.777 |

**79** **VPS RACING** — MITJET PRO/AM
1.Olivier PANIS, 2.Marc CASTELLI, 3.Bertrand MIGOUT, 4.Xavier COMBET

| Lap | D | Time | Sector 1 | Sector 2 | Sector 3 | T.Spd | Elapsed |
|---|---|---|---|---|---|---|---|
| 1 | 1 | 2:12.085 | 44.257 | 50.797 | 37.031 | | 2:12.085 |
| 2 | 1 | 2:02.470 | 36.495 | 50.148 | 35.827 | 204.0 | 4:14.555 |
| 3 | 1 | 2:01.437 | 36.018 | 49.236 | 36.183 | 211.9 | 6:15.992 |
| 4 | 1 | 2:01.335 | 36.309 | 49.119 | 35.907 | 217.9 | 8:17.327 |
| 5 | 1 | 2:00.529 | 35.886 | 48.961 | 35.682 | 211.5 | 10:17.856 |
| 6 | 1 | 2:02.485 | 36.014 | 50.530 | 35.941 | 208.3 | 12:20.341 |
| 7 | 1 | 2:01.208 | 35.852 | 49.344 | 36.012 | 209.1 | 14:21.549 |
| 8 | 1 | 2:00.754 | 35.912 | 49.032 | 35.810 | 208.3 | 16:22.303 |
| 9 | 1 | 2:01.327 | 36.048 | 49.583 | 35.696 | 208.7 | 18:23.630 |
| 10 | 1 | 2:00.765 | 35.754 | 49.128 | 35.883 | 209.5 | 20:24.395 |
| 11 | 1 | 2:03.541 | 36.269 | 50.477 | 36.795 | 214.4 | 22:27.936 |
| 12 | 1 | 2:53.188 | 36.623 | 1:14.293 | 1:02.272 | 204.7 | 25:21.124 |
| 13 | 1 | 3:20.227 | 1:04.487 | 1:18.541 | 57.199 | 101.0 | 28:41.351 |
| 14 | 1 | 2:32.335 | 1:00.344 | 52.385 | 39.606 | 100.9 | 31:13.686 |
| 15 | 1 | 2:00.606 | 35.899 | 48.792 | 35.915 | 208.3 | 33:14.292 |
| 16 | 1 | 2:00.894 | 35.880 | 49.032 | 35.982 | 207.9 | 35:15.186 |
| 17 | 1 | 2:00.335 | 35.917 | 48.809 | 35.609 | 207.1 | 37:15.521 |
| 18 | 1 | 4:00.871 B | 35.895 | 48.980 | 2:35.996 | 207.5 | 41:16.392 |
| 19 | 1 | 5:19.198 | 3:50.151 | 51.365 | 37.682 | 144.2 | 46:35.590 |
| 20 | 1 | 2:05.029 | 37.250 | 50.784 | 36.995 | 204.0 | 48:40.619 |
| 21 | 1 | 2:07.496 | 38.917 | 50.910 | 37.669 | 205.5 | 50:48.115 |
| 22 | 1 | 2:05.674 | 37.806 | 50.711 | 37.157 | 209.1 | 52:53.789 |
| 23 | 1 | 2:14.435 | 36.618 | 1:01.002 | 36.815 | 208.3 | 55:08.224 |
| 24 | 1 | 2:04.371 | 36.715 | 50.740 | 36.916 | 207.5 | 57:12.595 |
| 25 | 1 | 2:04.265 | 36.866 | 50.323 | 37.076 | 207.1 | 59:16.860 |
| 26 | 1 | 2:03.244 | 36.554 | 49.805 | 36.885 | 207.1 | 1:01:20.104 |
| 27 | 1 | 2:05.274 | 36.728 | 51.348 | 37.198 | 207.9 | 1:03:25.378 |
| 28 | 1 | 2:03.650 | 36.583 | 50.112 | 36.955 | 206.3 | 1:05:29.028 |
| 29 | 1 | 2:03.927 | 36.731 | 50.354 | 36.842 | 207.9 | 1:07:32.955 |
| 30 | 1 | 2:02.927 | 36.531 | 49.766 | 36.630 | 207.1 | 1:09:35.882 |
| 31 | 1 | 2:16.499 | 36.572 | 50.270 | 49.657 | 208.3 | 1:11:52.381 |
| 32 | 1 | 2:04.794 | 36.790 | 50.960 | 37.044 | 204.7 | 1:13:57.175 |
| 33 | 1 | 2:04.369 | 36.810 | 50.333 | 37.226 | 205.5 | 1:16:01.544 |
| 34 | 1 | 2:03.718 | 36.657 | 50.337 | 36.724 | 205.5 | 1:18:05.262 |
| 35 | 1 | 2:03.011 | 36.385 | 50.164 | 36.462 | 207.5 | 1:20:08.273 |
| 36 | 1 | 4:08.021 B | 36.635 | 50.003 | 2:41.383 | 207.1 | 1:24:16.294 |
| 37 | 1 | 5:19.531 | 3:46.873 | 53.305 | 39.353 | 142.1 | 1:29:35.825 |
| 38 | 1 | 2:16.114 | 38.771 | 52.856 | 44.487 | 203.2 | 1:31:51.939 |
| 39 | 1 | 3:18.778 | 44.803 | 1:27.440 | 1:06.535 | 156.0 | 1:35:10.717 |
| 40 | 1 | 3:04.238 | 1:11.303 | 1:09.321 | 43.614 | 88.4 | 1:38:14.955 |
| 41 | 1 | 2:23.763 | 41.134 | 56.092 | 46.537 | 183.3 | 1:40:38.718 |
| 42 | 1 | 2:12.519 | 38.524 | 52.983 | 41.012 | 193.5 | 1:42:51.237 |
| 43 | 1 | 2:12.055 | 39.888 | 53.026 | 39.141 | 208.7 | 1:45:03.292 |
| 44 | 1 | 2:09.502 | 38.624 | 52.161 | 38.717 | 206.7 | 1:47:12.794 |
| 45 | 1 | 2:08.646 | 37.940 | 52.107 | 38.599 | 206.3 | 1:49:21.440 |
| 46 | 1 | 2:09.910 | 38.366 | 52.496 | 39.048 | 204.7 | 1:51:31.350 |
| 47 | 1 | 3:52.624 B | 39.513 | 53.614 | 2:19.497 | 204.0 | 1:55:23.974 |
| 48 | 1 | 5:39.887 | 4:10.336 | 51.506 | 38.045 | 142.9 | 2:01:03.861 |
| 49 | 1 | 2:05.812 | 37.492 | 51.463 | 36.857 | 207.5 | 2:03:09.673 |
| 50 | 1 | 2:05.649 | 37.428 | 50.911 | 37.310 | 205.5 | 2:05:15.322 |
| 51 | 1 | 2:04.770 | 37.243 | 50.700 | 36.827 | 205.1 | 2:07:20.092 |
| 52 | 1 | 2:05.040 | 37.386 | 50.585 | 37.069 | 205.9 | 2:09:25.132 |
| 53 | 1 | 2:03.058 | 36.575 | 49.856 | 36.627 | 208.3 | 2:11:28.190 |
| 54 | 1 | 2:03.587 | 36.221 | 50.336 | 37.030 | 209.5 | 2:13:31.777 |
| 55 | 1 | 2:09.049 | 36.595 | 49.688 | 42.766 | 205.9 | 2:15:40.826 |
| 56 | 1 | 2:26.710 | 56.420 | 51.906 | 38.384 | 178.8 | 2:18:07.536 |
| 57 | 1 | 2:15.794 | 38.730 | 55.469 | 41.595 | 198.4 | 2:20:23.330 |
| 58 | 1 | 2:12.449 | 39.619 | 52.969 | 39.861 | 172.0 | 2:22:35.779 |
| 59 | 1 | 2:27.171 | 40.662 | 55.500 | 51.009 | 167.8 | 2:25:02.950 |
| 60 | 1 | 2:06.252 | 36.862 | 51.456 | 37.934 | 209.5 | 2:27:09.202 |
| 61 | 1 | 2:03.606 | 36.616 | 49.878 | 37.112 | 212.3 | 2:29:12.808 |
| 62 | 1 | 2:03.680 | 36.609 | 50.360 | 36.711 | 213.2 | 2:31:16.488 |
| 63 | 1 | 2:03.833 | 36.490 | 50.624 | 36.719 | 207.9 | 2:33:20.321 |
| 64 | 1 | 2:03.978 | 36.619 | 50.590 | 36.769 | 207.9 | 2:35:24.299 |
| 65 | 1 | 2:03.139 | 36.369 | 50.079 | 36.691 | 212.3 | 2:37:27.438 |
| 66 | 1 | 4:01.861 B | 36.562 | 50.156 | 2:35.143 | 212.3 | 2:41:29.299 |
| 67 | 1 | 5:11.560 | 3:42.656 | 51.439 | 37.465 | 147.5 | 2:46:40.859 |
| 68 | 1 | 2:04.704 | 37.032 | 50.449 | 37.223 | 204.7 | 2:48:45.563 |
| 69 | 1 | 2:03.945 | 36.820 | 50.230 | 36.895 | 205.1 | 2:50:49.508 |
| 70 | 1 | 2:03.738 | 36.658 | 49.972 | 37.108 | 206.7 | 2:52:53.246 |
| 71 | 1 | 2:09.791 | 37.667 | 53.059 | 39.065 | 206.7 | 2:55:03.037 |

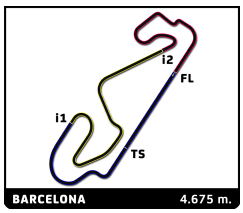


# MITJET
## CIRCUIT DE BARCELONA-CATALUNYA
## Carrera

## Sector Analysis

__ Invalidated Lap  Personal Best  Session Best  **B** Crossing the pit lane

| Lap | D | Time | Sector 1 | Sector 2 | Sector 3 | T.Spd | Elapsed |
|---|---|---|---|---|---|---|---|
| 72 | 1 | 2:15.690 | 38.850 | 52.375 | 44.465 | 189.7 | 2:57:18.727 |
| 73 | 1 | 2:36.689 | 57.338 | 59.731 | 39.620 | 113.0 | 2:59:55.416 |
| 74 | 1 | 2:04.267 | 36.764 | 50.326 | 37.177 | 209.1 | 3:01:59.683 |
| 75 | 1 | 2:03.597 | 36.542 | 49.979 | 37.076 | 209.9 | 3:04:03.280 |
| 76 | 1 | 2:03.276 | 36.685 | 49.532 | 37.059 | 210.7 | 3:06:06.556 |
| 77 | 1 | 2:03.874 | 36.444 | 49.923 | 37.507 | 208.3 | 3:08:10.430 |
| 78 | 1 | 2:02.914 | 36.294 | 50.090 | 36.530 | 211.5 | 3:10:13.344 |
| 79 | 1 | 2:02.887 | 36.199 | 50.077 | 36.611 | 211.1 | 3:12:16.231 |
| 80 | 1 | 2:02.540 | 36.234 | 49.867 | 36.439 | 210.7 | 3:14:18.771 |
| 81 | 1 | 2:02.610 | 36.246 | 49.735 | 36.629 | 210.3 | 3:16:21.381 |
| 82 | 1 | 2:02.367 | 36.187 | 49.633 | 36.547 | 209.5 | 3:18:23.748 |
| 83 | 1 | 3:58.046 B | 36.259 | 49.690 | 2:32.097 | 209.1 | 3:22:21.794 |
| 84 | 1 | 5:11.433 | 3:45.674 | 49.629 | 36.130 | 147.7 | 3:27:33.227 |
| 85 | 1 | 2:01.212 | 36.150 | 49.258 | 35.804 | 206.3 | 3:29:34.439 |
| 86 | 1 | 2:01.151 | 36.072 | 49.203 | 35.876 | 207.5 | 3:31:35.590 |
| 87 | 1 | 2:01.652 | 35.846 | 49.719 | 36.087 | 208.7 | 3:33:37.242 |
| 88 | 1 | 2:01.577 | 36.085 | 49.651 | 35.841 | 209.9 | 3:35:38.819 |
| 89 | 1 | 2:01.189 | 36.034 | 49.203 | 35.952 | 208.7 | 3:37:40.008 |
| 90 | 1 | 2:01.213 | 35.843 | 49.395 | 35.975 | 209.9 | 3:39:41.221 |
| 91 | 1 | 2:01.371 | 35.988 | 49.325 | 36.058 | 210.3 | 3:41:42.592 |
| 92 | 1 | 2:02.402 | 36.413 | 49.682 | 36.307 | 214.4 | 3:43:44.994 |
| 93 | 1 | 2:01.376 | 35.959 | 49.335 | 36.082 | 211.5 | 3:45:46.370 |
| 94 | 1 | 2:01.591 | 35.978 | 49.787 | 35.826 | 209.1 | 3:47:47.961 |
| 95 | 1 | 2:01.326 | 36.052 | 49.362 | 35.912 | 206.7 | 3:49:49.287 |
| 96 | 1 | 2:01.391 | 36.073 | 49.335 | 35.983 | 207.5 | 3:51:50.678 |
| 97 | 1 | 2:01.339 | 36.085 | 49.316 | 35.938 | 208.7 | 3:53:52.017 |
| 98 | 1 | 2:00.963 | 35.964 | 49.173 | 35.826 | 208.3 | 3:55:52.980 |
| 99 | 1 | 2:03.474 | 35.849 | 51.510 | 36.115 | 209.1 | 3:57:56.454 |
| 100 | 1 | 2:00.988 | 35.900 | 49.202 | 35.886 | 208.3 | 3:59:57.442 |
| 101 | 1 | 2:01.856 | 35.958 | 50.085 | 35.813 | 208.7 | 4:01:59.298 |

**88** **MV2S RACING** MITJET PRO
1.August THERBO
2.Conrad LEVEAU

| Lap | D | Time | Sector 1 | Sector 2 | Sector 3 | T.Spd | Elapsed |
|---|---|---|---|---|---|---|---|
| 1 | 1 | 2:05.393 | 40.380 | 49.169 | 35.844 | | 2:05.393 |
| 2 | 1 | 2:00.503 | 35.948 | 48.938 | 35.617 | 207.1 | 4:05.896 |
| 3 | 1 | 2:00.289 | 35.814 | 48.799 | 35.676 | 207.5 | 6:06.185 |
| 4 | 1 | 1:59.957 | 35.785 | 48.671 | 35.501 | 207.5 | 8:06.142 |
| 5 | 1 | 2:00.069 | 35.816 | 48.699 | 35.554 | 207.5 | 10:06.211 |
| 6 | 1 | 1:59.924 | 35.758 | 48.654 | 35.512 | 207.5 | 12:06.135 |
| 7 | 1 | 2:00.125 | 35.847 | 48.764 | 35.514 | 207.9 | 14:06.260 |
| 8 | 1 | 1:59.852 | 35.731 | 48.693 | 35.428 | 208.3 | 16:06.112 |
| 9 | 1 | 1:59.585 | 35.579 | 48.652 | 35.354 | 208.7 | 18:05.697 |
| 10 | 1 | 1:59.243 | 35.592 | 48.369 | 35.282 | 208.3 | 20:04.940 |
| 11 | 1 | 2:01.696 | 35.530 | 49.064 | 37.102 | 209.5 | 22:06.636 |
| 12 | 1 | 3:10.335 | 51.479 | 1:17.099 | 1:01.757 | 144.8 | 25:16.971 |
| 13 | 1 | 3:20.969 | 1:04.996 | 1:19.355 | 56.618 | 107.8 | 28:37.940 |
| 14 | 1 | 4:25.495 B | 59.366 | 54.539 | 2:31.590 | 99.8 | 33:03.435 |
| 15 | 1 | 5:13.696 | 3:48.421 | 49.465 | 35.810 | 146.7 | 38:17.131 |
| 16 | 1 | 2:00.780 | 36.091 | 48.908 | 35.781 | 207.5 | 40:17.911 |
| 17 | 1 | 2:00.898 | 35.861 | 48.998 | 36.039 | 208.3 | 42:18.809 |
| 18 | 1 | 2:02.397 | 35.993 | 49.400 | 37.004 | 209.5 | 44:21.206 |
| 19 | 1 | 2:01.421 | 35.796 | 49.867 | 35.758 | 209.5 | 46:22.627 |
| 20 | 1 | 2:01.940 | 35.829 | 49.572 | 36.539 | 208.3 | 48:24.567 |
| 21 | 1 | 2:00.861 | 36.020 | 49.223 | 35.618 | 211.5 | 50:25.428 |
| 22 | 1 | 1:59.806 | 35.521 | 48.795 | 35.490 | 210.7 | 52:25.234 |
| 23 | 1 | 1:59.942 | 35.785 | 48.603 | 35.554 | 208.3 | 54:25.176 |
| 24 | 1 | 2:00.016 | 35.501 | 48.967 | 35.548 | 213.2 | 56:25.192 |
| 25 | 1 | 2:00.097 | 35.766 | 48.770 | 35.561 | 214.4 | 58:25.289 |
| 26 | 1 | 1:59.922 | 35.758 | 48.685 | 35.479 | 209.1 | 1:00:25.211 |
| 27 | 1 | 1:59.942 | 35.550 | 48.954 | 35.438 | 209.9 | 1:02:25.153 |
| 28 | 1 | 2:00.498 | 35.851 | 48.706 | 35.941 | 210.7 | 1:04:25.651 |
| 29 | 1 | 2:00.131 | 35.832 | 48.582 | 35.717 | 208.3 | 1:06:25.782 |
| 30 | 1 | 1:59.733 | 35.763 | 48.640 | 35.330 | 207.9 | 1:08:25.515 |
| 31 | 1 | 1:59.659 | 35.588 | 48.719 | 35.352 | 210.7 | 1:10:25.174 |
| 32 | 1 | 2:00.531 | 35.716 | 48.546 | 36.269 | 211.9 | 1:12:25.705 |
| 33 | 1 | 2:00.561 | 36.082 | 48.750 | 35.729 | 210.3 | 1:14:26.266 |
| 34 | 1 | 4:05.937 B | 35.790 | 49.702 | 2:40.445 | 211.5 | 1:18:32.203 |
| 35 | 1 | 5:12.831 | 3:44.926 | 51.093 | 36.812 | 147.1 | 1:23:45.034 |
| 36 | 1 | 2:04.599 | 37.722 | 50.168 | 36.709 | 205.1 | 1:25:49.633 |
| 37 | 1 | 2:01.781 | 36.087 | 49.384 | 36.310 | 207.5 | 1:27:51.414 |
| 38 | 1 | 2:01.167 | 36.160 | 49.038 | 35.969 | 207.9 | 1:29:52.581 |
| 39 | 1 | 2:01.908 | 35.954 | 49.423 | 36.531 | 207.9 | 1:31:54.489 |
| 40 | 1 | 3:16.816 | 42.689 | 1:27.762 | 1:06.365 | 165.7 | 1:35:11.305 |
| 41 | 1 | 3:04.220 | 1:11.712 | 1:09.048 | 43.460 | 82.0 | 1:38:15.525 |
| 42 | 1 | 2:23.159 | 41.253 | 55.967 | 45.939 | 174.2 | 1:40:38.684 |
| 43 | 1 | 2:01.366 | 36.345 | 49.169 | 35.852 | 205.9 | 1:42:40.050 |
| 44 | 1 | 1:59.984 | 35.732 | 48.699 | 35.553 | 215.7 | 1:44:40.034 |
| 45 | 1 | 1:59.959 | 35.625 | 48.810 | 35.524 | 209.9 | 1:46:39.993 |
| 46 | 1 | 2:00.196 | 35.718 | 48.809 | 35.669 | 211.1 | 1:48:40.189 |
| 47 | 1 | 1:59.752 | 35.541 | 48.665 | 35.546 | 210.7 | 1:50:39.941 |
| 48 | 1 | 3:27.874 B | 35.741 | 48.820 | 2:03.313 | 208.7 | 1:54:07.815 |
| 49 | 1 | 5:36.143 | 4:11.538 | 48.780 | 35.825 | 149.8 | 1:59:43.958 |
| 50 | 1 | 1:59.997 | 35.575 | 48.803 | 35.619 | 212.8 | 2:01:43.955 |
| 51 | 1 | 1:59.683 | 35.631 | 48.568 | 35.484 | 209.5 | 2:03:43.638 |
| 52 | 1 | 1:59.437 | 35.539 | 48.590 | 35.308 | 209.5 | 2:05:43.075 |
| 53 | 1 | 2:00.373 | 35.565 | 48.859 | 35.949 | 211.1 | 2:07:43.448 |
| 54 | 1 | 1:59.879 | 35.709 | 48.630 | 35.540 | 209.5 | 2:09:43.327 |
| 55 | 1 | 1:59.608 | 35.705 | 48.521 | 35.382 | 209.5 | 2:11:42.935 |
| 56 | 1 | 1:59.513 | 35.610 | 48.496 | 35.407 | 210.3 | 2:13:42.448 |
| 57 | 1 | 2:01.777 | 35.500 | 48.971 | 37.306 | 211.5 | 2:15:44.225 |
| 58 | 1 | 3:13.937 | 56.721 | 1:17.346 | 59.870 | 142.5 | 2:18:58.162 |
| 59 | 1 | 3:14.949 | 1:07.123 | 1:18.330 | 49.496 | 69.5 | 2:22:13.111 |
| 60 | 1 | 2:37.110 | 42.043 | 1:04.008 | 51.059 | 182.1 | 2:24:50.221 |
| 61 | 1 | 1:59.986 | 35.792 | 48.814 | 35.380 | 207.9 | 2:26:50.207 |
| 62 | 1 | 1:59.537 | 35.683 | 48.484 | 35.370 | 208.3 | 2:28:49.744 |
| 63 | 1 | 3:24.840 B | 35.645 | 48.494 | 2:00.701 | 208.3 | 2:32:14.584 |
| 64 | 1 | 5:40.747 | 4:14.466 | 50.386 | 35.895 | 147.5 | 2:37:55.331 |
| 65 | 1 | 2:00.719 | 35.781 | 49.251 | 35.687 | 210.7 | 2:39:56.050 |
| 66 | 1 | 2:01.157 | 35.633 | 48.931 | 36.593 | 209.5 | 2:41:57.207 |
| 67 | 1 | 2:00.780 | 35.752 | 49.327 | 35.701 | 208.7 | 2:43:57.987 |
| 68 | 1 | 2:00.381 | 35.780 | 49.069 | 35.532 | 208.3 | 2:45:58.368 |
| 69 | 1 | 2:00.664 | 35.920 | 48.997 | 35.747 | 208.7 | 2:47:59.032 |
| 70 | 1 | 2:00.583 | 35.593 | 49.339 | 35.651 | 209.5 | 2:49:59.615 |
| 71 | 1 | 2:01.568 | 36.479 | 49.167 | 35.922 | 209.5 | 2:52:01.183 |
| 72 | 1 | 2:02.487 | 35.782 | 49.075 | 37.630 | 208.7 | 2:54:03.670 |
| 73 | 1 | 3:06.441 | 48.495 | 1:19.661 | 58.285 | 166.5 | 2:57:10.111 |
| 74 | 1 | 2:37.368 | 57.720 | 1:00.103 | 39.545 | 99.8 | 2:59:47.479 |
| 75 | 1 | 2:00.445 | 35.819 | 48.991 | 35.635 | 207.9 | 3:01:47.924 |
| 76 | 1 | 2:00.193 | 35.839 | 48.907 | 35.447 | 208.7 | 3:03:48.117 |
| 77 | 1 | 2:00.398 | 35.688 | 48.900 | 35.810 | 208.3 | 3:05:48.515 |
| 78 | 1 | 2:00.268 | 35.757 | 48.824 | 35.687 | 207.9 | 3:07:48.783 |
| 79 | 1 | 2:02.267 | 35.842 | 50.352 | 36.073 | 208.7 | 3:09:51.050 |
| 80 | 1 | 2:13.634 B | 35.564 | 50.654 | 47.416 | 212.3 | 3:12:04.684 |
| 81 | 1 | 4:27.432 B | 57.946 | 49.013 | 2:40.473 | 149.5 | 3:16:32.116 |
| 82 | 1 | 5:33.937 | 4:09.450 | 48.929 | 35.558 | 137.8 | 3:22:06.053 |

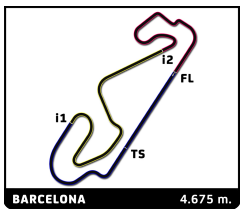


# MITJET
## CIRCUIT DE BARCELONA-CATALUNYA
## Carrera

## Sector Analysis

__ Invalidated Lap  Personal Best  Session Best  **B** Crossing the pit lane

| Lap | D | Time | Sector 1 | Sector 2 | Sector 3 | T.Spd | Elapsed |
|---|---|---|---|---|---|---|---|
| 83 | 1 | 2:00.405 | 35.825 | 48.960 | 35.620 | 213.2 | 3:24:06.458 |
| 84 | 1 | 1:59.429 | 35.595 | 48.548 | 35.286 | 209.9 | 3:26:05.887 |
| 85 | 1 | 1:59.534 | 35.478 | 48.591 | 35.465 | 209.9 | 3:28:05.421 |
| 86 | 1 | 1:59.333 | 35.450 | 48.514 | 35.369 | 214.4 | 3:30:04.754 |
| 87 | 1 | 1:59.353 | 35.537 | 48.550 | 35.266 | 209.1 | 3:32:04.107 |
| 88 | 1 | 1:59.926 | 36.041 | 48.488 | 35.397 | 209.5 | 3:34:04.033 |
| 89 | 1 | 1:59.457 | 35.597 | 48.417 | 35.443 | 209.9 | 3:36:03.490 |
| 90 | 1 | 1:59.623 | 35.651 | 48.546 | 35.426 | 211.1 | 3:38:03.113 |
| 91 | 1 | 2:00.779 | 35.382 | 48.605 | 36.792 | 212.8 | 3:40:03.892 |
| 92 | 1 | 1:59.909 | 35.807 | 48.722 | 35.380 | 208.3 | 3:42:03.801 |
| 93 | 1 | 1:59.418 | 35.504 | 48.522 | 35.392 | 210.3 | 3:44:03.219 |
| 94 | 1 | 1:59.561 | 35.585 | 48.454 | 35.522 | 210.3 | 3:46:02.780 |
| 95 | 1 | 1:59.400 | 35.506 | 48.463 | 35.431 | 210.7 | 3:48:02.180 |
| 96 | 1 | 1:59.417 | 35.500 | 48.442 | 35.475 | 211.5 | 3:50:01.597 |
| 97 | 1 | 1:59.585 | 35.475 | 48.689 | 35.421 | 213.6 | 3:52:01.182 |
| 98 | 1 | 1:59.520 | 35.338 | 48.373 | 35.809 | 213.6 | 3:54:00.702 |
| 99 | 1 | 1:59.450 | 35.424 | 48.466 | 35.560 | 212.8 | 3:56:00.152 |
| 100 | 1 | 1:59.197 | 35.342 | 48.480 | 35.375 | 213.2 | 3:57:59.349 |
| 101 | 1 | 1:59.485 | 35.275 | 48.403 | 35.807 | 218.8 | 3:59:58.834 |
| 102 | 1 | 1:59.455 | 35.451 | 48.596 | 35.408 | 213.6 | 4:01:58.289 |

**99** **MV2S RACING** MITJET
1.Adrian GRIGORE AM
2.Jérôme FRANCE

| Lap | D | Time | Sector 1 | Sector 2 | Sector 3 | T.Spd | Elapsed |
|---|---|---|---|---|---|---|---|
| 1 | 1 | 2:28.337 | 47.013 | 1:03.324 | 38.000 | | 2:28.337 |
| 2 | 1 | 2:09.126 | 37.556 | 53.461 | 38.109 | 206.7 | 4:37.463 |
| 3 | 1 | 2:07.890 | 37.362 | 52.823 | 37.705 | 207.5 | 6:45.353 |
| 4 | 1 | 2:06.926 | 37.498 | 51.961 | 37.467 | 206.7 | 8:52.279 |
| 5 | 1 | 2:08.561 | 38.481 | 52.906 | 37.174 | 206.3 | 11:00.840 |
| 6 | 1 | 2:06.362 | 37.670 | 51.352 | 37.340 | 205.5 | 13:07.202 |
| 7 | 1 | 2:07.854 | 37.791 | 52.648 | 37.415 | 205.5 | 15:15.056 |
| 8 | 1 | 2:07.088 | 37.740 | 51.648 | 37.700 | 205.9 | 17:22.144 |
| 9 | 1 | 2:06.603 | 37.544 | 51.532 | 37.527 | 204.7 | 19:28.747 |
| 10 | 1 | 2:07.661 | 37.562 | 51.562 | 38.537 | 204.7 | 21:36.408 |
| 11 | 1 | 2:14.008 | 40.016 | 54.045 | 39.947 | 201.3 | 23:50.416 |
| 12 | 1 | 2:12.685 | 40.978 | 53.016 | 38.691 | 185.8 | 26:03.101 |
| 13 | 1 | 2:51.041 | 37.756 | 1:15.761 | 57.524 | 203.6 | 28:54.142 |
| 14 | 1 | 2:33.779 | 1:01.349 | 54.787 | 37.643 | 102.1 | 31:27.921 |
| 15 | 1 | 2:07.848 | 38.660 | 51.590 | 37.598 | 209.9 | 33:35.769 |
| 16 | 1 | 2:06.561 | 37.543 | 51.834 | 37.184 | 207.5 | 35:42.330 |
| 17 | 1 | 4:43.158 B | 37.567 | 51.370 | 3:14.221 | 205.1 | 40:25.488 |
| 18 | 1 | 4:53.940 | 3:23.707 | 52.386 | 37.847 | 135.9 | 45:19.428 |
| 19 | 1 | 2:05.267 | 37.179 | 51.161 | 36.927 | 206.7 | 47:24.695 |
| 20 | 1 | 2:05.114 | 37.047 | 50.712 | 37.355 | 204.7 | 49:29.809 |
| 21 | 1 | 2:04.737 | 36.788 | 50.883 | 37.066 | 205.1 | 51:34.546 |
| 22 | 1 | 2:04.329 | 36.984 | 50.279 | 37.066 | 206.3 | 53:38.875 |
| 23 | 1 | 2:04.646 | 36.995 | 50.731 | 36.920 | 206.7 | 55:43.521 |
| 24 | 1 | 2:04.449 | 36.875 | 50.350 | 37.224 | 206.3 | 57:47.970 |
| 25 | 1 | 2:03.837 | 36.674 | 50.411 | 36.752 | 205.9 | 59:51.807 |
| 26 | 1 | 2:04.280 | 36.846 | 50.550 | 36.884 | 208.3 | 1:01:56.087 |
| 27 | 1 | 2:03.285 | 36.490 | 50.176 | 36.619 | 206.7 | 1:03:59.372 |
| 28 | 1 | 2:04.915 | 36.951 | 50.138 | 37.826 | 207.1 | 1:06:04.287 |
| 29 | 1 | 2:03.278 | 36.682 | 50.020 | 36.576 | 210.7 | 1:08:07.565 |
| 30 | 1 | 2:04.110 | 36.339 | 50.373 | 37.398 | 209.5 | 1:10:11.675 |
| 31 | 1 | 2:02.890 | 36.407 | 49.867 | 36.616 | 210.7 | 1:12:14.565 |
| 32 | 1 | 2:04.127 | 36.850 | 50.273 | 37.004 | 206.7 | 1:14:18.692 |
| 33 | 1 | 2:04.430 | 37.518 | 50.287 | 36.625 | 205.5 | 1:16:23.122 |
| 34 | 1 | 2:03.388 | 36.550 | 49.961 | 36.877 | 208.3 | 1:18:26.510 |
| 35 | 1 | 2:02.904 | 36.204 | 50.013 | 36.687 | 211.5 | 1:20:29.414 |
| 36 | 1 | 2:03.144 | 36.550 | 49.630 | 36.964 | 208.7 | 1:22:32.558 |
| 37 | 1 | 2:04.268 | 36.986 | 50.170 | 37.112 | 206.7 | 1:24:36.826 |
| 38 | 1 | 4:20.121 B | 36.929 | 50.752 | 2:52.440 | 206.3 | 1:28:56.947 |
| 39 | 1 | 6:12.534 | 3:36.620 | 1:29.375 | 1:06.539 | 139.6 | 1:35:09.481 |
| 40 | 1 | 3:04.323 | 1:11.175 | 1:09.432 | 43.716 | 86.0 | 1:38:13.804 |
| 41 | 1 | 2:23.600 | 41.127 | 56.225 | 46.248 | 187.1 | 1:40:37.404 |
| 42 | 1 | 2:07.465 | 37.501 | 52.197 | 37.767 | 205.9 | 1:42:44.869 |
| 43 | 1 | 2:35.583 | 38.335 | 52.826 | 1:04.422 | 206.3 | 1:45:20.452 |
| 44 | 1 | 2:08.537 | 38.444 | 52.079 | 38.014 | 202.5 | 1:47:28.989 |
| 45 | 1 | 2:07.185 | 37.707 | 51.903 | 37.575 | 206.7 | 1:49:36.174 |
| 46 | 1 | 2:07.484 | 37.638 | 51.714 | 38.132 | 206.7 | 1:51:43.658 |
| 47 | 1 | 2:06.396 | 37.494 | 51.425 | 37.477 | 206.7 | 1:53:50.054 |
| 48 | 1 | 2:06.272 | 37.445 | 51.493 | 37.334 | 207.1 | 1:55:56.326 |
| 49 | 1 | 2:07.338 | 37.788 | 51.848 | 37.702 | 205.1 | 1:58:03.664 |
| 50 | 1 | 2:29.055 | 37.612 | 51.437 | 1:00.006 | 204.7 | 2:00:32.719 |
| 51 | 1 | 2:06.904 | 37.745 | 51.760 | 37.399 | 203.2 | 2:02:39.623 |
| 52 | 1 | 2:07.379 | 38.202 | 51.980 | 37.197 | 205.9 | 2:04:47.002 |
| 53 | 1 | 4:06.692 B | 37.421 | 51.386 | 2:37.885 | 207.1 | 2:08:53.694 |
| 54 | 1 | 5:14.593 | 3:46.269 | 50.727 | 37.597 | 144.0 | 2:14:08.287 |
| 55 | 1 | 2:10.828 | 38.320 | 53.133 | 39.375 | 204.7 | 2:16:19.115 |
| 56 | 1 | 2:45.359 | 37.930 | 1:06.086 | 1:01.343 | 204.0 | 2:19:04.474 |
| 57 | 1 | 3:13.899 | 1:04.804 | 1:19.062 | 50.033 | 93.5 | 2:22:18.373 |
| 58 | 1 | 2:35.151 | 41.260 | 1:02.086 | 51.805 | 178.5 | 2:24:53.524 |
| 59 | 1 | 2:02.864 | 36.774 | 49.576 | 36.514 | 214.0 | 2:26:56.388 |
| 60 | 1 | 2:03.180 | 37.005 | 49.435 | 36.740 | 207.5 | 2:28:59.568 |
| 61 | 1 | 2:02.687 | 36.327 | 49.730 | 36.630 | 211.5 | 2:31:02.255 |
| 62 | 1 | 2:02.391 | 36.450 | 49.443 | 36.498 | 213.6 | 2:33:04.646 |
| 63 | 1 | 2:03.185 | 36.404 | 49.701 | 37.080 | 206.7 | 2:35:07.831 |
| 64 | 1 | 2:02.699 | 36.176 | 49.875 | 36.648 | 210.7 | 2:37:10.530 |
| 65 | 1 | 2:03.061 | 36.335 | 50.229 | 36.497 | 212.8 | 2:39:13.591 |
| 66 | 1 | 2:03.438 | 36.249 | 50.394 | 36.795 | 210.3 | 2:41:17.029 |
| 67 | 1 | 2:03.905 | 37.110 | 50.051 | 36.744 | 211.5 | 2:43:20.934 |
| 68 | 1 | 4:03.199 B | 37.186 | 50.853 | 2:35.160 | 211.5 | 2:47:24.133 |
| 69 | 1 | 12:00.822 | 3:47.419 | 52.658 | 7:20.745 | 143.8 | 2:59:24.955 |
| 70 | 1 | 3:04.326 | 1:32.950 | 53.160 | 38.216 | 88.1 | 3:02:29.281 |
| 71 | 1 | 2:09.596 | 38.923 | 52.515 | 38.158 | 205.9 | 3:04:38.877 |
| 72 | 1 | 2:07.470 | 37.588 | 51.983 | 37.899 | 205.9 | 3:06:46.347 |
| 73 | 1 | 2:07.676 | 37.818 | 52.236 | 37.622 | 205.1 | 3:08:54.023 |
| 74 | 1 | 2:07.796 | 37.882 | 52.051 | 37.863 | 207.1 | 3:11:01.819 |
| 75 | 1 | 2:07.386 | 37.581 | 52.155 | 37.650 | 206.3 | 3:13:09.205 |
| 76 | 1 | 2:07.648 | 37.444 | 51.927 | 38.277 | 206.3 | 3:15:16.853 |
| 77 | 1 | 3:28.411 B | 37.569 | 52.928 | 1:57.914 | 205.5 | 3:18:45.264 |
| 78 | 1 | 5:59.338 | 4:30.471 | 51.144 | 37.723 | 146.1 | 3:24:44.602 |
| 79 | 1 | 2:04.489 | 37.260 | 50.259 | 36.970 | 205.1 | 3:26:49.091 |
| 80 | 1 | 2:03.218 | 37.022 | 49.705 | 36.491 | 210.7 | 3:28:52.309 |
| 81 | 1 | 2:02.565 | 36.336 | 49.645 | 36.584 | 207.5 | 3:30:54.874 |
| 82 | 1 | 2:02.660 | 36.628 | 49.611 | 36.421 | 206.7 | 3:32:57.534 |
| 83 | 1 | 2:03.538 | 36.383 | 50.438 | 36.717 | 207.1 | 3:35:01.072 |
| 84 | 1 | 2:03.051 | 36.858 | 49.712 | 36.481 | 205.1 | 3:37:04.123 |
| 85 | 1 | 2:02.415 | 36.208 | 49.804 | 36.403 | 207.5 | 3:39:06.538 |
| 86 | 1 | 2:02.815 | 36.665 | 49.748 | 36.402 | 206.7 | 3:41:09.353 |
| 87 | 1 | 2:03.908 | 36.362 | 50.344 | 37.202 | 207.9 | 3:43:13.261 |
| 88 | 1 | 2:03.751 | 36.565 | 49.825 | 37.361 | 209.9 | 3:45:17.012 |
| 89 | 1 | 2:02.684 | 36.269 | 49.820 | 36.595 | 212.3 | 3:47:19.696 |
| 90 | 1 | 2:02.687 | 36.294 | 49.792 | 36.601 | 209.9 | 3:49:22.383 |
| 91 | 1 | 2:02.308 | 36.286 | 49.689 | 36.333 | 209.9 | 3:51:24.691 |
| 92 | 1 | 2:01.892 | 36.173 | 49.456 | 36.263 | 210.7 | 3:53:26.583 |

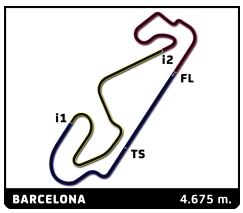


# MITJET
## CIRCUIT DE BARCELONA-CATALUNYA
## Carrera

## Sector Analysis

__ Invalidated Lap  Personal Best  Session Best  **B** Crossing the pit lane

| Lap | D | Time | Sector 1 | Sector 2 | Sector 3 | T.Spd | Elapsed |
|---|---|---|---|---|---|---|---|
| 93 | 1 | 2:01.817 | 36.033 | 49.546 | 36.238 | 209.9 | 3:55:28.400 |
| 94 | 1 | 2:03.408 | 36.661 | 50.255 | 36.492 | 209.9 | 3:57:31.808 |
| 95 | 1 | 2:13.111 | 36.451 | 59.872 | 36.788 | 209.1 | 3:59:44.919 |
| 96 | 1 | 2:03.088 | 36.447 | 50.073 | 36.568 | 211.5 | 4:01:48.007 |

**101** **GTDRIVE RACING TEAM** MITJET PRO
1.Romain DAMIANI
2.Jéremy TOURNISSOUX

| Lap | D | Time | Sector 1 | Sector 2 | Sector 3 | T.Spd | Elapsed |
|---|---|---|---|---|---|---|---|
| 1 | 1 | 2:07.061 | 41.396 | 49.789 | 35.876 | | 2:07.061 |
| 2 | 1 | 2:01.763 | 36.115 | 49.641 | 36.007 | 212.8 | 4:08.824 |
| 3 | 1 | 2:00.869 | 36.015 | 49.209 | 35.645 | 204.4 | 6:09.693 |
| 4 | 1 | 2:00.964 | 35.890 | 49.135 | 35.939 | 209.1 | 8:10.657 |
| 5 | 1 | 2:00.658 | 35.946 | 48.961 | 35.751 | 207.9 | 10:11.315 |
| 6 | 1 | 2:00.643 | 35.833 | 49.130 | 35.680 | 208.7 | 12:11.958 |
| 7 | 1 | 2:00.867 | 35.842 | 49.095 | 35.930 | 210.3 | 14:12.825 |
| 8 | 1 | 2:00.838 | 35.899 | 49.043 | 35.896 | 209.9 | 16:13.663 |
| 9 | 1 | 2:00.953 | 36.202 | 49.013 | 35.738 | 210.7 | 18:14.616 |
| 10 | 1 | 2:01.253 | 36.061 | 49.228 | 35.964 | 209.9 | 20:15.869 |
| 11 | 1 | 2:01.973 | 35.784 | 49.462 | 36.727 | 209.1 | 22:17.842 |
| 12 | 1 | 3:01.220 | 42.552 | 1:16.827 | 1:01.841 | 205.5 | 25:19.062 |
| 13 | 1 | 3:20.302 | 1:04.463 | 1:18.971 | 56.868 | 100.3 | 28:39.364 |
| 14 | 1 | 4:20.517 B | 1:00.348 | 52.893 | 2:27.276 | 96.6 | 32:59.881 |
| 15 | 1 | 5:17.695 | 3:52.925 | 49.081 | 35.689 | 146.1 | 38:17.576 |
| 16 | 1 | 2:00.906 | 35.938 | 49.140 | 35.828 | 209.1 | 40:18.482 |
| 17 | 1 | 2:00.524 | 35.871 | 48.780 | 35.873 | 209.5 | 42:19.006 |
| 18 | 1 | 2:01.885 | 36.034 | 49.130 | 36.721 | 211.5 | 44:20.891 |
| 19 | 1 | 2:01.496 | 36.466 | 49.244 | 35.786 | 202.1 | 46:22.387 |
| 20 | 1 | 2:01.817 | 36.332 | 49.253 | 36.232 | 203.2 | 48:24.204 |
| 21 | 1 | 2:00.991 | 36.220 | 49.104 | 35.667 | 204.4 | 50:25.195 |
| 22 | 1 | 2:00.879 | 36.056 | 49.114 | 35.709 | 205.1 | 52:26.074 |
| 23 | 1 | 2:00.831 | 36.278 | 48.929 | 35.624 | 209.9 | 54:26.905 |
| 24 | 1 | 2:00.790 | 36.049 | 48.972 | 35.769 | 212.3 | 56:27.695 |
| 25 | 1 | 2:00.424 | 35.713 | 48.770 | 35.941 | 211.9 | 58:28.119 |
| 26 | 1 | 2:00.900 | 35.692 | 49.193 | 36.015 | 210.3 | 1:00:29.019 |
| 27 | 1 | 2:01.057 | 35.874 | 49.368 | 35.815 | 207.9 | 1:02:30.076 |
| 28 | 1 | 2:01.042 | 36.106 | 49.109 | 35.827 | 207.5 | 1:04:31.118 |
| 29 | 1 | 2:01.319 | 35.967 | 49.545 | 35.807 | 206.7 | 1:06:32.437 |
| 30 | 1 | 2:00.767 | 36.004 | 49.010 | 35.753 | 205.9 | 1:08:33.204 |
| 31 | 1 | 2:00.842 | 35.985 | 49.033 | 35.824 | 205.9 | 1:10:34.046 |
| 32 | 1 | 2:00.961 | 36.135 | 48.962 | 35.864 | 205.9 | 1:12:35.007 |
| 33 | 1 | 2:02.034 | 36.075 | 49.247 | 36.712 | 206.3 | 1:14:37.041 |
| 34 | 1 | 2:01.392 | 35.968 | 49.426 | 35.998 | 204.7 | 1:16:38.433 |
| 35 | 1 | 2:00.377 | 35.798 | 48.919 | 35.660 | 207.9 | 1:18:38.810 |
| 36 | 1 | 3:58.610 B | 35.919 | 49.186 | 2:33.505 | 207.5 | 1:22:37.420 |
| 37 | 1 | 5:06.592 | 3:41.008 | 49.456 | 36.128 | 144.8 | 1:27:44.012 |
| 38 | 1 | :22:50.970 | 36.370 | 50.143 | ... | 204.0 | 2:50:34.982 |
| 39 | 1 | 2:03.777 | 36.833 | 50.086 | 36.858 | 205.1 | 2:52:38.759 |
| 40 | 1 | 2:07.552 | 37.849 | 52.540 | 37.163 | 205.1 | 2:54:46.311 |
| 41 | 1 | 2:29.981 | 38.503 | 55.375 | 56.103 | 206.7 | 2:57:16.292 |
| 42 | 1 | 2:54.146 B | 57.668 | 59.848 | 56.630 | 106.4 | 3:00:10.438 |
| 43 | 1 | 5:45.597 | 4:19.300 | 49.750 | 36.547 | 145.5 | 3:05:56.035 |
| 44 | 1 | 2:02.680 | 37.443 | 49.286 | 35.951 | 204.0 | 3:07:58.715 |
| 45 | 1 | 3:34.178 B | 39.166 | 49.206 | 2:05.806 | 179.7 | 3:11:32.893 |
| 46 | 1 | 23:37.762 | ... | 53.148 | 38.330 | 145.5 | 3:35:10.655 |
| 47 | 1 | 2:03.587 | 37.058 | 50.494 | 36.035 | 206.7 | 3:37:14.242 |
| 48 | 1 | 2:13.950 | 43.206 | 53.367 | 37.377 | 209.5 | 3:39:28.192 |
| 49 | 1 | 2:01.502 | 36.367 | 49.365 | 35.770 | 211.1 | 3:41:29.694 |
| 50 | 1 | 2:01.026 | 35.833 | 49.353 | 35.840 | 209.5 | 3:43:30.720 |
| 51 | 1 | 2:23.853 B | 37.643 | 50.954 | 55.256 | 211.5 | 3:45:54.573 |

**116** **TEAM LUCAS** MITJET PRO/AM
1.Jérôme THIEL
2.Sebastien SEVEAU

| Lap | D | Time | Sector 1 | Sector 2 | Sector 3 | T.Spd | Elapsed |
|---|---|---|---|---|---|---|---|
| 1 | 1 | 2:12.683 | 41.569 | 49.847 | 41.267 | | 2:12.683 |
| 2 | 1 | 2:05.944 | 39.477 | 49.457 | 37.010 | 194.8 | 4:18.627 |
| 3 | 1 | 2:02.865 | 37.351 | 49.097 | 36.417 | 217.9 | 6:21.492 |
| 4 | 1 | 2:01.029 | 36.067 | 49.004 | 35.958 | 211.1 | 8:22.521 |
| 5 | 1 | 2:00.804 | 35.990 | 48.864 | 35.950 | 214.0 | 10:23.325 |
| 6 | 1 | 2:00.984 | 36.009 | 49.040 | 35.935 | 210.7 | 12:24.309 |
| 7 | 1 | 2:00.835 | 35.921 | 48.983 | 35.931 | 213.2 | 14:25.144 |
| 8 | 1 | 2:00.869 | 35.656 | 49.188 | 36.025 | 216.1 | 16:26.013 |
| 9 | 1 | 2:02.346 | 36.765 | 49.481 | 36.100 | 217.0 | 18:28.359 |
| 10 | 1 | 2:01.699 | 36.452 | 49.188 | 36.059 | 214.4 | 20:30.058 |
| 11 | 1 | 2:03.386 | 36.545 | 50.018 | 36.823 | 207.9 | 22:33.444 |
| 12 | 1 | 2:49.631 | 36.276 | 1:10.494 | 1:02.861 | 208.3 | 25:23.075 |
| 13 | 1 | 3:20.016 | 1:04.008 | 1:18.940 | 57.068 | 119.3 | 28:43.091 |
| 14 | 1 | 2:31.254 | 59.993 | 52.357 | 38.904 | 92.1 | 31:14.345 |
| 15 | 1 | 2:00.957 | 35.968 | 49.186 | 35.803 | 212.8 | 33:15.302 |
| 16 | 1 | 4:24.158 B | 35.814 | 52.381 | 2:55.963 | 210.7 | 37:39.460 |
| 17 | 1 | 42:24.383 | ... | 50.532 | 36.769 | 119.1 | 1:20:03.843 |
| 18 | 1 | 2:03.126 | 36.322 | 50.390 | 36.414 | 211.1 | 1:22:06.969 |
| 19 | 1 | 2:03.501 | 36.539 | 50.535 | 36.427 | 205.5 | 1:24:10.470 |
| 20 | 1 | 3:50.356 B | 36.402 | 49.865 | 2:24.089 | 209.1 | 1:28:00.826 |
| 21 | 1 | 4:20.578 | 2:45.290 | 52.949 | 42.339 | 145.9 | 1:32:21.404 |
| 22 | 1 | 2:53.720 | 39.318 | 1:08.911 | 1:05.491 | 204.0 | 1:35:15.124 |
| 23 | 1 | 3:04.305 | 1:12.537 | 1:08.071 | 43.697 | 97.8 | 1:38:19.429 |
| 24 | 1 | 2:22.374 | 45.341 | 54.142 | 42.891 | 153.6 | 1:40:41.803 |
| 25 | 1 | 2:06.499 | 37.361 | 51.383 | 37.755 | 209.1 | 1:42:48.302 |
| 26 | 1 | 2:03.750 | 36.596 | 50.269 | 36.885 | 214.4 | 1:44:52.052 |
| 27 | 1 | 2:04.033 | 36.257 | 50.366 | 37.410 | 211.1 | 1:46:56.085 |
| 28 | 1 | 2:02.122 | 36.003 | 49.402 | 36.717 | 212.3 | 1:48:58.207 |
| 29 | 1 | 2:03.221 | 35.957 | 49.879 | 37.385 | 214.9 | 1:51:01.428 |
| 30 | 1 | 2:02.331 | 36.168 | 49.879 | 36.284 | 214.4 | 1:53:03.759 |
| 31 | 1 | 2:01.776 | 36.238 | 49.383 | 36.155 | 214.4 | 1:55:05.535 |
| 32 | 1 | 2:02.360 | 36.017 | 49.589 | 36.754 | 211.5 | 1:57:07.895 |
| 33 | 1 | 2:02.393 | 36.690 | 49.483 | 36.220 | 207.9 | 1:59:10.288 |
| 34 | 1 | 2:02.175 | 36.136 | 49.602 | 36.437 | 208.7 | 2:01:12.463 |
| 35 | 1 | 2:03.137 | 37.214 | 49.595 | 36.328 | 208.7 | 2:03:15.600 |
| 36 | 1 | 2:02.529 | 36.310 | 49.637 | 36.582 | 207.9 | 2:05:18.129 |
| 37 | 1 | 2:02.195 | 36.148 | 49.638 | 36.409 | 209.9 | 2:07:20.324 |
| 38 | 1 | 2:02.963 | 36.725 | 49.861 | 36.377 | 210.3 | 2:09:23.287 |
| 39 | 1 | 2:02.598 | 36.307 | 49.839 | 36.452 | 209.9 | 2:11:25.885 |
| 40 | 1 | 4:14.396 B | 36.316 | 49.725 | 2:48.355 | 208.7 | 2:15:40.281 |
| 41 | 1 | 6:45.957 | 4:37.806 | 1:19.145 | 49.006 | 142.9 | 2:22:26.238 |
| 42 | 1 | 2:33.844 | 46.301 | 56.300 | 51.243 | 139.0 | 2:25:00.082 |
| 43 | 1 | 2:04.240 | 37.513 | 50.503 | 36.224 | 214.0 | 2:27:04.322 |
| 44 | 1 | 2:01.196 | 36.479 | 49.010 | 35.707 | 213.2 | 2:29:05.518 |
| 45 | 1 | 2:16.822 B | 35.735 | 49.201 | 51.886 | 214.4 | 2:31:22.340 |
| 46 | 1 | 3:29.276 | 2:03.599 | 49.393 | 36.284 | 151.0 | 2:34:51.616 |
| 47 | 1 | 2:01.649 | 36.266 | 49.408 | 35.975 | 205.5 | 2:36:53.265 |
| 48 | 1 | 2:01.576 | 36.210 | 49.276 | 36.090 | 205.9 | 2:38:54.841 |
| 49 | 1 | 2:01.932 | 36.239 | 49.446 | 36.247 | 204.7 | 2:40:56.773 |
| 50 | 1 | 2:01.832 | 36.286 | 49.002 | 36.544 | 205.5 | 2:42:58.605 |
| 51 | 1 | 2:01.766 | 36.254 | 49.286 | 36.226 | 206.7 | 2:45:00.371 |
| 52 | 1 | 2:02.023 | 36.231 | 49.439 | 36.353 | 207.5 | 2:47:02.394 |
| 53 | 1 | 2:01.840 | 36.291 | 49.187 | 36.362 | 207.9 | 2:49:04.234 |

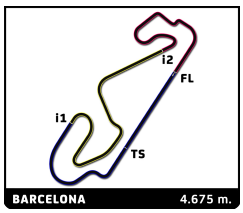


# MITJET
## CIRCUIT DE BARCELONA-CATALUNYA
## Carrera

## Sector Analysis

Invalidated Lap | Personal Best | Session Best | **B** Crossing the pit lane

| Lap | D | Time | Sector 1 | Sector 2 | Sector 3 | T.Spd | Elapsed |
|---|---|---|---|---|---|---|---|
| 54 | 1 | 4:48.197 B | 36.371 | 49.380 | 3:22.446 | 205.9 | 2:53:52.431 |
| 55 | 1 | 4:36.636 | 3:00.172 | 53.730 | 42.734 | 129.7 | 2:58:29.067 |
| 56 | 1 | 2:07.398 | 39.553 | 51.343 | 36.502 | 176.5 | 3:00:36.465 |
| 57 | 1 | 2:03.616 | 36.400 | 50.527 | 36.689 | 206.7 | 3:02:40.081 |
| 58 | 1 | 2:03.238 | 36.810 | 49.781 | 36.647 | 207.5 | 3:04:43.319 |
| 59 | 1 | 2:03.154 | 36.604 | 49.994 | 36.556 | 207.1 | 3:06:46.473 |
| 60 | 1 | 2:03.156 | 36.659 | 50.047 | 36.450 | 207.5 | 3:08:49.629 |
| 61 | 1 | 2:02.756 | 36.609 | 49.606 | 36.541 | 207.1 | 3:10:52.385 |
| 62 | 1 | 2:02.955 | 36.677 | 49.569 | 36.709 | 207.1 | 3:12:55.340 |
| 63 | 1 | 2:02.678 | 36.395 | 49.875 | 36.408 | 207.9 | 3:14:58.018 |
| 64 | 1 | 2:03.197 | 36.699 | 49.926 | 36.572 | 208.3 | 3:17:01.215 |
| 65 | 1 | 2:03.136 | 36.665 | 50.133 | 36.338 | 206.3 | 3:19:04.351 |
| 66 | 1 | 3:51.600 B | 36.574 | 49.887 | 2:25.139 | 208.3 | 3:22:55.951 |
| 67 | 1 | 5:16.274 | 3:50.744 | 49.581 | 35.949 | 143.2 | 3:28:12.225 |
| 68 | 1 | 2:01.208 | 36.091 | 49.082 | 36.035 | 207.9 | 3:30:13.433 |
| 69 | 1 | 2:02.195 | 35.998 | 49.040 | 37.157 | 208.3 | 3:32:15.628 |
| 70 | 1 | 2:01.557 | 35.997 | 49.390 | 36.170 | 209.1 | 3:34:17.185 |
| 71 | 1 | 2:01.589 | 36.178 | 48.958 | 36.453 | 207.1 | 3:36:18.774 |
| 72 | 1 | 2:01.303 | 36.089 | 49.221 | 35.993 | 207.1 | 3:38:20.077 |
| 73 | 1 | 2:01.167 | 36.051 | 49.139 | 35.977 | 207.9 | 3:40:21.244 |
| 74 | 1 | 2:01.495 | 36.193 | 49.362 | 35.940 | 207.5 | 3:42:22.739 |
| 75 | 1 | 2:03.454 | 36.255 | 49.071 | 38.128 | 209.1 | 3:44:26.193 |
| 76 | 1 | 2:02.643 | 36.407 | 49.870 | 36.366 | 206.7 | 3:46:28.836 |
| 77 | 1 | 2:02.241 | 36.203 | 49.745 | 36.293 | 206.7 | 3:48:31.077 |
| 78 | 1 | 2:01.698 | 36.311 | 49.156 | 36.231 | 206.3 | 3:50:32.775 |
| 79 | 1 | 2:02.027 | 36.289 | 49.581 | 36.157 | 207.1 | 3:52:34.802 |
| 80 | 1 | 2:01.854 | 36.218 | 49.370 | 36.266 | 206.7 | 3:54:36.656 |
| 81 | 1 | 2:01.616 | 36.126 | 49.366 | 36.124 | 207.5 | 3:56:38.272 |
| 82 | 1 | 2:02.042 | 36.095 | 49.499 | 36.448 | 207.1 | 3:58:40.314 |
| 83 | 1 | 2:02.051 | 36.294 | 49.387 | 36.370 | 208.7 | 4:00:42.365 |
| 84 | 1 | 2:01.824 | 36.242 | 49.160 | 36.422 | 211.9 | 4:02:44.189 |

**128** **GTDRIVE RACING TEAM** — MITJET, AM
1.Sebastien GINEYS
2.Maxence VAMECK

| Lap | D | Time | Sector 1 | Sector 2 | Sector 3 | T.Spd | Elapsed |
|---|---|---|---|---|---|---|---|
| 1 | 1 | 2:13.927 | 45.429 | 51.413 | 37.085 | | 2:13.927 |
| 2 | 1 | 2:06.071 | 36.717 | 50.416 | 38.938 | 206.7 | 4:19.998 |
| 3 | 1 | 2:03.237 | 36.774 | 49.895 | 36.568 | 206.3 | 6:23.235 |
| 4 | 1 | 2:02.294 | 36.226 | 49.861 | 36.207 | 208.3 | 8:25.529 |
| 5 | 1 | 2:03.415 | 36.443 | 50.361 | 36.611 | 211.1 | 10:28.944 |
| 6 | 1 | 2:03.091 | 36.456 | 49.960 | 36.675 | 212.3 | 12:32.035 |
| 7 | 1 | 2:04.568 | 37.173 | 50.780 | 36.615 | 205.1 | 14:36.603 |
| 8 | 1 | 2:03.885 | 36.810 | 50.327 | 36.748 | 209.1 | 16:40.488 |
| 9 | 1 | 2:03.978 | 36.630 | 50.378 | 36.970 | 207.9 | 18:44.466 |
| 10 | 1 | 2:03.814 | 36.925 | 50.039 | 36.850 | 207.9 | 20:48.280 |
| 11 | 1 | 2:09.445 | 37.301 | 53.169 | 38.975 | 210.7 | 22:57.725 |
| 12 | 1 | 2:33.872 | 38.477 | 52.909 | 1:02.486 | 196.2 | 25:31.597 |
| 13 | 1 | 3:19.801 | 1:04.654 | 1:18.380 | 56.767 | 85.5 | 28:51.398 |
| 14 | 1 | 2:31.192 | 1:02.043 | 51.830 | 37.319 | 99.7 | 31:22.590 |
| 15 | 1 | 2:02.915 | 36.779 | 49.870 | 36.266 | 207.1 | 33:25.505 |
| 16 | 1 | 2:03.032 | 36.192 | 49.870 | 36.970 | 210.7 | 35:28.537 |
| 17 | 1 | 2:03.079 | 36.380 | 49.951 | 36.748 | 207.1 | 37:31.616 |
| 18 | 1 | 2:03.203 | 36.369 | 49.853 | 36.981 | 207.5 | 39:34.819 |
| 19 | 1 | 2:02.217 | 36.362 | 49.563 | 36.292 | 205.1 | 41:37.036 |
| 20 | 1 | 4:23.985 B | 36.437 | 50.012 | 2:57.536 | 207.5 | 46:01.021 |
| 21 | 1 | 4:58.401 | 3:25.109 | 54.084 | 39.208 | 140.8 | 50:59.422 |
| 22 | 1 | 2:10.152 | 38.727 | 53.088 | 38.337 | 202.8 | 53:09.574 |
| 23 | 1 | 2:08.552 | 37.962 | 52.185 | 38.405 | 203.2 | 55:18.126 |
| 24 | 1 | 2:07.289 | 37.576 | 51.832 | 37.881 | 202.1 | 57:25.415 |
| 25 | 1 | 2:06.810 | 37.438 | 51.616 | 37.756 | 202.1 | 59:32.225 |
| 26 | 1 | 2:06.834 | 37.768 | 51.514 | 37.552 | 202.5 | 1:01:39.059 |
| 27 | 1 | 2:06.878 | 37.734 | 51.379 | 37.765 | 202.5 | 1:03:45.937 |
| 28 | 1 | 2:18.099 | 37.450 | 50.991 | 49.658 | 202.1 | 1:06:04.036 |
| 29 | 1 | 2:07.141 | 38.001 | 51.494 | 37.646 | 203.6 | 1:08:11.177 |
| 30 | 1 | 2:06.743 | 37.561 | 51.763 | 37.419 | 204.4 | 1:10:17.920 |
| 31 | 1 | 2:09.221 | 37.822 | 52.431 | 38.968 | 205.1 | 1:12:27.141 |
| 32 | 1 | 2:09.803 | 39.166 | 52.307 | 38.330 | 194.1 | 1:14:36.944 |
| 33 | 1 | 4:06.223 B | 38.593 | 54.933 | 2:32.697 | 193.8 | 1:18:43.167 |
| 34 | 1 | 5:25.048 | 3:56.634 | 51.398 | 37.016 | 142.7 | 1:24:08.215 |
| 35 | 1 | 2:05.719 | 37.558 | 50.722 | 37.439 | 201.0 | 1:26:13.934 |
| 36 | 1 | 2:02.812 | 36.414 | 49.898 | 36.500 | 205.1 | 1:28:16.746 |
| 37 | 1 | 2:02.101 | 36.432 | 49.418 | 36.251 | 204.7 | 1:30:18.847 |
| 38 | 1 | 2:04.412 | 36.333 | 50.617 | 37.462 | 205.9 | 1:32:23.259 |
| 39 | 1 | 2:54.247 | 38.848 | 1:09.619 | 1:05.780 | 204.7 | 1:35:17.506 |
| 40 | 1 | 3:03.092 | 1:12.073 | 1:07.722 | 43.297 | 103.0 | 1:38:20.598 |
| 41 | 1 | 2:22.759 | 45.466 | 53.858 | 43.435 | 150.2 | 1:40:43.357 |
| 42 | 1 | 2:06.242 | 38.216 | 49.651 | 38.375 | 208.7 | 1:42:49.599 |
| 43 | 1 | 2:04.354 | 36.426 | 50.238 | 37.690 | 208.3 | 1:44:53.953 |
| 44 | 1 | 2:03.356 | 36.468 | 50.575 | 36.313 | 207.1 | 1:46:57.309 |
| 45 | 1 | 2:04.426 | 36.295 | 51.412 | 36.719 | 211.1 | 1:49:01.735 |
| 46 | 1 | 2:01.959 | 36.515 | 49.385 | 36.059 | 206.3 | 1:51:03.694 |
| 47 | 1 | 2:01.854 | 36.279 | 49.280 | 36.295 | 206.7 | 1:53:05.548 |
| 48 | 1 | 2:01.333 | 35.957 | 49.447 | 35.929 | 209.5 | 1:55:06.881 |
| 49 | 1 | 2:02.172 | 36.258 | 49.525 | 36.389 | 210.7 | 1:57:09.053 |
| 50 | 1 | 2:02.873 | 36.423 | 50.305 | 36.145 | 204.7 | 1:59:11.926 |
| 51 | 1 | 2:03.493 | 36.272 | 50.059 | 37.162 | 207.9 | 2:01:15.419 |
| 52 | 1 | 3:55.913 B | 36.433 | 50.510 | 2:28.970 | 205.1 | 2:05:11.332 |
| 53 | 1 | 5:23.752 | 3:51.037 | 53.842 | 38.873 | 140.5 | 2:10:35.084 |
| 54 | 1 | 2:09.172 | 37.900 | 52.862 | 38.410 | 202.5 | 2:12:44.256 |
| 55 | 1 | 2:07.680 | 37.991 | 51.935 | 37.754 | 201.3 | 2:14:51.936 |
| 56 | 1 | 2:15.252 | 39.780 | 55.271 | 40.201 | 179.1 | 2:17:07.188 |
| 57 | 1 | 2:12.610 | 39.408 | 53.394 | 39.808 | 193.5 | 2:19:19.798 |
| 58 | 1 | 3:02.480 | 54.899 | 1:19.430 | 48.151 | 123.8 | 2:22:22.278 |
| 59 | 1 | 2:36.705 | 46.338 | 57.743 | 52.624 | 131.5 | 2:24:58.983 |
| 60 | 1 | 2:10.044 | 38.685 | 52.992 | 38.367 | 209.9 | 2:27:09.027 |
| 61 | 1 | 2:07.518 | 37.708 | 52.052 | 37.758 | 206.3 | 2:29:16.545 |
| 62 | 1 | 2:07.426 | 38.314 | 51.475 | 37.637 | 206.7 | 2:31:23.971 |
| 63 | 1 | 3:49.883 B | 37.500 | 51.403 | 2:20.980 | 204.7 | 2:35:13.854 |
| 64 | 1 | 5:32.142 | 4:04.689 | 50.860 | 36.593 | 142.9 | 2:40:45.996 |
| 65 | 1 | 2:03.069 | 36.838 | 49.825 | 36.406 | 201.7 | 2:42:49.065 |
| 66 | 1 | 2:03.132 | 36.697 | 50.221 | 36.214 | 202.5 | 2:44:52.197 |
| 67 | 1 | 2:03.300 | 37.060 | 49.836 | 36.404 | 203.2 | 2:46:55.497 |
| 68 | 1 | 2:02.342 | 36.747 | 49.366 | 36.229 | 203.6 | 2:48:57.839 |
| 69 | 1 | 2:02.539 | 36.687 | 49.555 | 36.297 | 204.0 | 2:51:00.378 |
| 70 | 1 | 2:02.286 | 36.677 | 49.414 | 36.195 | 205.1 | 2:53:02.664 |
| 71 | 1 | 2:06.308 | 36.945 | 51.645 | 37.718 | 207.9 | 2:55:08.972 |
| 72 | 1 | 2:11.516 | 38.369 | 50.585 | 42.562 | 198.0 | 2:57:20.488 |
| 73 | 1 | 2:35.376 | 57.316 | 59.202 | 38.858 | 117.2 | 2:59:55.864 |
| 74 | 1 | 2:04.042 | 37.108 | 50.207 | 36.727 | 208.7 | 3:01:59.906 |
| 75 | 1 | 2:03.513 | 36.625 | 49.775 | 37.113 | 210.7 | 3:04:03.419 |
| 76 | 1 | 2:03.448 | 36.911 | 49.530 | 37.007 | 209.5 | 3:06:06.867 |
| 77 | 1 | 2:02.864 | 36.434 | 49.704 | 36.726 | 208.3 | 3:08:09.731 |
| 78 | 1 | 2:02.377 | 36.405 | 49.763 | 36.209 | 205.5 | 3:10:12.108 |
| 79 | 1 | 2:01.919 | 36.472 | 49.356 | 36.091 | 204.7 | 3:12:14.027 |
| 80 | 1 | 2:02.008 | 36.490 | 49.419 | 36.099 | 205.5 | 3:14:16.035 |
| 81 | 1 | 2:01.846 | 36.297 | 49.497 | 36.052 | 206.3 | 3:16:17.881 |

# MITJET
## CIRCUIT DE BARCELONA-CATALUNYA
## Carrera

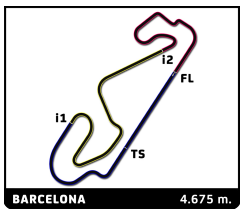


## Sector Analysis

__ Invalidated Lap  Personal Best  Session Best  **B** Crossing the pit lane

| Lap | D | Time | Sector 1 | Sector 2 | Sector 3 | T.Spd | Elapsed |
|---|---|---|---|---|---|---|---|
| 82 | 1 | 2:01.990 | 36.300 | 49.594 | 36.096 | 205.1 | 3:18:19.871 |
| 83 | 1 | 2:01.527 | 36.280 | 49.453 | 35.794 | 205.9 | 3:20:21.398 |
| 84 | 1 | 2:02.252 | 36.502 | 49.430 | 36.320 | 206.3 | 3:22:23.650 |
| 85 | 1 | 2:03.096 | 37.062 | 49.519 | 36.515 | 207.9 | 3:24:26.746 |
| 86 | 1 | 3:54.942 B | 36.893 | 49.825 | 2:28.224 | 202.1 | 3:28:21.688 |
| 87 | 1 | 5:20.131 | 3:48.712 | 53.361 | 38.058 | 145.5 | 3:33:41.819 |
| 88 | 1 | 2:09.382 | 38.841 | 52.491 | 38.050 | 203.6 | 3:35:51.201 |
| 89 | 1 | 2:08.639 | 38.195 | 52.387 | 38.057 | 204.4 | 3:37:59.840 |
| 90 | 1 | 2:09.073 | 38.472 | 52.627 | 37.974 | 204.4 | 3:40:08.913 |
| 91 | 1 | 2:07.158 | 38.009 | 51.573 | 37.576 | 205.5 | 3:42:16.071 |
| 92 | 1 | 2:08.068 | 37.550 | 53.061 | 37.457 | 205.9 | 3:44:24.139 |
| 93 | 1 | 2:07.074 | 37.677 | 51.589 | 37.808 | 205.9 | 3:46:31.213 |
| 94 | 1 | 2:06.828 | 37.716 | 51.879 | 37.233 | 204.7 | 3:48:38.041 |
| 95 | 1 | 2:06.957 | 37.494 | 51.727 | 37.736 | 205.1 | 3:50:44.998 |
| 96 | 1 | 2:06.547 | 37.616 | 51.366 | 37.565 | 203.6 | 3:52:51.545 |
| 97 | 1 | 2:04.852 | 37.050 | 50.780 | 37.022 | 209.9 | 3:54:56.397 |
| 98 | 1 | 2:06.272 | 37.212 | 51.301 | 37.759 | 206.3 | 3:57:02.669 |
| 99 | 1 | 2:07.048 | 37.473 | 51.840 | 37.735 | 204.4 | 3:59:09.717 |
| 100 | 1 | 2:09.831 | 37.865 | 52.142 | 39.824 | 204.4 | 4:01:19.548 |

**245** **JBJ RACING** MITJET PRO/AM
1.Povilas JANKAVICIUS
2.Jesper B. JENSEN

| Lap | D | Time | Sector 1 | Sector 2 | Sector 3 | T.Spd | Elapsed |
|---|---|---|---|---|---|---|---|
| 1 | 1 | 2:06.783 | 41.102 | 49.573 | 36.108 | | 2:06.783 |
| 2 | 1 | 2:01.318 | 35.892 | 49.462 | 35.964 | 211.9 | 4:08.101 |
| 3 | 1 | 2:00.806 | 35.953 | 49.065 | 35.788 | 206.7 | 6:08.907 |
| 4 | 1 | 2:00.891 | 36.013 | 48.997 | 35.881 | 206.3 | 8:09.798 |
| 5 | 1 | 2:00.836 | 36.119 | 48.995 | 35.722 | 205.9 | 10:10.634 |
| 6 | 1 | 2:00.866 | 36.067 | 49.068 | 35.731 | 205.1 | 12:11.500 |
| 7 | 1 | 2:00.866 | 36.070 | 48.915 | 35.881 | 205.9 | 14:12.366 |
| 8 | 1 | 2:01.018 | 36.051 | 49.057 | 35.910 | 206.3 | 16:13.384 |
| 9 | 1 | 2:00.880 | 36.209 | 48.953 | 35.718 | 207.5 | 18:14.264 |
| 10 | 1 | 2:01.117 | 36.230 | 49.146 | 35.741 | 205.9 | 20:15.381 |
| 11 | 1 | 2:02.173 | 36.015 | 49.284 | 36.874 | 205.9 | 22:17.554 |
| 12 | 1 | 3:00.679 | 42.367 | 1:16.658 | 1:01.654 | 204.7 | 25:18.233 |
| 13 | 1 | 3:20.545 | 1:04.812 | 1:19.014 | 56.719 | 99.4 | 28:38.778 |
| 14 | 1 | 2:34.069 | 1:00.583 | 52.870 | 40.616 | 99.5 | 31:12.847 |
| 15 | 1 | 2:00.371 | 36.073 | 48.728 | 35.570 | 203.2 | 33:13.218 |
| 16 | 1 | 2:00.175 | 35.908 | 48.679 | 35.588 | 203.6 | 35:13.393 |
| 17 | 1 | 2:00.434 | 35.948 | 48.810 | 35.676 | 204.4 | 37:13.827 |
| 18 | 1 | 2:00.559 | 35.981 | 48.832 | 35.746 | 204.0 | 39:14.386 |
| 19 | 1 | 2:00.714 | 35.970 | 48.941 | 35.803 | 204.0 | 41:15.100 |
| 20 | 1 | 2:00.987 | 36.147 | 49.094 | 35.746 | 204.0 | 43:16.087 |
| 21 | 1 | 2:01.002 | 36.156 | 49.069 | 35.777 | 204.4 | 45:17.089 |
| 22 | 1 | 4:06.803 B | 36.125 | 49.119 | 2:41.559 | 205.5 | 49:23.892 |
| 23 | 1 | 4:58.293 | 3:30.985 | 50.948 | 36.360 | 146.1 | 54:22.185 |
| 24 | 1 | 2:02.460 | 36.314 | 50.019 | 36.127 | 205.1 | 56:24.645 |
| 25 | 1 | 2:02.454 | 36.883 | 49.576 | 35.995 | 203.6 | 58:27.099 |
| 26 | 1 | 2:02.537 | 36.485 | 49.398 | 36.654 | 208.7 | 1:00:29.636 |
| 27 | 1 | 2:01.824 | 36.133 | 49.684 | 36.007 | 211.1 | 1:02:31.460 |
| 28 | 1 | 2:02.314 | 36.205 | 49.710 | 36.399 | 208.7 | 1:04:33.774 |
| 29 | 1 | 2:02.761 | 36.394 | 49.630 | 36.737 | 206.7 | 1:06:36.535 |
| 30 | 1 | 2:02.479 | 36.534 | 49.862 | 36.083 | 205.5 | 1:08:39.014 |
| 31 | 1 | 2:02.328 | 36.347 | 49.857 | 36.124 | 207.5 | 1:10:41.342 |
| 32 | 1 | 2:02.236 | 36.411 | 49.913 | 35.912 | 205.5 | 1:12:43.578 |
| 33 | 1 | 2:02.326 | 36.656 | 49.572 | 36.098 | 205.1 | 1:14:45.904 |
| 34 | 1 | 2:02.268 | 36.248 | 49.494 | 36.526 | 205.5 | 1:16:48.172 |
| 35 | 1 | 2:01.694 | 36.142 | 49.414 | 36.138 | 205.1 | 1:18:49.866 |
| 36 | 1 | 2:01.445 | 36.013 | 49.304 | 36.128 | 206.3 | 1:20:51.311 |
| 37 | 1 | 3:50.915 B | 36.153 | 49.519 | 2:25.243 | 205.5 | 1:24:42.226 |
| 38 | 1 | 5:14.271 | 3:49.156 | 49.246 | 35.869 | 145.9 | 1:29:56.497 |
| 39 | 1 | 2:01.489 | 36.139 | 49.225 | 36.125 | 205.9 | 1:31:57.986 |
| 40 | 1 | 3:13.840 | 39.548 | 1:28.190 | 1:06.102 | 207.5 | 1:35:11.826 |
| 41 | 1 | 3:04.286 | 1:12.163 | 1:08.655 | 43.468 | 83.9 | 1:38:16.112 |
| 42 | 1 | 2:22.699 | 41.100 | 56.012 | 45.587 | 164.2 | 1:40:38.811 |
| 43 | 1 | 2:00.880 | 36.054 | 49.091 | 35.735 | 210.3 | 1:42:39.691 |
| 44 | 1 | 2:00.899 | 36.323 | 48.885 | 35.691 | 208.7 | 1:44:40.590 |
| 45 | 1 | 2:00.785 | 36.056 | 48.842 | 35.887 | 210.7 | 1:46:41.375 |
| 46 | 1 | 2:00.439 | 35.852 | 48.880 | 35.707 | 208.7 | 1:48:41.814 |
| 47 | 1 | 2:00.478 | 35.850 | 48.883 | 35.745 | 209.1 | 1:50:42.292 |
| 48 | 1 | 2:00.971 | 36.024 | 49.131 | 35.816 | 206.3 | 1:52:43.263 |
| 49 | 1 | 2:01.001 | 36.154 | 49.039 | 35.808 | 205.5 | 1:54:44.264 |
| 50 | 1 | 2:00.904 | 36.076 | 48.997 | 35.831 | 205.9 | 1:56:45.168 |
| 51 | 1 | 2:00.825 | 36.170 | 48.839 | 35.816 | 205.1 | 1:58:45.993 |
| 52 | 1 | 2:00.888 | 36.124 | 48.915 | 35.849 | 204.7 | 2:00:46.881 |
| 53 | 1 | 2:00.744 | 36.054 | 48.954 | 35.736 | 205.5 | 2:02:47.625 |
| 54 | 1 | 2:00.441 | 35.852 | 48.824 | 35.765 | 205.9 | 2:04:48.066 |
| 55 | 1 | 3:52.649 B | 36.078 | 49.038 | 2:27.533 | 210.3 | 2:08:40.715 |
| 56 | 1 | 5:11.884 | 3:45.161 | 50.367 | 36.356 | 146.5 | 2:13:52.599 |
| 57 | 1 | 2:07.770 | 36.299 | 50.847 | 40.624 | 206.7 | 2:16:00.369 |
| 58 | 1 | 3:02.730 | 44.546 | 1:17.088 | 1:01.096 | 183.6 | 2:19:03.099 |
| 59 | 1 | 3:14.214 | 1:05.263 | 1:18.505 | 50.446 | 87.8 | 2:22:17.313 |
| 60 | 1 | 2:35.669 | 41.183 | 1:02.179 | 52.307 | 157.1 | 2:24:52.982 |
| 61 | 1 | 2:02.142 | 36.649 | 49.449 | 36.044 | 209.5 | 2:26:55.124 |
| 62 | 1 | 2:01.859 | 36.311 | 49.549 | 35.999 | 207.5 | 2:28:56.983 |
| 63 | 1 | 2:01.507 | 36.201 | 49.449 | 35.857 | 206.3 | 2:30:58.490 |
| 64 | 1 | 2:01.536 | 36.142 | 49.346 | 36.048 | 205.5 | 2:33:00.026 |
| 65 | 1 | 2:01.828 | 36.598 | 49.261 | 35.969 | 202.8 | 2:35:01.854 |
| 66 | 1 | 2:01.220 | 35.992 | 49.385 | 35.843 | 209.9 | 2:37:03.074 |
| 67 | 1 | 2:01.602 | 36.020 | 49.505 | 36.077 | 211.1 | 2:39:04.676 |
| 68 | 1 | 2:02.363 | 36.625 | 49.713 | 36.025 | 210.3 | 2:41:07.039 |
| 69 | 1 | 2:01.863 | 36.516 | 49.449 | 35.898 | 205.1 | 2:43:08.902 |
| 70 | 1 | 2:01.085 | 36.077 | 49.206 | 35.802 | 205.5 | 2:45:09.987 |
| 71 | 1 | 3:55.540 B | 36.173 | 49.323 | 2:30.044 | 205.5 | 2:49:05.527 |
| 72 | 1 | 5:12.636 | 3:43.528 | 49.605 | 39.503 | 147.5 | 2:54:18.163 |
| 73 | 1 | 2:53.724 | 40.372 | 1:16.430 | 56.922 | 195.2 | 2:57:11.887 |
| 74 | 1 | 2:38.163 | 57.816 | 59.894 | 40.453 | 107.4 | 2:59:50.050 |
| 75 | 1 | 2:03.539 | 37.481 | 49.944 | 36.114 | 207.9 | 3:01:53.589 |
| 76 | 1 | 2:01.021 | 36.048 | 49.071 | 35.902 | 206.3 | 3:03:54.610 |
| 77 | 1 | 2:01.462 | 36.055 | 49.133 | 36.274 | 207.1 | 3:05:56.072 |
| 78 | 1 | 2:02.157 | 37.250 | 49.106 | 35.801 | 201.7 | 3:07:58.229 |
| 79 | 1 | 2:00.612 | 35.926 | 48.841 | 35.845 | 206.3 | 3:09:58.841 |
| 80 | 1 | 2:00.594 | 35.999 | 48.881 | 35.714 | 205.9 | 3:11:59.435 |
| 81 | 1 | 2:00.589 | 36.098 | 48.850 | 35.641 | 204.7 | 3:14:00.024 |
| 82 | 1 | 2:00.898 | 36.027 | 48.929 | 35.942 | 205.9 | 3:16:00.922 |
| 83 | 1 | 2:01.174 | 36.079 | 49.081 | 36.014 | 205.1 | 3:18:02.096 |
| 84 | 1 | 2:01.184 | 36.185 | 49.121 | 35.878 | 205.1 | 3:20:03.280 |
| 85 | 1 | 2:01.501 | 36.662 | 49.120 | 35.719 | 205.1 | 3:22:04.781 |
| 86 | 1 | 2:01.461 | 36.381 | 49.131 | 35.949 | 205.9 | 3:24:06.242 |
| 87 | 1 | 2:01.086 | 36.285 | 48.959 | 35.842 | 205.1 | 3:26:07.328 |
| 88 | 1 | 3:35.153 B | 36.021 | 49.257 | 2:09.875 | 209.1 | 3:29:42.481 |
| 89 | 1 | 5:29.957 | 4:04.723 | 49.201 | 36.033 | 147.7 | 3:35:12.438 |
| 90 | 1 | 2:00.785 | 35.780 | 49.223 | 35.782 | 209.5 | 3:37:13.223 |
| 91 | 1 | 2:00.979 | 35.908 | 49.205 | 35.866 | 209.1 | 3:39:14.202 |
| 92 | 1 | 2:00.713 | 35.997 | 48.984 | 35.732 | 207.9 | 3:41:14.915 |
| 93 | 1 | 2:00.578 | 35.970 | 48.892 | 35.716 | 207.9 | 3:43:15.493 |

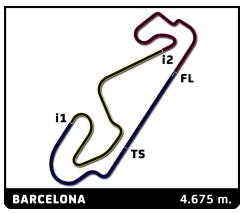


# MITJET
## CIRCUIT DE BARCELONA-CATALUNYA
## Carrera

## Sector Analysis

__ Invalidated Lap  Personal Best  Session Best  **B** Crossing the pit lane

| Lap | D | Time | Sector 1 | Sector 2 | Sector 3 | T.Spd | Elapsed |
|---|---|---|---|---|---|---|---|
| 94 | 1 | 2:00.839 | 35.773 | 48.961 | 36.105 | 209.1 | 3:45:16.332 |
| 95 | 1 | 2:00.752 | 35.951 | 48.946 | 35.855 | 207.5 | 3:47:17.084 |
| 96 | 1 | 2:00.303 | 35.891 | 48.702 | 35.710 | 207.9 | 3:49:17.387 |
| 97 | 1 | 2:00.454 | 35.950 | 48.770 | 35.734 | 208.3 | 3:51:17.841 |
| 98 | 1 | 2:00.271 | 35.796 | 48.765 | 35.710 | 209.5 | 3:53:18.112 |
| 99 | 1 | 2:00.102 | 35.730 | 48.598 | 35.774 | 210.3 | 3:55:18.214 |
| 100 | 1 | 2:00.545 | 35.799 | 49.127 | 35.619 | 211.5 | 3:57:18.759 |
| 101 | 1 | 2:00.004 | 35.684 | 48.711 | 35.609 | 210.3 | 3:59:18.763 |
| 102 | 1 | 2:00.321 | 35.683 | 48.618 | 36.020 | 211.5 | 4:01:19.084 |

**888** **MV2S RACING** MITJET PRO
1.Tim MERIEUX
2.Kimi MERIEUX

| Lap | D | Time | Sector 1 | Sector 2 | Sector 3 | T.Spd | Elapsed |
|---|---|---|---|---|---|---|---|
| 1 | 1 | 2:11.735 | 44.229 | 50.417 | 37.089 | | 2:11.735 |
| 2 | 1 | 2:01.892 | 36.040 | 50.017 | 35.835 | 208.7 | 4:13.627 |
| 3 | 1 | 2:00.915 | 35.851 | 49.229 | 35.835 | 214.9 | 6:14.542 |
| 4 | 1 | 2:00.636 | 35.822 | 48.883 | 35.931 | 212.3 | 8:15.178 |
| 5 | 1 | 2:00.454 | 35.674 | 48.917 | 35.863 | 209.5 | 10:15.632 |
| 6 | 1 | 2:00.551 | 35.963 | 48.894 | 35.694 | 204.7 | 12:16.183 |
| 7 | 1 | 2:00.514 | 35.821 | 48.897 | 35.796 | 206.7 | 14:16.697 |
| 8 | 1 | 2:00.090 | 35.723 | 48.801 | 35.566 | 207.5 | 16:16.787 |
| 9 | 1 | 2:00.540 | 35.926 | 48.925 | 35.689 | 207.9 | 18:17.327 |
| 10 | 1 | 2:00.026 | 35.617 | 48.706 | 35.703 | 208.7 | 20:17.353 |
| 11 | 1 | 2:00.878 | 35.722 | 48.792 | 36.364 | 209.9 | 22:18.231 |
| 12 | 1 | 3:02.114 | 43.484 | 1:16.148 | 1:02.482 | 197.3 | 25:20.345 |
| 13 | 1 | 3:20.231 | 1:04.524 | 1:18.594 | 57.113 | 102.0 | 28:40.576 |
| 14 | 1 | 4:35.995 B | 1:00.380 | 52.648 | 2:42.967 | 89.5 | 33:16.571 |
| 15 | 1 | 5:04.434 | 3:39.197 | 49.380 | 35.857 | 143.2 | 38:21.005 |
| 16 | 1 | 2:00.619 | 35.896 | 48.947 | 35.776 | 207.5 | 40:21.624 |
| 17 | 1 | 2:00.483 | 35.722 | 48.945 | 35.816 | 208.3 | 42:22.107 |
| 18 | 1 | 2:00.381 | 35.691 | 48.999 | 35.691 | 207.5 | 44:22.488 |
| 19 | 1 | 2:00.637 | 35.807 | 48.986 | 35.844 | 208.7 | 46:23.125 |
| 20 | 1 | 2:01.756 | 35.813 | 49.575 | 36.368 | 210.7 | 48:24.881 |
| 21 | 1 | 2:01.060 | 35.958 | 49.292 | 35.810 | 209.5 | 50:25.941 |
| 22 | 1 | 2:00.457 | 35.922 | 48.871 | 35.664 | 207.9 | 52:26.398 |
| 23 | 1 | 2:00.094 | 35.525 | 48.775 | 35.794 | 215.3 | 54:26.492 |
| 24 | 1 | 2:00.809 | 36.204 | 48.932 | 35.673 | 210.7 | 56:27.301 |
| 25 | 1 | 2:00.019 | 35.625 | 48.504 | 35.890 | 208.7 | 58:27.320 |
| 26 | 1 | 1:59.996 | 35.727 | 48.808 | 35.461 | 211.5 | 1:00:27.316 |
| 27 | 1 | 1:59.667 | 35.610 | 48.618 | 35.439 | 209.5 | 1:02:26.983 |
| 28 | 1 | 1:59.668 | 35.633 | 48.463 | 35.572 | 209.1 | 1:04:26.651 |
| 29 | 1 | 1:59.743 | 35.666 | 48.614 | 35.463 | 211.5 | 1:06:26.394 |
| 30 | 1 | 1:59.707 | 35.543 | 48.665 | 35.499 | 210.7 | 1:08:26.101 |
| 31 | 1 | 1:59.648 | 35.550 | 48.631 | 35.467 | 211.9 | 1:10:25.749 |
| 32 | 1 | 4:27.324 B | 35.447 | 48.680 | 3:03.197 | 213.2 | 1:14:53.073 |
| 33 | 1 | 4:39.914 | 3:14.208 | 49.622 | 36.084 | 148.5 | 1:19:32.987 |
| 34 | 1 | 2:01.138 | 36.097 | 49.136 | 35.905 | 204.4 | 1:21:34.125 |
| 35 | 1 | 2:00.670 | 35.825 | 48.953 | 35.892 | 205.9 | 1:23:34.795 |
| 36 | 1 | 2:00.719 | 35.866 | 49.174 | 35.679 | 206.7 | 1:25:35.514 |
| 37 | 1 | 2:00.341 | 35.975 | 48.745 | 35.621 | 205.5 | 1:27:35.855 |
| 38 | 1 | 2:00.112 | 35.848 | 48.729 | 35.535 | 205.9 | 1:29:35.967 |
| 39 | 1 | 2:00.909 | 35.960 | 49.039 | 35.910 | 207.9 | 1:31:36.876 |
| 40 | 1 | 3:31.375 | 54.821 | 1:30.187 | 1:06.367 | 167.0 | 1:35:08.251 |
| 41 | 1 | 3:04.647 | 1:11.184 | 1:09.784 | 43.679 | 82.1 | 1:38:12.898 |
| 42 | 1 | 2:23.077 | 41.399 | 56.061 | 45.617 | 190.1 | 1:40:35.975 |
| 43 | 1 | 2:00.742 | 36.149 | 48.853 | 35.740 | 203.2 | 1:42:36.717 |
| 44 | 1 | 2:00.330 | 35.944 | 48.707 | 35.679 | 205.1 | 1:44:37.047 |
| 45 | 1 | 2:00.298 | 35.875 | 48.777 | 35.646 | 205.1 | 1:46:37.345 |
| 46 | 1 | 1:59.952 | 35.684 | 48.524 | 35.744 | 206.3 | 1:48:37.297 |
| 47 | 1 | 3:49.263 B | 35.901 | 48.856 | 2:24.506 | 205.9 | 1:52:26.560 |
| 48 | 1 | 5:19.482 | 3:54.036 | 49.271 | 36.175 | 147.5 | 1:57:46.042 |
| 49 | 1 | 2:00.873 | 36.039 | 49.156 | 35.678 | 206.7 | 1:59:46.915 |
| 50 | 1 | 2:00.122 | 35.807 | 48.820 | 35.495 | 208.7 | 2:01:47.037 |
| 51 | 1 | 1:59.944 | 35.519 | 48.655 | 35.770 | 211.5 | 2:03:46.981 |
| 52 | 1 | 2:00.564 | 35.864 | 49.055 | 35.645 | 208.7 | 2:05:47.545 |
| 53 | 1 | 2:00.730 | 35.665 | 48.818 | 36.247 | 208.7 | 2:07:48.275 |
| 54 | 1 | 2:00.486 | 35.977 | 48.987 | 35.522 | 208.3 | 2:09:48.761 |
| 55 | 1 | 2:00.228 | 35.708 | 48.780 | 35.740 | 208.3 | 2:11:48.989 |
| 56 | 1 | 2:01.842 | 37.000 | 49.179 | 35.663 | 208.7 | 2:13:50.831 |
| 57 | 1 | 2:08.630 | 36.004 | 52.036 | 40.590 | 207.5 | 2:15:59.461 |
| 58 | 1 | 3:01.798 | 44.189 | 1:17.040 | 1:00.569 | 184.6 | 2:19:01.259 |
| 59 | 1 | 3:14.568 | 1:05.944 | 1:18.617 | 50.007 | 89.3 | 2:22:15.827 |
| 60 | 1 | 2:36.968 | 41.979 | 1:02.420 | 52.569 | 146.1 | 2:24:52.795 |
| 61 | 1 | 2:00.918 | 36.412 | 49.004 | 35.502 | 207.1 | 2:26:53.713 |
| 62 | 1 | 2:00.181 | 35.731 | 48.991 | 35.459 | 207.9 | 2:28:53.894 |
| 63 | 1 | 2:00.048 | 35.666 | 48.791 | 35.591 | 207.9 | 2:30:53.942 |
| 64 | 1 | 3:37.979 B | 36.073 | 48.928 | 2:12.978 | 205.9 | 2:34:31.921 |
| 65 | 1 | 5:26.599 | 4:01.137 | 49.635 | 35.827 | 147.5 | 2:39:58.520 |
| 66 | 1 | 2:00.517 | 35.815 | 49.119 | 35.583 | 208.7 | 2:41:59.037 |
| 67 | 1 | 2:01.676 | 37.052 | 49.050 | 35.574 | 213.2 | 2:44:00.713 |
| 68 | 1 | 2:00.135 | 35.779 | 48.837 | 35.519 | 206.7 | 2:46:00.848 |
| 69 | 1 | 2:00.401 | 35.859 | 48.966 | 35.576 | 207.1 | 2:48:01.249 |
| 70 | 1 | 2:00.403 | 35.846 | 48.844 | 35.713 | 207.5 | 2:50:01.652 |
| 71 | 1 | 2:00.411 | 36.097 | 48.776 | 35.538 | 207.9 | 2:52:02.063 |
| 72 | 1 | 2:02.403 | 35.775 | 49.067 | 37.561 | 207.9 | 2:54:04.466 |
| 73 | 1 | 3:06.406 | 48.233 | 1:19.980 | 58.193 | 175.4 | 2:57:10.872 |
| 74 | 1 | 2:37.022 | 57.355 | 59.990 | 39.677 | 101.3 | 2:59:47.894 |
| 75 | 1 | 2:00.347 | 35.760 | 48.989 | 35.598 | 210.7 | 3:01:48.241 |
| 76 | 1 | 2:00.455 | 35.731 | 49.037 | 35.687 | 211.9 | 3:03:48.696 |
| 77 | 1 | 2:00.373 | 35.750 | 48.895 | 35.728 | 208.7 | 3:05:49.069 |
| 78 | 1 | 2:00.210 | 35.796 | 48.990 | 35.424 | 209.9 | 3:07:49.279 |
| 79 | 1 | 2:01.539 | 35.678 | 49.786 | 36.075 | 210.3 | 3:09:50.818 |
| 80 | 1 | 3:53.743 B | 36.118 | 50.097 | 2:27.528 | 203.6 | 3:13:44.561 |
| 81 | 1 | 5:11.833 | 3:46.109 | 49.565 | 36.159 | 147.9 | 3:18:56.394 |
| 82 | 1 | 2:01.483 | 36.089 | 49.451 | 35.943 | 205.9 | 3:20:57.877 |
| 83 | 1 | 2:01.118 | 36.029 | 49.209 | 35.880 | 206.7 | 3:22:58.995 |
| 84 | 1 | 2:01.312 | 35.989 | 49.315 | 36.008 | 207.1 | 3:25:00.307 |
| 85 | 1 | 2:01.443 | 35.975 | 49.391 | 36.077 | 207.1 | 3:27:01.750 |
| 86 | 1 | 2:01.707 | 36.608 | 49.002 | 36.097 | 208.7 | 3:29:03.457 |
| 87 | 1 | 2:02.029 | 36.785 | 49.247 | 35.997 | 209.5 | 3:31:05.486 |
| 88 | 1 | 2:01.215 | 35.997 | 49.315 | 35.903 | 206.7 | 3:33:06.701 |
| 89 | 1 | 2:01.104 | 36.011 | 49.162 | 35.931 | 206.3 | 3:35:07.805 |
| 90 | 1 | 2:01.352 | 36.001 | 49.035 | 36.316 | 207.1 | 3:37:09.157 |
| 91 | 1 | 2:00.890 | 35.907 | 49.119 | 35.864 | 207.5 | 3:39:10.047 |
| 92 | 1 | 2:01.076 | 35.956 | 49.248 | 35.872 | 207.9 | 3:41:11.123 |
| 93 | 1 | 2:00.767 | 35.835 | 49.062 | 35.870 | 208.7 | 3:43:11.890 |
| 94 | 1 | 2:00.878 | 35.932 | 49.055 | 35.891 | 205.9 | 3:45:12.768 |
| 95 | 1 | 2:01.044 | 35.984 | 49.159 | 35.901 | 205.9 | 3:47:13.812 |
| 96 | 1 | 2:00.697 | 35.954 | 48.970 | 35.773 | 205.9 | 3:49:14.509 |
| 97 | 1 | 2:00.626 | 35.814 | 48.984 | 35.828 | 207.1 | 3:51:15.135 |
| 98 | 1 | 2:00.304 | 35.845 | 48.797 | 35.662 | 207.5 | 3:53:15.439 |
| 99 | 1 | 2:00.540 | 36.059 | 48.827 | 35.654 | 208.3 | 3:55:15.979 |
| 100 | 1 | 2:01.384 | 36.502 | 49.148 | 35.734 | 209.5 | 3:57:17.363 |
| 101 | 1 | 2:00.499 | 35.796 | 48.966 | 35.737 | 207.9 | 3:59:17.862 |
| 102 | 1 | 2:00.764 | 35.784 | 48.952 | 36.028 | 207.9 | 4:01:18.626 |