

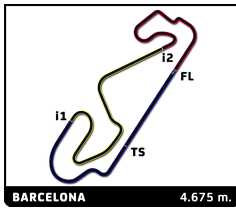
MOTOPARK TEST

CIRCUIT DE BARCELONA CATALUNYA - 16-20 DECEMBER

Day 1 - Session 3 - Group 1

Sector Analysis

_ Invalidated Lap							■ Personal Best	■ Session Best	B Crossing the pit lane				
Lap	Time	Sector 1	Sector 2	Sector 3	T.Spd	Elapsed	Lap	Time	Sector 1	Sector 2	Sector 3	T.Spd	Elapsed
1	Rafael PERARD Feed Racing F4						7	1:45.209	31.231	42.919	31.059	231.8	13:37.741
1	2:31.582	57.605	55.344	38.633	135.9	2:31.582	8	1:45.252	31.194	42.986	31.072	232.3	15:22.993
2	2:01.781	37.691	49.992	34.098	192.1	4:33.363	9	1:45.418	31.363	42.939	31.116	229.9	17:08.411
3	1:50.182	32.555	45.382	32.245	229.9	6:23.545	10	2:02.092 B	31.830	45.424	44.838	230.8	19:10.503
4	1:46.935	31.857	43.633	31.445	230.3	8:10.480	11	3:25.154	2:09.373	44.171	31.610	137.8	22:35.657
5	1:46.916	31.746	43.744	31.426	232.3	9:57.396	12	1:45.475	31.476	42.913	31.086	229.9	24:21.132
6	1:48.902 B	31.582	43.001	34.319	228.9	11:46.298	13	1:45.372	31.246	43.003	31.123	229.9	26:06.504
7	4:30.492	3:04.690	51.251	34.551	153.6	16:16.790	14	1:45.431	31.378	42.780	31.273	230.3	27:51.935
8	1:48.560	33.226	44.162	31.172	218.3	18:05.350	15	1:45.024	31.248	42.718	31.058	231.3	29:36.959
9	1:44.910	31.251	42.851	30.808	233.3	19:50.260	16	1:45.788	31.351	43.258	31.179	231.8	31:22.747
10	1:44.098	31.123	42.466	30.509	230.3	21:34.358	17	1:46.066	31.490	42.933	31.643	230.3	33:08.813
11	1:43.845	31.080	42.082	30.683	231.3	23:18.203	18	1:45.915	31.542	42.999	31.374	229.4	34:54.728
12	1:43.804	31.104	42.220	30.480	230.3	25:02.007	19	1:58.789	33.614	48.824	36.351	230.3	36:53.517
13	1:44.519	31.109	42.578	30.832	234.3	26:46.526	20	1:46.565	31.741	43.181	31.643	230.8	38:40.082
14	1:44.586	31.001	42.684	30.901	231.3	28:31.112	21	1:55.472 B	31.875	43.043	40.554	230.8	40:35.554
15	1:55.467	31.174	49.080	35.213	230.3	30:26.579							
16	1:45.862	31.755	43.125	30.982	229.4	32:12.441							
17	1:44.768	31.293	42.553	30.922	228.9	33:57.209							
18	1:45.381	31.333	42.831	31.217	229.4	35:42.590							
19	2:03.829	35.229	52.971	35.629	197.3	37:46.419							
20	1:49.188 B	31.098	43.163	34.927	230.3	39:35.607							
2	Malo BOLLIET Feed Racing F4						4	GABRIEL Formula Motorsport F3R					
1	2:56.813	1:07.496	1:06.820	42.497	113.5	2:56.813	1	2:53.775	1:11.079	1:02.583	40.113	129.7	2:53.775
2	2:07.870	39.981	51.627	36.262	168.0	5:04.683	2	2:05.669	39.463	50.646	35.560	161.1	4:59.444
3	1:59.286	38.608	47.690	32.988	228.9	7:03.969	3	1:57.345	34.961	47.880	34.504	211.9	6:56.789
4	1:48.537	32.512	44.621	31.404	231.3	8:52.506	4	1:51.635	33.798	45.397	32.440	229.9	8:48.424
5	1:44.919	31.029	43.034	30.856	231.8	10:37.425	5	1:47.804	31.888	43.657	32.259	232.3	10:36.228
6	1:45.870	31.757	42.748	31.365	233.8	12:23.295	6	1:48.680	33.416	43.637	31.627	233.3	12:24.908
7	1:45.582	31.984	42.803	30.795	231.8	14:08.877	7	1:46.652	31.540	43.502	31.610	233.8	14:11.560
8	1:44.514	30.928	42.581	31.005	232.3	15:53.391	8	1:46.548	31.627	43.315	31.606	231.8	15:58.108
9	1:44.966	31.130	42.569	31.267	232.3	17:38.357	9	1:46.581	31.629	43.123	31.829	231.3	17:44.689
10	1:44.854	31.333	42.656	30.865	228.9	19:23.211	10	2:05.694 B	34.434	47.619	43.641	226.5	19:50.383
11	1:44.736	31.504	42.433	30.799	229.9	21:07.947	11	7:25.058	5:48.986	56.522	39.550	90.8	27:15.441
12	1:52.332 B	31.627	43.489	37.216	228.9	23:00.279	12	2:06.088	38.102	49.449	38.537	226.0	29:21.529
13	5:30.798	3:50.958	58.718	41.122	112.9	28:31.077	13	1:54.733	34.353	47.030	33.350	231.8	31:16.262
14	2:07.496	41.335	50.955	35.206	172.3	30:38.573	14	1:53.362	34.437	45.064	33.861	232.8	33:09.624
15	1:56.623	36.161	46.583	33.879	184.6	32:35.196	15	1:46.572	31.859	43.292	31.421	234.3	34:56.196
16	1:51.738	32.708	45.276	33.754	229.9	34:26.934	16	1:46.659	31.430	43.452	31.777	234.3	36:42.855
17	1:49.749	33.485	43.930	32.334	217.0	36:16.683	17	1:45.455	31.387	42.788	31.280	232.3	38:28.310
18	1:50.344	33.937	44.283	32.124	226.0	38:07.027	18	1:45.342	31.224	42.890	31.228	233.3	40:13.652
19	1:46.843	31.775	43.377	31.691	232.8	39:53.870	19	1:44.897	31.069	42.685	31.143	234.8	41:58.549
20	1:46.505	31.596	43.405	31.504	234.3	41:40.375	20	1:45.665	31.278	43.353	31.034	232.3	43:44.214
21	1:46.393	31.530	43.337	31.526	233.3	43:26.768	21	1:55.573 B	31.208	42.767	41.598	233.8	45:39.787
22	1:46.051	31.434	43.270	31.347	234.3	45:12.819							
3	MARTIN Formula Motorsport F3R						5	ERWIN Formula Motorsport F3R					
1	2:40.485	1:05.481	56.934	38.070	113.1	2:40.485	1	2:22.912	51.223	53.839	37.850	139.6	2:22.912
2	1:58.976	33.680	51.056	34.240	226.5	4:39.461	2	2:00.520	34.794	49.976	35.750	222.8	4:23.432
3	1:51.673	33.195	46.135	32.343	228.9	6:31.134	3	1:53.203	33.272	47.984	31.947	227.9	6:16.635
4	1:48.688	32.038	44.580	32.070	230.8	8:19.822	4	2:11.003 B	31.612	52.095	47.296	229.9	8:27.638
5	1:46.793	31.453	43.936	31.404	230.3	10:06.615	5	9:45.230	8:23.617	49.326	32.287	148.3	18:12.868
6	1:45.917	31.264	43.267	31.386	231.3	11:52.532	6	1:45.562	31.718	42.980	30.864	230.3	19:58.430
							7	1:43.305	30.751	42.161	30.393	231.8	21:41.735
							8	1:43.181	30.476	42.678	30.027	232.3	23:24.916
							9	1:42.061	30.337	41.552	30.172	231.8	25:06.977
							10	1:42.612	30.461	41.869	30.282	232.8	26:49.589
							11	1:42.505	30.587	41.740	30.178	232.3	28:32.094
							12	1:49.880 B	30.491	42.295	37.094	231.8	30:21.974
							13	3:57.990	2:45.870	41.995	30.125	174.2	34:19.964
							14	1:41.813	30.517	41.334	29.962	230.3	36:01.777
							15	1:42.727	30.452	41.664	30.611	233.3	37:44.504


MOTOPARK TEST
CIRCUIT DE BARCELONA CATALUNYA -16-20 DECEMBER
Day 1 - Session 3 - Group 1
Sector Analysis

_ Invalidated Lap

■ Personal Best

■ Session Best

B Crossing the pit lane

Lap	Time	Sector 1	Sector 2	Sector 3	T.Spd	Elapsed	Lap	Time	Sector 1	Sector 2	Sector 3	T.Spd	Elapsed
16	1:42.550	30.873	41.607	30.070	232.3	39:27.054	8	2:17.018	44.981	53.260	38.777	145.7	21:30.580
17	1:41.746	30.462	41.393	29.891	230.3	41:08.800	9	2:00.848	38.403	49.528	32.917	199.1	23:31.428
18	1:51.923 B	30.393	42.238	39.292	231.3	43:00.723	10	1:47.539	32.338	43.914	31.287	229.4	25:18.967

6 LAURENT						
Formula Motorsport F3R						
Lap	Time	Sector 1	Sector 2	Sector 3	T.Spd	Elapsed
1	2:57.233	1:20.045	56.566	40.622	142.5	2:57.233
2	2:05.949	37.544	50.655	37.750	204.7	5:03.182
3	1:54.109	33.755	45.657	34.697	233.3	6:57.291
4	1:49.797	32.324	44.710	32.763	236.3	8:47.088
5	1:48.255	32.116	43.907	32.232	232.3	10:35.343
6	1:47.590	32.021	43.545	32.024	233.3	12:22.933
7	2:03.282 B	32.603	44.936	45.743	233.3	14:26.215
8	8:36.942	7:15.432	47.633	33.877	141.9	23:03.157
9	1:47.606	32.476	43.316	31.814	227.9	24:50.763
10	1:46.543	31.852	43.119	31.572	230.8	26:37.306
11	1:45.636	31.583	42.398	31.655	230.3	28:22.942
12	1:44.488	31.273	42.324	30.891	231.8	30:07.430
13	1:44.090	31.300	42.052	30.738	232.3	31:51.520
14	1:43.847	31.175	41.941	30.731	231.3	33:35.367
15	1:45.812	31.115	43.525	31.172	233.3	35:21.179
16	1:43.627	30.969	42.029	30.629	233.8	37:04.806
17	2:20.465 B	45.152	49.631	45.682	234.3	39:25.271

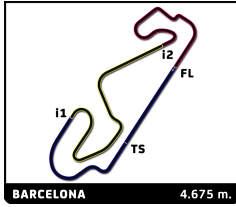
9 ASM 9						
ASM F4						
Lap	Time	Sector 1	Sector 2	Sector 3	T.Spd	Elapsed
1	2:30.563	52.344	56.217	42.002	156.4	2:30.563
2	2:16.608	42.799	53.453	40.356	150.2	4:47.171
3	2:01.288	38.545	47.911	34.832	182.4	6:48.459
4	1:52.217	33.716	45.203	33.298	216.1	8:40.676
5	1:50.483	32.780	44.868	32.835	223.2	10:31.159
6	1:47.790	32.534	43.332	31.924	222.8	12:18.949
7	1:47.251	31.983	43.292	31.976	224.6	14:06.200
8	1:46.611	31.973	42.919	31.719	225.1	15:52.811
9	2:01.755 B	33.683	43.535	44.537	208.3	17:54.566
10	6:15.431	4:44.133	52.756	38.542	120.1	24:09.997
11	2:01.751	37.666	49.342	34.743	184.6	26:11.748
12	1:52.142	34.679	45.391	32.072	209.1	28:03.890
13	1:47.954	32.859	43.758	31.337	225.6	29:51.844
14	1:45.011	31.347	42.590	31.074	225.6	31:36.855
15	1:44.359	31.165	42.243	30.951	225.6	33:21.214
16	1:44.022	31.032	42.165	30.825	226.0	35:05.236
17	1:44.805	30.944	42.109	31.752	227.4	36:50.041
18	1:47.189	31.016	42.850	33.323	227.4	38:37.230
19	2:00.571	37.617	50.686	32.268	197.3	40:37.801
20	1:44.707	31.423	42.239	31.045	225.1	42:22.508
21	1:57.755 B	31.223	42.266	44.266	226.0	44:20.263

10 SCHULZ						
LSP F4 /Schulz F4						
Lap	Time	Sector 1	Sector 2	Sector 3	T.Spd	Elapsed
1	2:54.170	1:21.157	54.579	38.434	157.8	2:54.170
2	2:04.558	39.712	48.744	36.102	161.3	4:58.728
3	1:54.387	34.419	46.658	33.310	219.2	6:53.115
4	1:50.477	32.879	45.171	32.427	224.2	8:43.592
5	1:49.323	32.486	44.295	32.542	228.4	10:32.915
6	1:55.151 B	32.513	44.264	38.374	227.9	12:28.066
7	6:45.496	4:52.409	1:07.503	45.584	91.4	19:13.562

Lap	Time	Sector 1	Sector 2	Sector 3	T.Spd	Elapsed
11	1:46.200	31.248	43.833	31.119	230.3	27:05.167
12	1:44.149	31.098	42.351	30.700	229.9	28:49.316
13	1:51.234	31.413	47.970	31.851	231.8	30:40.550
14	1:45.444	31.383	42.866	31.195	230.3	32:25.994
15	1:44.976	31.224	42.587	31.165	227.9	34:10.970
16	1:45.932	31.344	43.546	31.042	229.9	35:56.902
17	1:49.997 B	31.156	42.501	36.340	230.3	37:46.899

11 STEPHANE						
LSP F4 /Schulz F4						
Lap	Time	Sector 1	Sector 2	Sector 3	T.Spd	Elapsed
1	4:36.838	2:53.619	59.010	44.209	93.6	4:36.838
2	2:07.725	38.147	52.400	37.178	224.6	6:44.563
3	1:55.208	33.924	47.015	34.269	229.4	8:39.771
4	1:55.622	32.887	47.983	34.752	230.3	10:35.393
5	1:57.279	36.151	46.854	34.274	213.2	12:32.672
6	1:54.688	33.288	47.414	33.986	230.8	14:27.360
7	1:55.399	34.528	45.663	35.208	227.4	16:22.759
8	1:53.192	33.370	46.725	33.097	229.9	18:15.951
9	1:50.491	32.368	44.585	33.538	233.3	20:06.442
10	1:50.150	32.484	44.758	32.908	230.8	21:56.592
11	1:50.725	32.774	44.956	32.995	230.3	23:47.317
12	1:50.095	32.660	44.789	32.646	229.9	25:37.412
13	1:50.133	33.136	44.598	32.399	227.9	27:27.545
14	2:00.234 B	31.833	44.697	43.704	232.3	29:27.779
15	4:05.683	2:47.454	45.365	32.864	145.9	33:33.462
16	1:49.513	32.098	44.904	32.511	230.3	35:22.975
17	1:48.466	31.835	44.399	32.232	233.3	37:11.441
18	1:48.732	32.217	44.378	32.137	231.8	39:00.173
19	1:48.211	31.682	44.287	32.242	231.8	40:48.384
20	1:47.940	31.670	44.000	32.270	232.8	42:36.324
21	1:47.762	31.889	43.992	31.881	231.3	44:24.086

12 CRAM 1						
Cram F4						
Lap	Time	Sector 1	Sector 2	Sector 3	T.Spd	Elapsed
1	3:42.059 B	2:03.429	50.942	47.688	144.6	3:42.059
2	2:26.878	1:08.446	46.015	32.417	150.6	6:08.937
3	1:48.079	32.074	44.704	31.301	222.3	7:57.016
4	1:46.453	31.580	43.729	31.144	227.0	9:43.469
5	1:45.362	31.344	43.146	30.872	227.0	11:28.831
6	1:45.382	31.424	43.048	30.910	226.5	13:14.213
7	1:45.362	31.294	43.045	31.023	227.4	14:59.575
8	1:46.119	31.494	43.340	31.285	227.0	16:45.694
9	1:45.908	31.550	43.371	30.987	227.9	18:31.602
10	1:46.541	31.457	43.631	31.453	227.9	20:18.143
11	1:46.872	31.596	43.817	31.459	227.4	22:05.015
12	1:47.234	31.819	43.868	31.547	226.5	23:52.249
13	1:47.446	31.817	43.991	31.638	227.0	25:39.695
14	1:48.386	32.005	44.256	32.125	227.4	27:28.081
15	1:48.292	32.149	44.059	32.084	228.9	29:16.373
16	1:48.027	31.895	44.144	31.988	226.5	31:04.400
17	1:48.526	32.197	44.220	32.109	226.0	32:52.926
18	1:49.323	32.026	45.116	32.181	226.0	34:42.249
19	1:49.734	32.785	44.393	32.556	226.5	36:31.983
20	1:57.306 B	32.439	46.013	38.854	226.5	38:29.289



MOTOPARK TEST

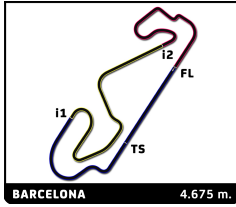
CIRCUIT DE BARCELONA CATALUNYA -16-20 DECEMBER

Day 1 - Session 3 - Group 1

Sector Analysis

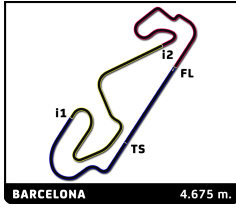
— Invalidated Lap ■ Personal Best ■ Session Best B Crossing the pit lane

Lap	Time	Sector 1	Sector 2	Sector 3	T.Spd	Elapsed	Lap	Time	Sector 1	Sector 2	Sector 3	T.Spd	Elapsed
13 CRAM 2 Cram F4							6	1:56.980	35.265	46.987	34.728	206.3	15:44.997
1	2:43.060	1:06.901	58.437	37.722	133.7	2:43.060	7	1:53.188	33.584	45.873	33.731	221.4	17:38.185
2	2:03.294	36.837	50.570	35.887	193.1	4:46.354	8	1:52.428	33.382	45.748	33.298	222.3	19:30.613
3	1:52.606	33.785	46.076	32.745	221.0	6:38.960	9	1:51.011	32.811	45.435	32.765	223.2	21:21.624
4	1:48.736	32.722	44.304	31.710	217.4	8:27.696	10	1:50.275	32.623	44.958	32.694	223.7	23:11.899
5	1:47.265	31.757	43.892	31.616	227.0	10:14.961	11	1:49.368	32.263	44.779	32.326	224.2	25:01.267
6	1:47.122	31.594	43.475	32.053	228.9	12:02.083	12	1:51.557	33.252	45.160	33.145	224.6	26:52.824
7	1:46.441	31.716	43.316	31.409	230.3	13:48.524	13	1:49.063	32.268	44.461	32.334	226.0	28:41.887
8	1:46.509	31.750	43.349	31.410	228.4	15:35.033	14	1:48.630	32.135	44.207	32.288	226.5	30:30.517
9	1:47.095	31.718	43.407	31.970	227.0	17:22.128	15	1:48.410	32.185	44.030	32.195	225.1	32:18.927
10	1:47.952	32.022	43.635	32.295	227.0	19:10.080	16	1:50.519	32.234	44.237	34.048	224.6	34:09.446
11	2:00.445B	32.070	43.851	44.524	224.6	21:10.525	17	1:50.320	32.204	45.499	32.617	226.0	35:59.766
12	7:25.733	6:02.728	49.962	33.043	136.9	28:36.258	18	1:50.461	32.050	45.292	33.119	226.5	37:50.227
13	1:49.458	33.632	44.181	31.645	218.3	30:25.716	19	1:48.349	32.154	44.067	32.128	226.0	39:38.576
14	1:48.161	32.283	44.901	30.977	220.5	32:13.877	20	1:47.778	32.057	43.834	31.887	225.6	41:26.354
15	1:45.492	31.686	43.009	30.797	222.8	33:59.369	21	1:47.645	31.877	43.747	32.021	225.6	43:13.999
16	1:45.000	31.587	42.690	30.723	224.6	35:44.369	22	1:48.029	32.055	43.969	32.005	225.1	45:02.028
17	1:45.116	31.560	42.807	30.749	226.0	37:29.485							
18	1:44.863	31.361	42.647	30.855	225.1	39:14.348							
19	1:45.585	31.379	42.886	31.320	224.6	40:59.933							
20	1:45.359	31.487	42.834	31.038	224.6	42:45.292							
21	1:53.375B	31.853	44.668	36.854	223.7	44:38.667							
14 Viola 1 Viola F4													
1	5:01.756	3:24.373	54.206	43.177	125.8	5:01.756							
2	2:00.231	36.778	48.975	34.478	205.5	7:01.987							
3	2:01.604	33.924	52.613	35.067	223.2	9:03.591							
4	1:56.243	32.690	50.467	33.086	224.6	10:59.834							
5	1:47.265	31.815	43.775	31.675	226.5	12:47.099							
6	1:46.509	31.609	43.359	31.541	228.4	14:33.608							
7	1:47.153	31.587	43.186	32.380	226.5	16:20.761							
8	1:46.286	31.565	43.135	31.586	226.0	18:07.047							
9	1:46.469	31.353	43.631	31.485	228.9	19:53.516							
10	1:46.325	31.488	43.148	31.689	227.0	21:39.841							
11	1:47.395	31.381	44.201	31.813	226.0	23:27.236							
12	1:46.362	31.628	43.303	31.431	227.0	25:13.598							
13	1:47.858	31.491	44.757	31.610	226.5	27:01.456							
14	1:46.327	31.414	43.407	31.506	226.5	28:47.783							
15	1:46.949	31.532	43.692	31.725	226.5	30:34.732							
16	1:46.157	31.703	43.042	31.412	226.0	32:20.889							
17	1:46.621	31.556	43.239	31.826	226.0	34:07.510							
18	1:46.333	31.717	42.971	31.645	225.6	35:53.843							
19	1:49.496	31.604	43.455	34.437	226.0	37:43.339							
20	1:47.230	31.886	43.709	31.635	225.6	39:30.569							
21	1:55.486B	31.700	43.113	40.673	226.0	41:26.055							
22	3:23.420	2:06.013	45.091	32.316	166.7	44:49.475							
19 Argenti 1 Argenti F4													
1	2:53.042	1:12.907	1:00.125	40.010	100.6	2:53.042							
2	2:11.274	39.075	52.905	39.294	159.4	5:04.316							
3	2:01.517	37.403	48.630	35.484	207.5	7:05.833							
4	1:54.409	33.531	47.407	33.471	222.3	9:00.242							
5	1:50.956	32.797	45.131	33.028	223.7	10:51.198							
6	1:53.405	32.550	47.675	33.180	223.7	12:44.603							
7	1:50.449	32.386	45.638	32.425	227.0	14:35.052							
8	1:48.376	32.298	44.151	31.927	227.0	16:23.428							
9	1:51.118	32.918	45.556	32.644	228.9	18:14.546							
10	2:02.064B	32.553	44.330	45.181	226.0	20:16.610							
11	6:35.832	5:00.277	55.508	40.047	119.1	26:52.442							
12	2:03.471	37.738	50.598	35.135	181.8	28:55.913							
13	1:55.780	35.728	47.170	32.882	202.8	30:51.693							
14	1:51.882	32.887	46.399	32.596	220.5	32:43.575							
15	1:54.581	32.419	48.759	33.403	221.9	34:38.156							
16	1:49.916	33.509	44.504	31.903	223.2	36:28.072							
17	1:47.508	32.123	43.714	31.671	225.1	38:15.580							
18	1:47.325	31.909	43.619	31.797	225.1	40:02.905							
19	1:46.399	31.686	43.397	31.316	225.1	41:49.304							
20	1:52.665	32.998	45.823	33.844	225.6	43:41.969							
21	2:04.268B	31.833	45.193	47.242	225.6	45:46.237							
20 Argenti 2 Argenti F4													
1	2:51.687	1:13.234	59.166	39.287	129.3	2:51.687							
2	2:06.775	39.845	50.096	36.834	162.8	4:58.462							
3	1:58.221	35.418	47.842	34.961	221.4	6:56.683							
4	1:55.705	35.686	46.479	33.540	200.2	8:52.388							
5	1:52.065	34.110	45.355	32.600	223.7	10:44.453							
6	1:48.982	32.571	44.220	32.191	224.6	12:33.435							
7	1:51.607	32.905	46.483	32.219	225.6	14:25.042							
8	1:48.034	32.168	44.015	31.851	224.2	16:13.076							
9	1:47.710	32.064	43.816	31.830	222.8	18:00.786							
10	1:55.125B	32.398	43.671	39.056	221.4	19:55.911							
11	7:21.829	5:34.838	1:01.096	45.895	115.4	27:17.740							
12	2:14.423	42.872	54.213	37.338	162.3	29:32.163							
13	1:55.596	35.147	47.490	32.959	223.2	31:27.759							


MOTOPARK TEST
CIRCUIT DE BARCELONA CATALUNYA -16-20 DECEMBER
Day 1 - Session 3 - Group 1
Sector Analysis

 _ Invalidated Lap ■ Personal Best ■ Session Best ■ Crossing the pit lane

Lap	Time	Sector 1	Sector 2	Sector 3	T.Sp	Elapsed	Lap	Time	Sector 1	Sector 2	Sector 3	T.Sp	Elapsed		
14	1:48.339	32.500	44.034	31.805	224.6	33:16.098	25 KIC KIC FR	1	2:40.629	1:06.061	55.529	39.039	123.5	2:40.629	
15	1:46.482	31.874	43.285	31.323	225.1	35:02.580		2	2:04.244	37.449	50.863	35.932	186.5	4:44.873	
16	1:47.293	31.481	43.182	32.630	226.5	36:49.873		3	1:54.374	35.781	46.395	32.198	177.6	6:39.247	
17	1:47.444	32.211	43.300	31.933	215.7	38:37.317		4	1:43.953	31.086	42.697	30.170	235.8	8:23.200	
18	1:45.896	31.604	42.995	31.297	225.1	40:23.213		5	1:41.368	30.170	41.610	29.588	236.9	10:04.568	
19	1:46.232	31.766	43.078	31.388	225.6	42:09.445		6	1:40.558	29.854	40.632	30.072	238.4	11:45.126	
20	1:45.817	31.734	42.904	31.179	224.2	43:55.262		7	1:39.829	30.066	40.502	29.261	237.9	13:24.955	
21	2:01.494 B	31.613	43.147	46.734	224.2	45:56.756	8	1:39.172	29.522	40.439	29.211	237.4	15:04.127		
21 AKM 1 AKM F4	1	5:14.211 B	3:43.436	51.331	39.444	132.9	5:14.211	9	1:39.231	29.439	40.639	29.153	237.4	16:43.358	
	2	2:35.165 B	1:07.362	48.917	38.886	151.6	7:49.376	10	1:39.331	29.699	40.375	29.257	236.9	18:22.689	
	3	2:24.638	1:09.062	43.963	31.613	154.9	10:14.014	11	1:48.897 B	29.571	40.748	38.578	238.4	20:11.586	
	4	1:45.450	31.907	42.850	30.693	224.2	11:59.464	12	12:45.617	...	56.050	40.944	123.7	32:57.203	
	5	1:44.424	31.254	42.516	30.654	226.0	13:43.888	13	1:56.382	36.911	47.703	31.768	168.8	34:53.585	
	6	1:44.145	31.185	42.390	30.570	226.0	15:28.033	14	1:54.934	31.686	44.080	39.168	214.0	36:48.519	
	7	1:43.915	31.041	42.388	30.486	226.0	17:11.948	15	1:46.888	29.761	40.319	36.808	237.4	38:35.407	
	8	1:44.506	30.958	42.581	30.967	227.4	18:56.454	16	1:46.257	29.417	44.228	32.612	235.3	40:21.664	
	9	1:44.050	31.150	42.373	30.527	225.1	20:40.504	17	1:38.998	29.558	40.280	29.160	237.4	42:00.662	
	10	1:44.684	30.994	42.696	30.994	227.4	22:25.188	18	1:38.810	29.517	40.234	29.059	237.9	43:39.472	
	11	1:44.386	31.231	42.374	30.781	227.4	24:09.574	19	1:38.765	29.312	40.385	29.068	237.4	45:18.237	
	12	1:44.740	31.156	42.869	30.715	225.1	25:54.314	26 Krafft Krafft Racing FR	1	20:39.517	...	44.164	31.604	166.5	20:39.517
13	1:44.553	31.156	42.662	30.735	226.5	27:38.867	2		1:45.254	31.264	42.943	31.047	234.8	22:24.771	
14	1:44.753	31.172	42.943	30.638	226.5	29:23.620	3		1:46.104	31.823	43.118	31.163	234.8	24:10.875	
15	1:45.058	31.239	42.857	30.962	228.4	31:08.678	4		1:44.888	30.707	43.206	30.975	238.9	25:55.763	
16	1:44.934	31.188	42.626	31.120	226.0	32:53.612	5		2:00.210 B	32.533	45.212	42.465	238.9	27:55.973	
17	1:45.662	31.541	43.109	31.012	227.4	34:39.274	6		6:31.500	5:15.976	43.779	31.745	160.6	34:27.473	
18	1:45.342	31.506	42.752	31.084	227.9	36:24.616	7		1:46.644	31.472	43.550	31.622	236.3	36:14.117	
19	1:45.084	31.389	42.776	30.919	226.0	38:09.700	8		2:03.867 B	31.435	50.894	41.538	235.8	38:17.984	
20	1:45.405	31.447	42.879	31.079	226.0	39:55.105	27 ASM 27 ASM F4		1	2:25.120	49.475	56.417	39.228	143.1	2:25.120
21	1:46.131	31.600	43.053	31.478	227.9	41:41.236			2	2:07.548	39.347	51.908	36.293	215.3	4:32.668
22	1:52.436 B	31.910	43.926	36.600	226.5	43:33.672			3	1:54.555	34.604	46.544	33.407	220.5	6:27.223
22 AKM 2 AKM F4	1	5:18.875	3:44.517	55.445	38.913	111.1			5:18.875	4	1:49.240	32.577	44.608	32.055	227.0
	2	1:55.884	34.892	46.777	34.215	217.0		7:14.759	5	1:46.501	31.708	43.496	31.297	228.4	10:02.964
	3	1:49.357	32.448	44.248	32.661	222.3		9:04.116	6	1:46.755	32.022	43.495	31.238	227.4	11:49.719
	4	1:49.391	33.017	44.440	31.934	229.9		10:53.507	7	1:45.315	31.440	42.853	31.022	229.9	13:35.034
	5	1:48.920	33.226	43.803	31.891	227.0		12:42.427	8	1:52.312 B	31.256	43.940	37.116	228.9	15:27.346
	6	1:46.129	31.383	43.232	31.514	227.4		14:28.556	9	8:34.824	7:06.381	52.968	35.475	94.2	24:02.170
	7	1:48.489	32.859	43.655	31.975	228.9		16:17.045	10	1:56.789	34.067	48.282	34.440	220.1	25:58.959
	8	1:46.420	31.684	43.544	31.192	225.1		18:03.465	11	1:49.365	32.997	44.433	31.935	226.5	27:48.324
	9	2:01.590 B	32.426	46.857	42.307	227.0		20:05.055	12	1:45.662	31.626	43.078	30.958	229.4	29:33.986
	10	7:36.091	6:16.732	46.912	32.447	130.7	27:41.146	13	1:45.466	31.857	42.785	30.824	229.9	31:19.452	
	11	1:46.891	31.783	43.387	31.721	227.0	29:28.037	14	1:44.327	31.022	42.446	30.859	229.4	33:03.779	
	12	1:45.597	31.545	42.849	31.203	225.6	31:13.634	15	1:46.460	32.181	43.425	30.854	228.9	34:50.239	
13	1:46.301	31.540	42.728	32.033	225.1	32:59.935	16	1:44.319	31.086	42.570	30.663	230.8	36:34.558		
14	1:47.517	33.161	43.072	31.284	219.6	34:47.452	17	1:52.633	31.030	43.174	38.429	231.3	38:27.191		
15	1:45.733	31.509	42.889	31.335	225.6	36:33.185	18	1:45.369	31.608	42.908	30.853	227.9	40:12.560		
16	1:46.801	31.626	43.498	31.677	228.9	38:19.986	19	1:54.608 B	31.266	44.102	39.240	228.4	42:07.168		
17	1:45.470	31.557	42.903	31.010	226.0	40:05.456									
18	1:45.429	31.402	42.873	31.154	227.0	41:50.885									
19	1:45.180	31.477	42.529	31.174	227.0	43:36.065									
20	1:55.736 B	31.419	43.181	41.136	226.0	45:31.801									


MOTOPARK TEST
CIRCUIT DE BARCELONA CATALUNYA -16-20 DECEMBER
Day 1 - Session 3 - Group 1
Sector Analysis

_ Invalidated Lap

■ Personal Best

■ Session Best

B Crossing the pit lane

Lap	Time	Sector 1	Sector 2	Sector 3	T.Spd	Elapsed	Lap	Time	Sector 1	Sector 2	Sector 3	T.Spd	Elapsed
28	Elite GB4 1												
	Elite GB4												
1	2:42.110	1:07.508	56.264	38.338	131.0	2:42.110							
2	2:03.910	37.085	50.258	36.567	187.8	4:46.020							
3	1:54.790	33.939	47.588	33.263	226.0	6:40.810							
4	1:49.068	32.739	44.286	32.043	225.1	8:29.878							
5	1:45.884	31.472	43.145	31.267	225.1	10:15.762							
6	1:45.820	31.299	43.481	31.040	225.6	12:01.582							
7	1:46.504	31.291	42.697	32.516	225.6	13:48.086							
8	1:45.104	31.407	42.772	30.925	225.1	15:33.190							
9	1:44.959	31.272	42.672	31.015	225.6	17:18.149							
10	1:44.703	31.054	42.661	30.988	225.1	19:02.852							
11	2:06.233 B	35.120	46.189	44.924	220.1	21:09.085							
12	4:26.738	3:00.640	50.553	35.545	119.3	25:35.823							
13	1:55.028	35.664	46.858	32.506	193.8	27:30.851							
14	1:48.429	32.118	44.283	32.028	224.6	29:19.280							
15	1:45.348	31.302	42.621	31.425	225.6	31:04.628							
16	1:44.010	31.016	42.225	30.769	226.0	32:48.638							
17	1:43.439	30.780	42.301	30.358	225.1	34:32.077							
18	1:44.784	31.518	42.271	30.995	225.6	36:16.861							
19	1:55.347 B	31.151	42.282	41.914	225.6	38:12.208							