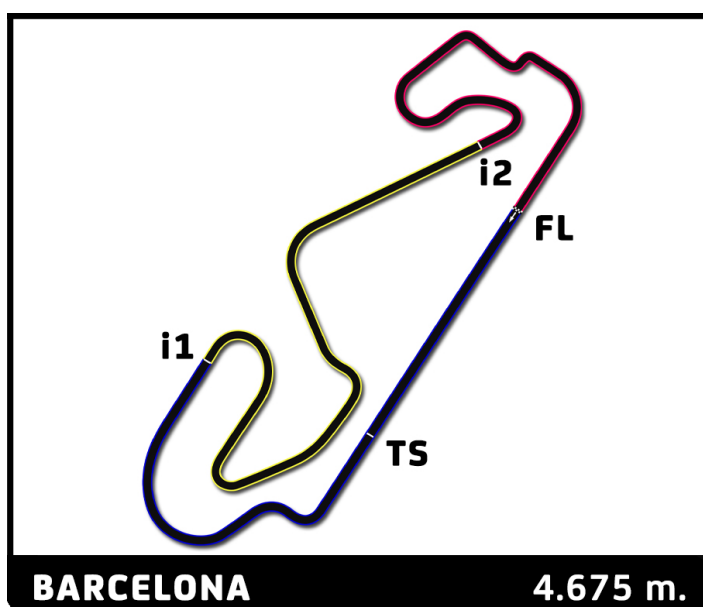


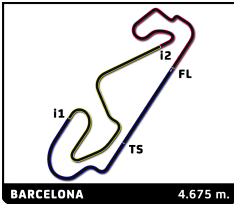
# CIRCUIT DE BARCELONA CATALUNYA -16-20

## DECEMBER

### MOTOPARK TEST

#### Results Booklet




**MOTOPARK TEST**
**CIRCUIT DE BARCELONA CATALUNYA -16-20 DECEMBER**
**Day 1 - Session 1 - Group 1**
**Classification**

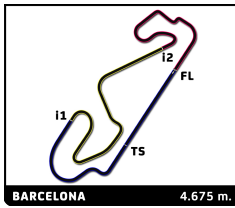
No	Driver	Nat	Team	Car	Cl.	Time	Lap	Total	Gap	Kph
1	5 <b>ERWIN</b>		Formula Motorsport F3R		F3R	<b>1:43.112</b>	12	12	-	- <b>163.2</b>
2	6 <b>LAURENT</b>		Formula Motorsport F3R		F3R	<b>1:44.306</b>	27	28	+1.194	+1.194 <b>161.4</b>
3	21 <b>AKM 1</b>		AKM F4		F4	<b>1:44.390</b>	15	17	+1.278	+0.084 <b>161.2</b>
4	2 <b>Malo BOLLIET</b>		Feed Racing F4		F4	<b>1:45.134</b>	14	24	+2.022	+0.744 <b>160.1</b>
5	12 <b>CRAM 1</b>		Cram F4		F4	<b>1:45.535</b>	13	17	+2.423	+0.401 <b>159.5</b>
6	1 <b>Rafael PERARD</b>		Feed Racing F4		F4	<b>1:45.766</b>	13	23	+2.654	+0.231 <b>159.1</b>
7	28 <b>Elite GB4 1</b>		Elite GB4		GB4	<b>1:46.085</b>	21	22	+2.973	+0.319 <b>158.6</b>
8	13 <b>CRAM 2</b>		Cram F4		F4	<b>1:46.318</b>	19	24	+3.206	+0.233 <b>158.3</b>
9	9 <b>ASM 9</b>		ASM F4		F4	<b>1:46.806</b>	19	20	+3.694	+0.488 <b>157.6</b>
10	3 <b>MARTIN</b>		Formula Motorsport F3R		F3R	<b>1:46.954</b>	21	28	+3.842	+0.148 <b>157.4</b>
11	27 <b>ASM 27</b>		ASM F4		F4	<b>1:47.424</b>	22	22	+4.312	+0.470 <b>156.7</b>
12	4 <b>GABRIEL</b>		Formula Motorsport F3R		F3R	<b>1:47.437</b>	24	24	+4.325	+0.013 <b>156.6</b>
13	10 <b>SCHULZ</b>		LSP F4 /Schulz F4		F4	<b>1:48.160</b>	10	18	+5.048	+0.723 <b>155.6</b>
14	22 <b>AKM 2</b>		AKM F4		F4	<b>1:49.249</b>	17	17	+6.137	+1.089 <b>154.1</b>
15	14 <b>Viola 1</b>		Viola F4		F4	<b>1:50.631</b>	24	24	+7.519	+1.382 <b>152.1</b>
16	11 <b>STEPHANE</b>		LSP F4 /Schulz F4		F4	<b>1:51.438</b>	16	17	+8.326	+0.807 <b>151.0</b>
17	20 <b>Argenti 2</b>		Argenti F4		F4	<b>1:51.853</b>	20	20	+8.741	+0.415 <b>150.5</b>
18	19 <b>Argenti 1</b>		Argenti F4		F4	<b>1:53.248</b>	21	22	+10.136	+1.395 <b>148.6</b>
19	15 <b>Viola 2</b>		Viola F4		F4	<b>2:03.061</b>	16	20	+19.949	+9.813 <b>136.8</b>
21	25 <b>KIC</b>		KIC FR		FR			2		

<b>Fastest Lap:</b>	Lap 12	ERWIN	<b>1:43.112</b>	163.2 Kph
---------------------	--------	-------	-----------------	-----------

Published at: .....

 Track Status: **DRY**

--	--

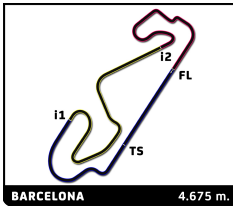

**MOTOPARK TEST**
**CIRCUIT DE BARCELONA CATALUNYA -16-20 DECEMBER**
**Day 1 - Session 1 - Group 1**
**Classification by Class**

No Driver	Nat	Team	Car	Time	Lap Total	Gap	Kph
<b>F4</b>							
1	21	<b>AKM 1</b>	AKM F4	<b>1:44.390</b>	15	17	<b>161.2</b>
2	2	<b>Malo BOLLIET</b>	Feed Racing F4	<b>1:45.134</b>	14	24	+0.744 +0.744 <b>160.1</b>
3	12	<b>CRAM 1</b>	Cram F4	<b>1:45.535</b>	13	17	+1.145 +0.401 <b>159.5</b>
4	1	<b>Rafael PERARD</b>	Feed Racing F4	<b>1:45.766</b>	13	23	+1.376 +0.231 <b>159.1</b>
5	13	<b>CRAM 2</b>	Cram F4	<b>1:46.318</b>	19	24	+1.928 +0.552 <b>158.3</b>
6	9	<b>ASM 9</b>	ASM F4	<b>1:46.806</b>	19	20	+2.416 +0.488 <b>157.6</b>
7	27	<b>ASM 27</b>	ASM F4	<b>1:47.424</b>	22	22	+3.034 +0.618 <b>156.7</b>
8	10	<b>SCHULZ</b>	LSP F4 /Schulz F4	<b>1:48.160</b>	10	18	+3.770 +0.736 <b>155.6</b>
9	22	<b>AKM 2</b>	AKM F4	<b>1:49.249</b>	17	17	+4.859 +1.089 <b>154.1</b>
10	14	<b>Viola 1</b>	Viola F4	<b>1:50.631</b>	24	24	+6.241 +1.382 <b>152.1</b>
11	11	<b>STEPHANE</b>	LSP F4 /Schulz F4	<b>1:51.438</b>	16	17	+7.048 +0.807 <b>151.0</b>
12	20	<b>Argenti 2</b>	Argenti F4	<b>1:51.853</b>	20	20	+7.463 +0.415 <b>150.5</b>
13	19	<b>Argenti 1</b>	Argenti F4	<b>1:53.248</b>	21	22	+8.858 +1.395 <b>148.6</b>
14	15	<b>Viola 2</b>	Viola F4	<b>2:03.061</b>	16	20	+18.671 +9.813 <b>136.8</b>
<b>F3R</b>							
1	5	<b>ERWIN</b>	Formula Motorsport F3R	<b>1:43.112</b>	12	12	<b>163.2</b>
2	6	<b>LAURENT</b>	Formula Motorsport F3R	<b>1:44.306</b>	27	28	+1.194 +1.194 <b>161.4</b>
3	3	<b>MARTIN</b>	Formula Motorsport F3R	<b>1:46.954</b>	21	28	+3.842 +2.648 <b>157.4</b>
4	4	<b>GABRIEL</b>	Formula Motorsport F3R	<b>1:47.437</b>	24	24	+4.325 +0.483 <b>156.6</b>
<b>GB4</b>							
1	28	<b>Elite GB4 1</b>	Elite GB4	<b>1:46.085</b>	21	22	<b>158.6</b>
<b>FR</b>							
1	25	<b>KIC</b>	KIC FR			2	

Published at: .....

 Track Status: **DRY**

--	--



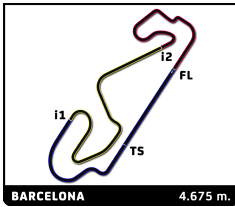
## MOTOPARK TEST

CIRCUIT DE BARCELONA CATALUNYA - 16-20 DECEMBER

Day 1 - Session 1 - Group 1

### Best Top Speed

No Driver	Team	Class	Top 1		Top 2		Top 3		Top 4		Top 5		Avg
			Kph	Lap	Kph	Lap	Kph	Lap	Kph	Lap	Kph	Lap	
6 LAURENT	Formula Motorsport F3R	F3R	<b>240.5</b>	23	240.5	12	238.9	14	238.9	13	238.4	15	239.4
11 STEPHANE	LSP F4 /Schulz F4	F4	<b>238.4</b>	12	236.9	11	236.3	15	235.8	14	235.8	6	236.6
1 Rafael PERARD	Feed Racing F4	F4	<b>236.3</b>	20	235.8	9	234.8	11	234.3	12	233.8	13	235.0
4 GABRIEL	Formula Motorsport F3R	F3R	<b>235.3</b>	20	235.3	24	234.8	23	234.8	19	234.8	8	235.0
2 Malo BOLLINET	Feed Racing F4	F4	<b>233.8</b>	15	233.3	24	233.3	23	233.3	22	232.8	10	233.3
3 MARTIN	Formula Motorsport F3R	F3R	<b>233.8</b>	28	233.8	22	233.8	17	233.8	8	233.3	7	233.7
27 ASM 27	ASM F4	F4	<b>232.8</b>	20	231.8	8	231.8	9	231.8	18	231.8	19	232.0
10 SCHULZ	LSP F4 /Schulz F4	F4	<b>232.3</b>	8	231.8	11	231.8	9	231.3	18	231.3	17	231.7
21 AKM 1	AKM F4	F4	<b>232.3</b>	7	230.3	14	228.4	16	228.4	8	227.9	17	229.5
13 CRAM 2	Cram F4	F4	<b>230.3</b>	24	230.3	15	228.9	8	228.4	10	227.9	9	229.2
9 ASM 9	ASM F4	F4	<b>229.4</b>	19	228.9	18	228.4	20	228.4	13	227.9	14	228.6
12 CRAM 1	Cram F4	F4	<b>229.4</b>	16	228.9	15	228.9	14	228.9	13	228.9	9	229.0
14 Viola 1	Viola F4	F4	<b>228.4</b>	23	227.9	24	227.9	22	227.4	21	227.4	16	227.8
5 ERWIN	Formula Motorsport F3R	F3R	<b>226.5</b>	12	225.1	7	224.6	10	224.6	9	223.7	11	224.9
22 AKM 2	AKM F4	F4	<b>226.0</b>	16	225.1	17	224.6	8	224.2	15	223.7	14	224.7
28 Elite GB4 1	Elite GB4	GB4	<b>226.0</b>	18	226.0	16	226.0	8	226.0	5	226.0	3	226.0
19 Argenti 1	Argenti F4	F4	<b>225.1</b>	13	224.6	21	224.2	10	223.7	9	223.2	11	224.2
20 Argenti 2	Argenti F4	F4	<b>218.3</b>	19	217.9	18	217.0	11	217.0	9	216.6	12	217.4
15 Viola 2	Viola F4	F4	<b>215.7</b>	14	215.3	16	213.2	20	211.5	13	210.3	12	213.2
25 KIC	KIC FR	FR	<b>88.7</b>	2	80.1	1							84.4



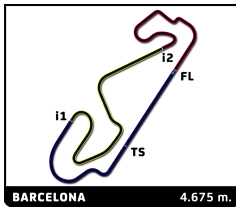
## MOTOPARK TEST

CIRCUIT DE BARCELONA CATALUNYA -16-20 DECEMBER

Day 1 - Session 1 - Group 1

### Best Sector Times

Sector 1			Sector 2			Sector 3			Pos	No Driver	Ideal Lap	Best Lap
Pos	No Driver	Time	No Driver	Time	No Driver	Time	Pos	No Driver				
1	12 CRAM 1	30.752	5 ERWIN	41.699	5 ERWIN	30.096	1	5 ERWIN	1:42.853	1:43.112	(1)	
2	6 LAURENT	31.017	6 LAURENT	41.961	21 AKM 1	30.605	2	6 LAURENT	1:43.776	1:44.306	(2)	
3	5 ERWIN	31.058	21 AKM 1	42.326	6 LAURENT	30.798	3	21 AKM 1	1:44.220	1:44.390	(3)	
4	2 M.BOLLIET	31.083	2 M.BOLLIET	42.928	12 CRAM 1	30.913	4	12 CRAM 1	1:44.751	1:45.535	(5)	
5	21 AKM 1	31.289	1 R.PERARD	42.983	2 M.BOLLIET	31.046	5	2 M.BOLLIET	1:45.057	1:45.134	(4)	
6	1 R.PERARD	31.425	12 CRAM 1	43.086	13 CRAM 2	31.157	6	1 R.PERARD	1:45.610	1:45.766	(6)	
7	13 CRAM 2	31.508	28 Elite GB4 1	43.087	1 R.PERARD	31.202	7	28 Elite GB4 1	1:45.961	1:46.085	(7)	
8	27 ASM 27	31.610	3 MARTIN	43.106	28 Elite GB4 1	31.250	8	13 CRAM 2	1:46.110	1:46.318	(8)	
9	28 Elite GB4 1	31.624	4 GABRIEL	43.374	9 ASM 9	31.489	9	3 MARTIN	1:46.508	1:46.954	(10)	
10	3 MARTIN	31.823	9 ASM 9	43.406	3 MARTIN	31.579	10	9 ASM 9	1:46.806	1:46.806	(9)	
11	4 GABRIEL	31.891	13 CRAM 2	43.445	27 ASM 27	31.741	11	27 ASM 27	1:47.032	1:47.424	(11)	
12	9 ASM 9	31.911	10 SCHULZ	43.553	10 SCHULZ	31.836	12	4 GABRIEL	1:47.266	1:47.437	(12)	
13	10 SCHULZ	31.923	27 ASM 27	43.681	4 GABRIEL	32.001	13	10 SCHULZ	1:47.312	1:48.160	(13)	
14	22 AKM 2	32.315	22 AKM 2	44.826	22 AKM 2	32.108	14	22 AKM 2	1:49.249	1:49.249	(14)	
15	11 STEPHANE	32.433	14 Viola 1	44.932	20 Argenti 2	32.842	15	14 Viola 1	1:50.490	1:50.631	(15)	
16	14 Viola 1	32.703	11 STEPHANE	45.304	14 Viola 1	32.855	16	11 STEPHANE	1:50.656	1:51.438	(16)	
17	20 Argenti 2	33.385	20 Argenti 2	45.624	11 STEPHANE	32.919	17	20 Argenti 2	1:51.851	1:51.853	(17)	
18	19 Argenti 1	33.401	19 Argenti 1	46.267	19 Argenti 1	33.365	18	19 Argenti 1	1:53.033	1:53.248	(18)	
19	15 Viola 2	36.279	15 Viola 2	49.983	15 Viola 2	36.799	19	15 Viola 2	2:03.061	2:03.061	(19)	



# MOTOPARK TEST

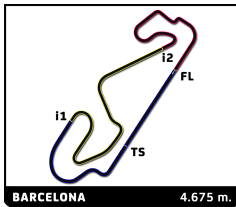
## CIRCUIT DE BARCELONA CATALUNYA -16-20 DECEMBER

### Day 1 - Session 1 - Group 1

### Sector Analysis

— Invalidated Lap    ■ Personal Best    ■ Session Best    ■ Crossing the pit lane

Lap	Time	Sector 1	Sector 2	Sector 3	T.Sp	Elapsed	Lap	Time	Sector 1	Sector 2	Sector 3	T.Sp	Elapsed	
<b>1</b>	<b>Rafael PERARD</b>													
	Feed Racing F4													
1	5:47.824	3:59.146	1:04.292	44.386	104.0	5:47.824	2	2:11.305	42.577	50.828	37.900	159.9	5:04.463	
2	2:17.668	44.863	55.309	37.496	150.4	8:05.492	3	2:02.249	35.837	51.039	35.373	229.4	7:06.712	
3	2:07.708	40.589	51.352	35.767	188.1	10:13.200	4	1:56.171	34.819	46.802	34.550	228.9	9:02.883	
4	2:03.821	39.430	49.709	34.682	189.1	12:17.021	5	1:53.183	33.346	46.005	33.832	230.8	10:56.066	
5	2:08.653	37.840	48.175	42.638	187.8	14:25.674	6	1:56.307	33.612	47.640	35.055	221.4	12:52.373	
6	5:59.994	4:39.061	47.037	33.896	166.7	20:25.668	7	1:50.338	32.555	44.989	32.794	233.3	14:42.711	
7	1:58.869	37.019	48.581	33.269	191.4	22:24.537	8	1:50.958	33.754	44.797	32.407	233.8	16:33.669	
8	1:51.429	32.964	45.581	32.884	233.3	24:15.966	9	1:48.599	32.257	44.210	32.132	231.8	18:22.268	
9	1:54.266	32.321	47.350	34.595	235.8	26:10.232	10	1:48.482	32.143	44.104	32.235	232.3	20:10.750	
10	1:48.420	32.816	43.974	31.630	233.3	27:58.652	11	2:16.740	32.269	51.556	52.915	232.8	22:27.490	
11	1:46.720	31.672	43.626	31.422	234.8	29:45.372	12	4:21.529	2:54.503	53.174	33.852	124.8	26:49.019	
12	1:46.327	31.638	43.352	31.337	234.3	31:31.699	13	1:53.851	34.908	44.878	34.065	232.3	28:42.870	
13	<span style="color: green;">1:45.766</span>	31.443	43.121	<span style="color: green;">31.202</span>	233.8	33:17.465	14	1:48.082	32.213	43.900	31.969	232.8	30:30.952	
14	1:46.552	<span style="color: green;">31.425</span>	43.508	31.619	233.8	35:04.017	15	1:47.421	<span style="color: green;">31.823</span>	43.760	31.838	232.3	32:18.373	
15	1:46.201	31.684	43.246	31.271	232.8	36:50.218	16	1:48.367	32.767	43.890	31.710	231.8	34:06.740	
16	1:45.945	31.601	<span style="color: green;">42.983</span>	31.361	231.8	38:36.163	17	1:48.434	31.955	44.421	32.058	233.8	35:55.174	
17	1:52.626	31.688	44.773	36.165	232.3	40:28.789	18	1:47.145	31.883	<span style="color: green;">43.106</span>	32.156	232.8	37:42.319	
18	6:41.085	5:24.283	44.920	31.882	170.9	47:09.874	19	1:48.058	32.230	43.396	32.432	230.8	39:30.377	
19	1:47.611	32.040	43.435	32.136	233.8	48:57.485	20	1:50.319	32.318	45.736	32.265	231.3	41:20.696	
20	1:47.048	31.577	43.409	32.062	236.3	50:44.533	21	<span style="color: green;">1:46.954</span>	31.903	43.472	<span style="color: green;">31.579</span>	233.3	43:07.650	
21	1:46.336	31.560	43.177	31.599	232.8	52:30.869	22	1:47.071	31.999	43.292	31.780	233.8	44:54.721	
22	1:46.563	31.929	43.171	31.463	232.3	54:17.432	23	1:47.927	32.625	43.475	31.827	233.3	46:42.648	
23	1:47.969	32.547	43.699	31.723	233.3	56:05.401	24	1:48.045	31.881	44.198	31.966	233.3	48:30.693	
							25	1:47.085	32.045	43.293	31.747	232.8	50:17.778	
							26	1:47.993	32.391	43.686	31.916	232.8	52:05.771	
							27	1:47.569	32.040	43.561	31.968	233.3	53:53.340	
							28	2:22.169	32.958	58.145	51.066	233.8	56:15.509	
<b>2</b>	<b>Malo BOLLIER</b>													
	Feed Racing F4													
1	6:47.545	5:01.318	1:05.488	40.739	71.4	6:47.545	<b>4</b>	<b>GABRIEL</b>						
2	2:03.924	38.004	49.833	36.087	184.0	8:51.469		Formula Motorsport F3R						
3	1:59.059	35.622	48.322	35.115	205.9	10:50.528	1	3:40.038	1:46.741	1:06.722	46.575	85.0	3:40.038	
4	1:56.380	34.577	47.940	33.863	230.3	12:46.908	2	2:25.231	43.947	59.349	41.935	157.8	6:05.269	
5	1:55.237	34.134	46.402	34.701	231.3	14:42.145	3	2:15.496	41.421	54.100	39.975	196.6	8:20.765	
6	1:53.979	35.358	45.391	33.230	231.8	16:36.124	4	2:07.885	37.528	51.779	38.578	231.3	10:28.650	
7	1:56.992	33.048	45.164	38.780	232.3	18:33.116	5	2:12.664	39.522	52.384	40.758	222.8	12:41.314	
8	6:09.251	4:46.374	49.441	33.436	151.4	24:42.367	6	6:33.115	5:01.745	53.360	38.010	103.3	19:14.429	
9	1:49.588	32.420	44.169	32.999	231.8	26:31.955	7	2:06.052	40.812	49.428	35.812	152.5	21:20.481	
10	1:48.946	32.397	44.756	31.793	232.8	28:20.901	8	1:57.946	35.066	48.021	34.859	234.8	23:18.427	
11	1:46.495	31.789	43.442	31.264	232.3	30:07.396	9	1:57.575	36.390	47.060	34.125	233.8	25:16.002	
12	1:45.606	31.366	43.194	<span style="color: green;">31.046</span>	232.3	31:53.002	10	1:54.585	34.352	46.390	33.843	234.3	27:10.587	
13	1:45.394	<span style="color: green;">31.083</span>	43.200	31.111	232.8	33:38.396	11	1:54.088	34.915	45.385	33.788	196.2	29:04.675	
14	<span style="color: green;">1:45.134</span>	31.104	<span style="color: green;">42.928</span>	31.102	232.8	35:23.530	12	1:54.318	33.624	45.887	34.807	233.8	30:58.993	
15	1:47.386	32.481	43.251	31.654	233.8	37:10.916	13	1:51.328	33.121	45.009	33.198	232.8	32:50.321	
16	1:48.034	31.344	43.318	33.372	231.3	38:58.950	14	1:50.062	32.678	44.748	32.636	233.3	34:40.383	
17	1:46.794	32.362	42.997	31.435	231.3	40:45.744	15	1:49.824	32.800	44.563	32.461	233.8	36:30.207	
18	1:52.835	31.533	43.740	37.562	231.3	42:38.579	16	2:06.169	32.540	46.880	46.749	232.8	38:36.376	
19	4:56.551	3:40.708	44.036	31.807	172.0	47:35.130	17	5:03.310	3:42.268	47.418	33.624	139.6	43:39.686	
20	1:46.516	31.721	43.235	31.560	232.8	49:21.646	18	1:51.888	33.410	45.308	33.170	234.3	45:31.574	
21	1:45.930	31.478	43.145	31.307	231.8	51:07.576	19	1:50.494	32.747	44.818	32.929	234.8	47:22.068	
22	1:45.857	31.364	43.048	31.445	233.3	52:53.433	20	1:49.735	32.795	44.741	32.199	235.3	49:11.803	
23	1:46.119	31.460	42.976	31.683	233.3	54:39.552	21	1:48.620	32.321	44.040	32.259	234.3	51:00.423	
24	1:46.632	31.562	43.457	31.613	233.3	56:26.184	22	1:48.406	32.650	43.755	<span style="color: green;">32.001</span>	234.3	52:48.829	
							23	1:47.965	32.007	43.589	32.369	234.8	54:36.794	
							24	<span style="color: green;">1:47.437</span>	<span style="color: green;">31.891</span>	<span style="color: green;">43.374</span>	32.172	235.3	56:24.231	
<b>3</b>	<b>MARTIN</b>													
	Formula Motorsport F3R													
1	2:53.158	1:15.288	58.989	38.881	126.0	2:53.158	<b>5</b>	<b>ERWIN</b>						
								Formula Motorsport F3R						



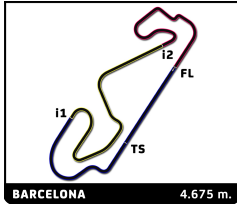
# MOTOPARK TEST

## CIRCUIT DE BARCELONA CATALUNYA -16-20 DECEMBER

### Day 1 - Session 1 - Group 1

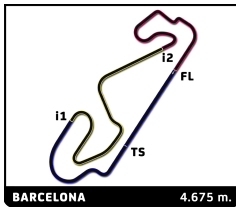
### Sector Analysis

___ Invalidated Lap							■ Personal Best							■ Session Best							■ Crossing the pit lane																																																																																																																																																																														
Lap	Time	Sector 1	Sector 2	Sector 3	T.Spd	Elapsed	Lap	Time	Sector 1	Sector 2	Sector 3	T.Spd	Elapsed	Lap	Time	Sector 1	Sector 2	Sector 3	T.Spd	Elapsed	Lap	Time	Sector 1	Sector 2	Sector 3	T.Spd	Elapsed																																																																																																																																																																								
<b>6 LAURENT</b> Formula Motorsport F3R																																																																																																																																																																																																			
1	2:51.002	1:11.814	56.933	42.255	126.6	2:51.002	2	2:12.495	40.114	53.528	38.853	228.4	5:03.497	3	2:07.564	36.224	53.915	37.425	230.8	7:11.061	4	2:01.546	35.692	49.853	36.001	231.3	9:12.607	5	1:58.026	34.445	48.406	35.175	233.3	11:10.633	6	1:55.099	33.789	47.022	34.288	234.8	13:05.732	7	1:54.500	34.345	46.460	33.695	213.2	15:00.232	8	1:52.658	33.186	45.445	34.027	235.8	16:52.890	9	1:51.519	33.178	45.362	32.979	237.4	18:44.409	10	1:50.181	32.499	45.151	32.531	236.9	20:34.590	11	1:50.864	32.516	44.757	33.591	236.9	22:25.454	12	1:51.652	32.624	45.537	33.491	240.5	24:17.106	13	1:49.471	32.288	44.386	32.797	238.9	26:06.577	14	1:50.106	32.203	44.486	33.417	238.9	27:56.683	15	1:52.472	32.405	45.424	34.643	238.4	29:49.155	16	1:47.414	31.779	43.774	31.861	237.9	31:36.569	17	1:45.923	31.372	43.018	31.533	237.4	33:22.492	18	1:47.669	31.380	44.371	31.918	237.4	35:10.161	19	1:46.604	31.476	43.308	31.820	236.9	36:56.765	20	1:47.787	32.291	43.554	31.942	236.9	38:44.552	21	1:45.259	31.494	42.854	30.911	236.9	40:29.811	22	1:44.479	31.214	42.467	30.798	236.9	42:14.290	23	1:45.955	31.677	42.974	31.304	240.5	44:00.245	24	1:46.399	31.127	43.717	31.555	237.9	45:46.644	25	1:45.150	31.413	42.585	31.152	237.4	47:31.794	26	1:44.486	31.109	42.381	30.996	236.9	49:16.280	27	1:44.306	31.251	41.961	31.094	237.4	51:00.586	28	2:26.431 B	31.017	41.988	1:13.426	237.4	53:27.017
<b>9 ASM 9</b> ASM F4																																																																																																																																																																																																			
1	8:36.291	6:50.658	1:02.598	43.035	99.0	8:36.291	2	2:19.023	44.245	55.516	39.262	170.4	10:55.314	3	2:08.620	39.820	50.552	38.248	172.3	13:03.934	4	2:06.124	38.666	49.883	37.575	166.0	15:10.058	5	2:03.826	36.852	49.641	37.333	223.7	17:13.884	6	2:03.807	37.328	49.053	37.426	223.7	19:17.691	7	2:12.879 B	39.899	50.585	42.395	194.8	21:30.570	8	12:14.862	...	51.314	36.972	119.7	33:45.432	9	2:00.380	37.510	47.808	35.062	181.5	35:45.812	10	1:56.448	34.337	46.882	35.229	224.6	37:42.260	11	1:54.977	34.385	46.562	34.030	217.4	39:37.237																																																																																																																							
<b>10 SCHULZ</b> LSP F4 /Schulz F4																																																																																																																																																																																																			
1	9:41.960	7:54.890	1:03.186	43.884	114.6	9:41.960	2	2:14.448	42.622	54.706	37.120	190.7	11:56.408	3	2:00.246	35.831	50.164	34.251	228.9	13:56.654	4	1:54.508	34.136	46.968	33.404	229.4	15:51.162	5	1:50.795	33.287	45.029	32.479	227.4	17:41.957	6	1:51.019	33.199	45.536	32.284	230.8	19:32.976	7	1:51.710	32.499	45.199	34.012	230.8	21:24.686	8	1:49.313	32.357	45.004	31.952	232.3	23:13.999	9	1:48.803	32.216	44.097	32.490	231.8	25:02.802	10	1:48.160	32.431	43.893	31.836	229.9	26:50.962	11	1:49.439	32.309	44.121	33.009	231.8	28:40.401	12	1:58.346 B	32.116	44.100	42.130	230.8	30:38.747	13	10:47.843	9:24.727	48.656	34.460	147.5	41:26.590	14	1:53.595	33.663	47.244	32.688	227.9	43:20.185	15	1:51.142	32.875	45.336	32.931	229.4	45:11.327	16	1:48.919	32.216	44.526	32.177	230.8	47:00.246	17	1:48.544	32.302	44.198	32.044	231.3	48:48.790	18	1:54.705 B	31.923	43.553	39.229	231.3	50:43.495																																																																						
<b>11 STEPHANE</b> LSP F4 /Schulz F4																																																																																																																																																																																																			
1	4:35.561	2:53.592	1:00.733	41.236	101.9	4:35.561	2	2:09.556	37.259	53.573	38.724	225.6	6:45.117	3	2:03.642	36.298	50.653	36.691	228.4	8:48.759	4	2:04.380	35.483	50.620	38.277	231.8	10:53.139	5	2:01.194	34.767	50.001	36.426	233.3	12:54.333	6	1:58.381	34.348	48.735	35.298	235.8	14:52.714	7	1:59.024	34.584	48.634	35.806	232.8	16:51.738	8	1:57.911	34.905	48.215	34.791	233.3	18:49.649	9	1:57.110	33.625	48.874	34.611	234.8	20:46.759	10	1:55.275	33.917	46.867	34.491	235.3	22:42.034	11	1:54.540	33.436	47.375	33.729	236.9	24:36.574	12	1:54.556	33.804	46.717	34.035	238.4	26:31.130	13	1:53.549	32.984	47.045	33.520	234.8	28:24.679	14	1:53.215	33.491	46.304	33.420	235.8	30:17.894	15	1:53.434	33.997	46.190	33.247	236.3	32:11.328	16	1:51.438	33.215	45.304	32.919	234.8	34:02.766	17	2:02.899 B	32.433	46.346	44.120	234.8	36:05.665																																																																													
<b>12 CRAM 1</b> Cram F4																																																																																																																																																																																																			
1	17:28.768 B	...	56.937	39.488	129.9	17:28.768	2	5:59.480	4:34.444	49.805	35.231	154.9	23:28.248	3	1:53.983	35.723	46.367	31.893	179.7	25:22.231	4	1:48.825	32.458	44.664	31.703	225.1	27:11.056																																																																																																																																																																								


**MOTOPARK TEST**
**CIRCUIT DE BARCELONA CATALUNYA -16-20 DECEMBER**
**Day 1 - Session 1 - Group 1**
**Sector Analysis**

_ Invalidated Lap							■ Personal Best							■ Session Best							■ Crossing the pit lane						
Lap	Time	Sector 1	Sector 2	Sector 3	T.Sp	Elapsed	Lap	Time	Sector 1	Sector 2	Sector 3	T.Sp	Elapsed	Lap	Time	Sector 1	Sector 2	Sector 3	T.Sp	Elapsed	Lap	Time	Sector 1	Sector 2	Sector 3	T.Sp	Elapsed
5	1:46.576	31.850	43.719	31.007	226.5	28:57.632	15	1:51.668	33.766	45.047	<b>32.855</b>	226.5	37:49.659	15	1:51.668	33.766	45.047	<b>32.855</b>	226.5	37:49.659							
6	1:46.078	30.966	44.061	31.051	227.4	30:43.710	16	1:51.540	32.955	45.369	33.216	227.4	39:41.199	16	1:51.540	32.955	45.369	33.216	227.4	39:41.199							
7	1:46.288	31.814	43.491	30.983	227.4	32:29.998	17	2:00.690	<b>B</b>	33.626	45.388	41.676	227.0	41:41.889	17	2:00.690	<b>B</b>	33.626	45.388	41.676	227.0	41:41.889					
8	1:46.148	31.687	43.424	31.037	228.9	34:16.146	18	3:23.948	2:01.700	48.063	34.185	93.6	45:05.837	18	3:23.948	2:01.700	48.063	34.185	93.6	45:05.837							
9	1:53.493	<b>B</b>	<b>30.752</b>	43.544	39.197	228.9	36:09.639	19	1:52.727	33.620	45.664	33.443	226.5	46:58.564	19	1:52.727	33.620	45.664	33.443	226.5	46:58.564						
10	6:19.811	4:56.253	50.106	33.452	134.2	42:29.450	20	1:52.866	33.771	46.095	33.000	226.5	48:51.430	20	1:52.866	33.771	46.095	33.000	226.5	48:51.430							
11	1:52.612	34.433	46.039	32.140	184.3	44:22.062	21	1:59.535	33.858	45.147	40.530	227.4	50:50.965	21	1:59.535	33.858	45.147	40.530	227.4	50:50.965							
12	1:52.275	33.889	47.057	31.329	187.1	46:14.337	22	1:51.274	33.180	45.056	33.038	227.9	52:42.239	22	1:51.274	33.180	45.056	33.038	227.9	52:42.239							
13	<b>1:45.535</b>	31.446	43.176	<b>30.913</b>	228.9	47:59.872	23	1:51.198	32.784	45.484	32.930	228.4	54:33.437	23	1:51.198	32.784	45.484	32.930	228.4	54:33.437							
14	1:46.576	31.455	44.084	31.037	228.9	49:46.448	24	<b>1:50.631</b>	<b>32.703</b>	<b>44.932</b>	32.996	227.9	56:24.068	24	<b>1:50.631</b>	<b>32.703</b>	<b>44.932</b>	32.996	227.9	56:24.068							
15	1:45.796	31.566	<b>43.086</b>	31.144	228.9	51:32.244																					
16	1:46.465	31.800	43.334	31.331	229.4	53:18.709																					
17	1:46.671	31.978	43.296	31.397	228.4	55:05.380																					
<b>13</b>	<b>CRAM 2</b>																										
	Cram F4																										
1	5:53.542	<b>B</b>	4:16.351	57.564	39.627	118.4	5:53.542	1	10:27.884	8:29.863	1:11.668	46.353	81.4	10:27.884	1	10:27.884	8:29.863	1:11.668	46.353	81.4	10:27.884						
2	4:11.438	2:45.994	50.077	35.367	151.6	10:04.980	2	2:30.951	47.112	59.820	44.019	159.2	12:58.835	2	2:30.951	47.112	59.820	44.019	159.2	12:58.835							
3	1:55.496	34.303	47.345	33.848	221.0	12:00.476	3	2:20.088	43.013	56.260	40.815	177.6	15:18.923	3	2:20.088	43.013	56.260	40.815	177.6	15:18.923							
4	1:53.844	33.835	46.677	33.332	222.8	13:54.320	4	2:16.136	41.385	54.439	40.312	155.5	17:35.059	4	2:16.136	41.385	54.439	40.312	155.5	17:35.059							
5	1:50.320	32.676	45.721	31.923	227.4	15:44.640	5	2:13.612	40.825	53.258	39.529	188.1	19:48.671	5	2:13.612	40.825	53.258	39.529	188.1	19:48.671							
6	1:49.982	32.118	44.535	33.329	227.0	17:34.622	6	2:15.165	38.479	55.769	40.917	202.8	22:03.836	6	2:15.165	38.479	55.769	40.917	202.8	22:03.836							
7	1:48.455	32.352	44.487	31.616	224.2	19:23.077	7	2:18.335	<b>B</b>	39.595	56.315	42.425	201.7	24:22.171	7	2:18.335	<b>B</b>	39.595	56.315	42.425	201.7	24:22.171					
8	1:50.295	33.877	44.693	31.725	228.9	21:13.372	8	4:24.751	2:43.213	58.633	42.905	121.6	28:46.922	8	4:24.751	2:43.213	58.633	42.905	121.6	28:46.922							
9	1:47.348	31.840	44.104	31.404	227.9	23:00.720	9	2:13.860	39.875	53.958	40.027	203.6	31:00.782	9	2:13.860	39.875	53.958	40.027	203.6	31:00.782							
10	1:48.153	31.641	44.975	31.537	228.4	24:48.873	10	2:09.565	37.981	52.596	38.988	209.1	33:10.347	10	2:09.565	37.981	52.596	38.988	209.1	33:10.347							
11	1:47.982	<b>B</b>	32.028	44.088	31.866	227.0	26:36.855	11	2:10.540	38.268	53.840	38.432	209.5	35:20.887	11	2:10.540	38.268	53.840	38.432	209.5	35:20.887						
12	5:48.100	4:31.758	44.666	31.676	164.7	32:24.955	12	2:05.291	37.250	50.593	37.448	210.3	37:26.178	12	2:05.291	37.250	50.593	37.448	210.3	37:26.178							
13	1:47.004	31.831	43.843	31.330	226.5	34:11.959	13	2:04.268	36.290	50.356	37.622	211.5	39:30.446	13	2:04.268	36.290	50.356	37.622	211.5	39:30.446							
14	1:46.911	31.563	44.056	31.292	227.9	35:58.870	14	2:07.777	37.649	52.215	37.913	215.7	41:38.223	14	2:07.777	37.649	52.215	37.913	215.7	41:38.223							
15	1:46.939	32.174	43.552	31.213	230.3	37:45.809	15	2:11.505	41.592	51.378	38.535	209.5	43:49.728	15	2:11.505	41.592	51.378	38.535	209.5	43:49.728							
16	1:46.423	<b>31.508</b>	43.755	31.160	227.4	39:32.232	16	<b>2:03.061</b>	<b>36.279</b>	<b>49.983</b>	<b>36.799</b>	215.3	45:52.789	16	<b>2:03.061</b>	<b>36.279</b>	<b>49.983</b>	<b>36.799</b>	215.3	45:52.789							
17	1:46.880	32.100	43.611	31.169	227.9	41:19.112	17	2:15.612	<b>B</b>	37.418	52.501	45.693	202.5	48:08.401	17	2:15.612	<b>B</b>	37.418	52.501	45.693	202.5	48:08.401					
18	1:46.436	31.745	43.453	31.238	226.5	43:05.548	18	4:21.063	2:45.015	55.237	40.811	106.5	52:29.464	18	4:21.063	2:45.015	55.237	40.811	106.5	52:29.464							
19	<b>1:46.318</b>	31.652	43.509	<b>31.157</b>	226.5	44:51.866	19	2:14.388	40.320	53.077	40.991	181.5	54:43.852	19	2:14.388	40.320	53.077	40.991	181.5	54:43.852							
20	1:46.969	31.744	43.726	31.499	227.0	46:38.835	20	2:06.336	36.996	51.754	37.586	213.2	56:50.188	20	2:06.336	36.996	51.754	37.586	213.2	56:50.188							
21	1:47.315	32.232	43.595	31.488	226.5	48:26.150																					
22	1:46.876	31.898	43.552	31.426	226.0	50:13.026																					
23	1:46.834	31.803	43.493	31.538	227.4	51:59.860																					
24	1:53.271	<b>B</b>	32.534	<b>43.445</b>	37.292	230.3	53:53.131																				
<b>14</b>	<b>Viola 1</b>																										
	Viola F4																										
1	10:21.032	8:35.772	1:04.231	41.029	121.7	10:21.032	1	7:38.461	5:59.176	59.204	40.081	115.8	7:38.461	1	7:38.461	5:59.176	59.204	40.081	115.8	7:38.461							
2	2:13.210	41.115	53.556	38.539	189.7	12:34.242	2	2:11.240	39.347	54.062	37.831	182.4	9:49.701	2	2:11.240	39.347	54.062	37.831	182.4	9:49.701							
3	2:06.763	38.192	50.977	37.594	197.7	14:41.005	3	2:05.078	37.010	51.051	37.017	211.1	11:54.779	3	2:05.078	37.010	51.051	37.017	211.1	11:54.779							
4	2:03.466	38.019	49.995	35.452	173.4	16:44.471	4	2:05.575	36.320	53.211	36.044	217.4	14:00.354	4	2:05.575	36.320	53.211	36.044	217.4	14:00.354							
5	1:59.545	35.615	48.438	35.492	220.5	18:44.016	5	1:59.219	35.391	48.392	35.436	219.2	15:59.573	5	1:59.219	35.391	48.392	35.436	219.2	15:59.573							
6	1:58.261	35.247	48.688	34.326	214.4	20:42.277	6	1:58.423	35.036	48.251	35.136	220.1	17:57.996	6	1:58.423	35.036	48.251	35.136	220.1	17:57.996							
7	1:57.642	34.834	48.808	34.000	223.7	22:39.919	7	1:56.903	34.659	47.449	34.795	220.5	19:54.899	7	1:56.903	34.659	47.449	34.795	220.5	19:54.899							
8	1:55.041	34.106	46.810	34.125	225.6	24:34.960	8	1:58.918	34.371	48.793	35.754	222.3	21:53.817	8	1:58.918	34.371	48.793	35.754	222.3	21:53.817							
9	1:59.172	36.063	49.369	33.740	224.2	26:34.132	9	1:56.895	35.051	47.528	34.316	223.7	23:50.712	9	1:56.895	35.051	47.528	34.316	223.7	23:50.712							
10	1:54.027</																										





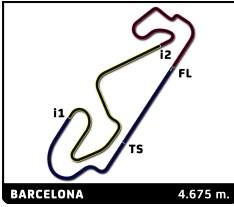
# MOTOPARK TEST

## CIRCUIT DE BARCELONA CATALUNYA -16-20 DECEMBER

### Day 1 - Session 1 - Group 1

### Sector Analysis

_ Invalidated Lap							■ Personal Best	■ Session Best	B Crossing the pit lane						
Lap	Time	Sector 1	Sector 2	Sector 3	T.Spd	Elapsed	Lap	Time	Sector 1	Sector 2	Sector 3	T.Spd	Elapsed		
22	1:54.761	34.442	46.735	33.584	214.0	55:03.021	11	9:15.263	7:43.562	54.721	36.980	127.2	44:27.748		
<b>20</b>	<b>Argenti 2</b>														
Argenti F4															
1	13:03.466	...	1:07.461	53.790	99.6	13:03.466	12	1:57.102	36.960	46.552	33.590	195.2	46:24.850		
2	2:22.736	45.565	55.577	41.594	164.5	15:26.202	13	1:53.149	33.751	46.350	33.048	223.2	48:17.999		
3	2:09.284	38.899	51.246	39.139	208.7	17:35.486	14	1:50.925	33.037	45.445	32.443	223.7	50:08.924		
4	2:02.158	36.062	50.078	36.018	209.5	19:37.644	15	1:50.464	32.541	45.512	32.411	224.2	51:59.388		
5	2:00.259	35.914	48.770	35.575	214.0	21:37.903	16	1:50.844	33.286	45.441	32.117	226.0	53:50.232		
6	1:57.683	35.051	47.885	34.747	211.5	23:35.586	17	<b>1:49.249</b>	<b>32.315</b>	<b>44.826</b>	<b>32.108</b>	225.1	55:39.481		
7	1:56.504	34.743	47.337	34.424	215.3	25:32.090	<b>25 KIC</b>								
8	1:56.151	34.672	47.135	34.344	214.9	27:28.241	KIC FR								
9	1:55.644	34.423	47.403	33.818	217.0	29:23.885	1	7:41.482 B	3:38.764	2:58.514	1:04.204	80.1	7:41.482		
10	1:55.961	35.298	46.674	33.989	214.9	31:19.846	2	14:30.129 B	...	<b>1:07.193</b>	58.126	88.7	22:11.611		
11	1:55.127	34.049	46.412	34.666	217.0	33:14.973	<b>27 ASM 27</b>								
12	2:07.985 B	35.627	49.042	43.316	216.6	35:22.958	ASM F4								
13	6:43.706	5:07.153	56.563	39.990	98.6	42:06.664	1	9:17.677	7:34.982	59.647	43.048	100.1	9:17.677		
14	2:00.072	35.832	48.578	35.662	209.9	44:06.736	2	2:09.952	40.257	52.143	37.552	209.1	11:27.629		
15	1:55.301	34.674	46.908	33.719	214.9	46:02.037	3	2:02.210	36.074	49.639	36.497	224.6	13:29.839		
16	1:53.574	33.945	45.984	33.645	215.7	47:55.611	4	1:58.624	34.689	47.771	36.164	225.6	15:28.463		
17	1:54.470	33.901	47.406	33.163	215.3	49:50.081	5	2:00.047	35.823	48.958	35.266	227.4	17:28.510		
18	1:52.591	33.473	45.653	33.465	217.9	51:42.672	6	1:58.028	34.411	48.850	34.767	227.9	19:26.538		
19	1:52.119	33.448	<b>45.624</b>	33.047	218.3	53:34.791	7	1:59.259	35.114	48.321	35.824	229.9	21:25.797		
20	<b>1:51.853</b>	<b>33.385</b>	45.626	<b>32.842</b>	215.7	55:26.644	8	1:54.187	33.499	46.282	34.406	231.8	23:19.984		
<b>21 AKM 1</b>															
AKM F4															
1	14:30.712 B	...	58.206	46.626	102.8	14:30.712	9	1:54.718	34.441	46.398	33.879	231.8	25:14.702		
2	4:08.006	2:42.198	50.590	35.218	134.4	18:38.718	10	1:54.695 B	33.472	45.994	35.229	229.4	27:09.397		
3	2:04.820	38.433	52.337	34.050	181.5	20:43.538	11	8:53.103	7:23.484	53.149	36.470	148.3	36:02.500		
4	1:52.919	34.842	46.077	32.000	204.4	22:36.457	12	1:53.856	34.394	45.888	33.574	222.8	37:56.356		
5	1:47.827	32.212	43.999	31.616	227.4	24:24.284	13	1:54.397	34.907	46.246	33.244	229.9	39:50.753		
6	1:46.130	31.559	43.246	31.325	227.4	26:10.414	14	1:51.026	33.086	45.081	32.859	230.3	41:41.779		
7	1:46.695	32.427	43.128	31.140	232.3	27:57.109	15	1:54.140	35.840	45.367	32.933	231.3	43:35.919		
8	1:46.111	31.786	43.193	31.132	228.4	29:43.220	16	1:49.451	32.563	44.588	32.300	230.3	45:25.370		
9	1:45.187	31.327	42.584	31.276	227.4	31:28.407	17	1:47.937	31.988	44.003	31.946	230.8	47:13.307		
10	1:45.483	31.615	42.592	31.276	224.6	33:13.890	18	1:47.458	31.747	43.795	31.916	231.8	49:00.765		
11	1:51.847 B	31.811	44.632	35.404	227.4	35:05.737	19	1:47.567	31.648	43.710	32.209	231.8	50:48.332		
12	11:57.487	...	48.503	32.618	163.0	47:03.224	20	1:47.855	<b>31.610</b>	44.504	<b>31.741</b>	232.8	52:36.187		
13	1:48.871	33.093	44.549	31.229	224.6	48:52.095	21	1:50.229	31.739	44.916	33.574	231.8	54:26.416		
14	1:45.571	31.786	42.767	31.018	230.3	50:37.666	22	<b>1:47.424</b>	31.780	<b>43.681</b>	31.963	231.8	56:13.840		
15	<b>1:44.390</b>	31.346	<b>42.326</b>	30.718	227.4	52:22.056	<b>28 Elite GB4 1</b>								
16	1:46.478	<b>31.289</b>	44.584	<b>30.605</b>	228.4	54:08.534	Elite GB4								
17	1:44.504	31.320	42.550	30.634	227.9	55:53.038	1	7:35.871	5:52.126	1:01.764	41.981	98.4	7:35.871		
<b>22 AKM 2</b>															
AKM F4															
1	16:56.881	...	1:03.341	42.959	107.5	16:56.881	2	2:11.827	40.523	53.619	37.685	175.9	9:47.698		
2	2:16.562	40.974	55.074	40.514	188.1	19:13.443	3	2:00.626	36.029	49.071	35.526	226.0	11:48.324		
3	2:18.302	43.182	56.501	38.619	159.2	21:31.745	4	1:57.073	35.060	47.717	34.296	225.6	13:45.397		
4	2:00.976	35.861	49.302	35.813	207.1	23:32.721	5	1:53.487	34.000	46.285	33.202	226.0	15:38.884		
5	1:58.141	34.635	48.365	35.141	221.9	25:30.862	6	1:52.446	32.951	45.591	33.904	225.6	17:31.330		
6	1:56.223	34.509	47.315	34.399	221.0	27:27.085	7	1:50.884	32.687	45.706	32.491	225.6	19:22.214		
7	1:55.704	34.905	47.230	33.569	221.9	29:22.789	8	1:56.027	36.070	46.814	33.143	226.0	21:18.241		
8	1:53.404	33.803	46.342	33.259	224.6	31:16.193	9	1:49.597	32.469	44.843	32.285	225.6	23:07.838		
9	1:53.917	33.373	46.103	34.441	223.7	33:10.110	10	1:48.844	32.533	44.200	32.111	225.6	24:56.682		
10	2:02.375 B	33.545	47.262	41.568	222.8	35:12.485	11	1:48.128	32.093	44.387	31.648	225.6	26:44.810		
16/12/2024 Page 4 / 5															



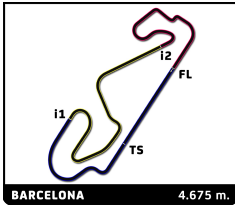
## MOTOPARK TEST

CIRCUIT DE BARCELONA CATALUNYA -16-20 DECEMBER

Day 1 - Session 1 - Group 1

### Sector Analysis

		_ Invalidated Lap		■ Personal Best		■ Session Best		B Crossing the pit lane					
Lap	Time	Sector 1	Sector 2	Sector 3	T.Spd	Elapsed	Lap	Time	Sector 1	Sector 2	Sector 3	T.Spd	Elapsed
18	1:48.473	32.282	44.060	32.131	226.0	45:52.829							
19	1:46.614	31.856	43.508	<b>31.250</b>	226.0	47:39.443							
20	1:46.238	31.657	43.303	31.278	225.6	49:25.681							
21	<b>1:46.085</b>	<b>31.624</b>	<b>43.087</b>	31.374	225.1	51:11.766							
22	2:08.129 <b>B</b>	34.896	49.606	43.627	215.3	53:19.895							



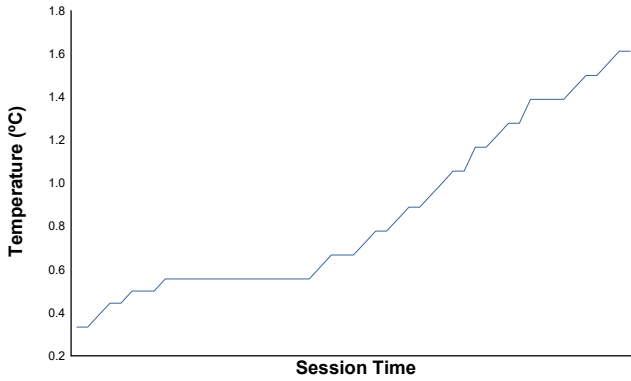
# CIRCUIT DE BARCELONA CATALUNYA -16-20 DECEMBI

## MOTOPARK TEST

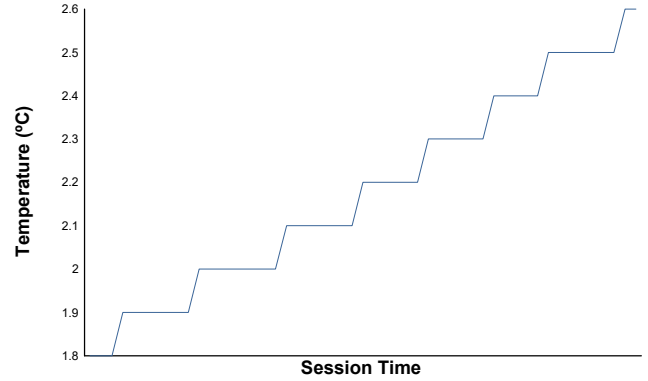
Day 1 - Session 1 - Group 1

### Weather Report

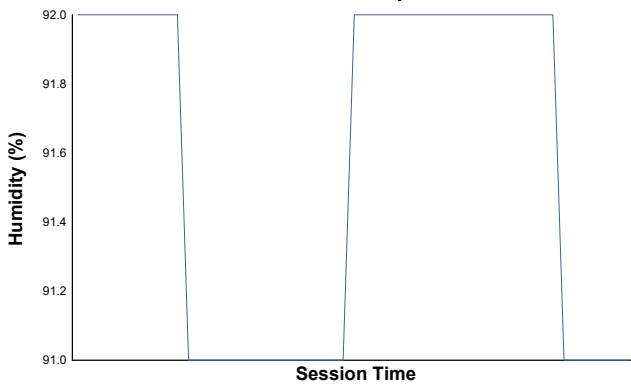
**Air Temperature**



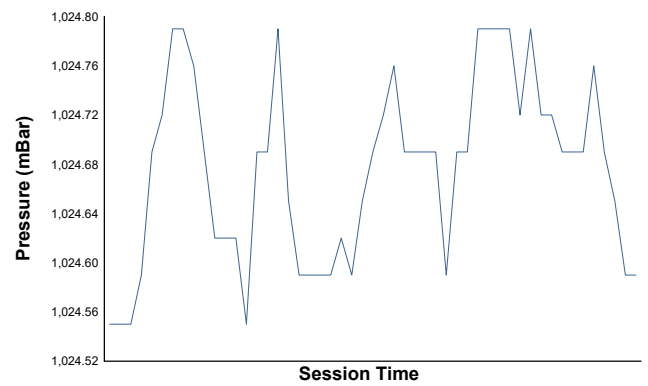
**Track Temperature**



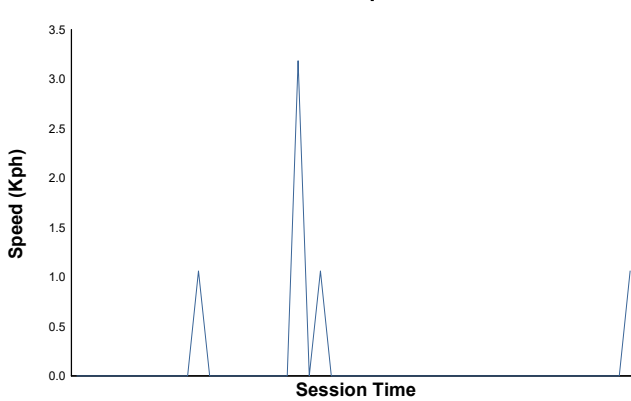
**Humidity**



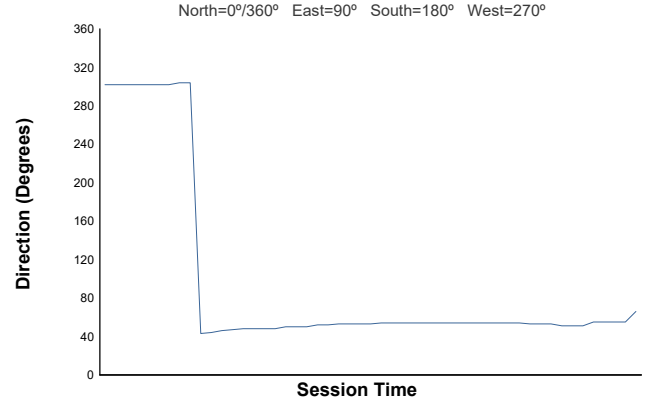
**Pressure**



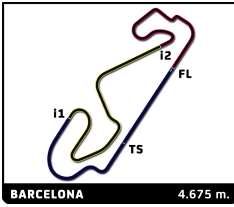
**Wind Speed**



**Wind Direction**



Track Status: **DRY**


**MOTOPARK TEST**
**CIRCUIT DE BARCELONA CATALUNYA -16-20 DECEMBER**
**Day 1 - Session 2 - Group 1**
**Classification**

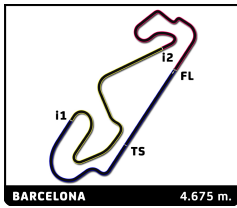
No	Driver	Nat	Team	Car	Cl.	Time	Lap	Total	Gap	Kph	
1	25	<b>KIC</b>	KIC FR		FR	<b>1:39.587</b>	16	18	-	-	<b>169.0</b>
2	5	<b>ERWIN</b>	Formula Motorsport F3R		F3R	<b>1:40.975</b>	11	22	+1.388	+1.388	<b>166.7</b>
3	6	<b>LAURENT</b>	Formula Motorsport F3R		F3R	<b>1:42.712</b>	13	21	+3.125	+1.737	<b>163.9</b>
4	21	<b>AKM 1</b>	AKM F4		F4	<b>1:42.927</b>	18	19	+3.340	+0.215	<b>163.5</b>
5	13	<b>CRAM 2</b>	Cram F4		F4	<b>1:43.396</b>	17	22	+3.809	+0.469	<b>162.8</b>
6	28	<b>Elite GB4 1</b>	Elite GB4		GB4	<b>1:43.571</b>	23	24	+3.984	+0.175	<b>162.5</b>
7	1	<b>Rafael PERARD</b>	Feed Racing F4		F4	<b>1:43.717</b>	14	23	+4.130	+0.146	<b>162.3</b>
8	2	<b>Malo BOLLIET</b>	Feed Racing F4		F4	<b>1:43.774</b>	17	26	+4.187	+0.057	<b>162.2</b>
9	27	<b>ASM 27</b>	ASM F4		F4	<b>1:43.819</b>	15	22	+4.232	+0.045	<b>162.1</b>
10	3	<b>MARTIN</b>	Formula Motorsport F3R		F3R	<b>1:44.003</b>	18	22	+4.416	+0.184	<b>161.8</b>
11	12	<b>CRAM 1</b>	Cram F4		F4	<b>1:44.537</b>	13	17	+4.950	+0.534	<b>161.0</b>
12	9	<b>ASM 9</b>	ASM F4		F4	<b>1:44.813</b>	15	25	+5.226	+0.276	<b>160.6</b>
13	22	<b>AKM 2</b>	AKM F4		F4	<b>1:45.184</b>	17	18	+5.597	+0.371	<b>160.0</b>
14	10	<b>SCHULZ</b>	LSP F4 /Schulz F4		F4	<b>1:45.359</b>	7	18	+5.772	+0.175	<b>159.7</b>
15	4	<b>GABRIEL</b>	Formula Motorsport F3R		F3R	<b>1:45.562</b>	19	21	+5.975	+0.203	<b>159.4</b>
16	20	<b>Argenti 2</b>	Argenti F4		F4	<b>1:46.013</b>	20	23	+6.426	+0.451	<b>158.8</b>
17	19	<b>Argenti 1</b>	Argenti F4		F4	<b>1:46.410</b>	21	22	+6.823	+0.397	<b>158.2</b>
18	14	<b>Viola 1</b>	Viola F4		F4	<b>1:47.209</b>	14	23	+7.622	+0.799	<b>157.0</b>
19	11	<b>STEPHANE</b>	LSP F4 /Schulz F4		F4	<b>1:47.682</b>	21	23	+8.095	+0.473	<b>156.3</b>
20	15	<b>Viola 2</b>	Viola F4		F4	<b>1:53.332</b>	21	22	+13.745	+5.650	<b>148.5</b>
21	26	<b>Krafft</b>	Krafft Racing FR		FR						

<b>Fastest Lap:</b>	Lap 16	KIC	<b>1:39.587</b>	169.0 Kph
---------------------	--------	-----	-----------------	-----------

Published at: .....

 Track Status: **DRY**

--	--

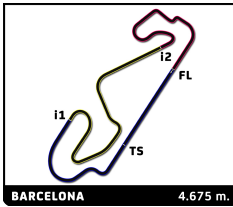

**MOTOPARK TEST**
**CIRCUIT DE BARCELONA CATALUNYA -16-20 DECEMBER**
**Day 1 - Session 2 - Group 1**
**Classification by Class**

No	Driver	Nat	Team	Car	Time	Lap Total	Gap	Kph
<b>F4</b>								
1	21 AKM 1		AKM F4		<b>1:42.927</b>	18 19		<b>163.5</b>
2	13 CRAM 2		Cram F4		<b>1:43.396</b>	17 22	+0.469 +0.469	<b>162.8</b>
3	1 Rafael PERARD		Feed Racing F4		<b>1:43.717</b>	14 23	+0.790 +0.321	<b>162.3</b>
4	2 Malo BOLLINET		Feed Racing F4		<b>1:43.774</b>	17 26	+0.847 +0.057	<b>162.2</b>
5	27 ASM 27		ASM F4		<b>1:43.819</b>	15 22	+0.892 +0.045	<b>162.1</b>
6	12 CRAM 1		Cram F4		<b>1:44.537</b>	13 17	+1.610 +0.718	<b>161.0</b>
7	9 ASM 9		ASM F4		<b>1:44.813</b>	15 25	+1.886 +0.276	<b>160.6</b>
8	22 AKM 2		AKM F4		<b>1:45.184</b>	17 18	+2.257 +0.371	<b>160.0</b>
9	10 SCHULZ		LSP F4 /Schulz F4		<b>1:45.359</b>	7 18	+2.432 +0.175	<b>159.7</b>
10	20 Argenti 2		Argenti F4		<b>1:46.013</b>	20 23	+3.086 +0.654	<b>158.8</b>
11	19 Argenti 1		Argenti F4		<b>1:46.410</b>	21 22	+3.483 +0.397	<b>158.2</b>
12	14 Viola 1		Viola F4		<b>1:47.209</b>	14 23	+4.282 +0.799	<b>157.0</b>
13	11 STEPHANE		LSP F4 /Schulz F4		<b>1:47.682</b>	21 23	+4.755 +0.473	<b>156.3</b>
14	15 Viola 2		Viola F4		<b>1:53.332</b>	21 22	+10.405 +5.650	<b>148.5</b>
<b>F3R</b>								
1	5 ERWIN		Formula Motorsport F3R		<b>1:40.975</b>	11 22		<b>166.7</b>
2	6 LAURENT		Formula Motorsport F3R		<b>1:42.712</b>	13 21	+1.737 +1.737	<b>163.9</b>
3	3 MARTIN		Formula Motorsport F3R		<b>1:44.003</b>	18 22	+3.028 +1.291	<b>161.8</b>
4	4 GABRIEL		Formula Motorsport F3R		<b>1:45.562</b>	19 21	+4.587 +1.559	<b>159.4</b>
<b>GB4</b>								
1	28 Elite GB4 1		Elite GB4		<b>1:43.571</b>	23 24		<b>162.5</b>
<b>FR</b>								
1	25 KIC		KIC FR		<b>1:39.587</b>	16 18		<b>169.0</b>
2	26 Krafft		Krafft Racing FR					

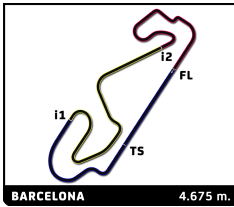
Published at: .....

 Track Status: **DRY**

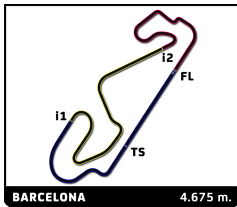
--	--


**MOTOPARK TEST**
**CIRCUIT DE BARCELONA CATALUNYA - 16-20 DECEMBER**
**Day 1 - Session 2 - Group 1**
**Best Top Speed**

No Driver	Team	Class	Top 1		Top 2		Top 3		Top 4		Top 5		Avg
			Kph	Lap	Kph	Lap	Kph	Lap	Kph	Lap	Kph	Lap	
25 KIC	KIC FR	FR	<b>243.8</b>	11	243.2	10	241.1	8	240.5	13	240.5	7	241.8
6 LAURENT	Formula Motorsport F3R	F3R	<b>240.5</b>	19	240.0	18	238.9	17	237.9	8	237.4	12	238.9
1 Rafael PERARD	Feed Racing F4	F4	<b>238.4</b>	23	236.3	7	235.3	22	234.8	5	233.8	13	235.7
4 GABRIEL	Formula Motorsport F3R	F3R	<b>236.3</b>	9	235.3	5	234.8	18	234.8	10	234.3	17	235.1
5 ERWIN	Formula Motorsport F3R	F3R	<b>236.3</b>	7	234.8	9	234.3	18	234.3	15	234.3	8	234.8
11 STEPHANE	LSP F4 /Schulz F4	F4	<b>236.3</b>	17	235.8	21	235.8	16	235.8	11	235.8	10	235.9
3 MARTIN	Formula Motorsport F3R	F3R	<b>235.3</b>	21	234.8	20	234.3	22	233.8	8	233.8	18	234.4
2 Malo BOLLIET	Feed Racing F4	F4	<b>234.8</b>	10	234.3	19	233.3	24	233.3	18	233.3	17	233.8
13 CRAM 2	Cram F4	F4	<b>234.3</b>	16	231.8	19	231.3	15	229.9	21	229.9	17	231.4
27 ASM 27	ASM F4	F4	<b>232.3</b>	22	232.3	15	231.8	12	231.8	13	231.8	16	232.0
12 CRAM 1	Cram F4	F4	<b>231.8</b>	11	231.3	13	231.3	12	231.3	6	230.8	7	231.3
20 Argenti 2	Argenti F4	F4	<b>231.3</b>	18	230.8	10	229.4	6	228.9	11	228.4	20	229.8
10 SCHULZ	LSP F4 /Schulz F4	F4	<b>230.8</b>	16	230.8	11	230.8	10	230.3	6	230.3	5	230.6
19 Argenti 1	Argenti F4	F4	<b>230.3</b>	22	229.4	11	228.9	13	228.4	10	228.4	9	229.1
9 ASM 9	ASM F4	F4	<b>228.9</b>	16	228.9	12	228.4	10	227.9	25	227.9	15	228.4
22 AKM 2	AKM F4	F4	<b>228.9</b>	18	228.9	17	227.9	11	227.4	16	227.4	8	228.1
14 Viola 1	Viola F4	F4	<b>228.4</b>	22	228.4	16	227.9	15	227.9	14	227.4	10	228.0
21 AKM 1	AKM F4	F4	<b>228.4</b>	19	227.9	16	227.9	11	227.9	6	227.4	18	227.9
28 Elite GB4 1	Elite GB4	GB4	<b>225.6</b>	21	225.6	5	225.6	6	225.6	8	225.6	10	225.6
15 Viola 2	Viola F4	F4	<b>221.0</b>	16	220.5	9	220.1	22	219.6	20	219.6	13	220.2
26 Krafft	Krafft Racing FR	FR											


**MOTOPARK TEST**
**CIRCUIT DE BARCELONA CATALUNYA -16-20 DECEMBER**
**Day 1 - Session 2 - Group 1**
**Best Sector Times**

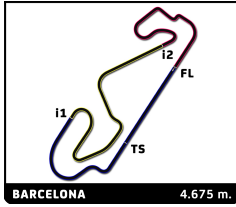
Sector 1			Sector 2			Sector 3			Pos	No Driver	Ideal Lap	Best Lap
Pos	No Driver	Time	No Driver	Time	No Driver	Time	Pos	No Driver				
1	25 KIC	29.653	25 KIC	40.464	25 KIC	29.327	1	25 KIC	1:39.444	1:39.587	(1)	
2	5 ERWIN	30.303	5 ERWIN	40.861	5 ERWIN	29.811	2	5 ERWIN	1:40.975	1:40.975	(2)	
3	21 AKM 1	30.706	6 LAURENT	41.620	6 LAURENT	30.142	3	6 LAURENT	1:42.502	1:42.712	(3)	
4	6 LAURENT	30.740	21 AKM 1	41.901	21 AKM 1	30.231	4	21 AKM 1	1:42.838	1:42.927	(4)	
5	13 CRAM 2	30.780	28 Elite GB4 1	42.075	1 R.PERARD	30.362	5	13 CRAM 2	1:43.240	1:43.396	(5)	
6	27 ASM 27	30.805	13 CRAM 2	42.082	13 CRAM 2	30.378	6	28 Elite GB4 1	1:43.385	1:43.571	(6)	
7	2 M.BOLLIET	30.829	1 R.PERARD	42.195	28 Elite GB4 1	30.433	7	1 R.PERARD	1:43.482	1:43.717	(7)	
8	28 Elite GB4 1	30.877	3 MARTIN	42.224	2 M.BOLLIET	30.552	8	2 M.BOLLIET	1:43.619	1:43.774	(8)	
9	1 R.PERARD	30.925	2 M.BOLLIET	42.238	27 ASM 27	30.560	9	27 ASM 27	1:43.705	1:43.819	(9)	
10	3 MARTIN	31.090	27 ASM 27	42.340	12 CRAM 1	30.615	10	3 MARTIN	1:44.003	1:44.003	(10)	
11	12 CRAM 1	31.142	9 ASM 9	42.505	3 MARTIN	30.689	11	12 CRAM 1	1:44.353	1:44.537	(11)	
12	9 ASM 9	31.143	12 CRAM 1	42.596	9 ASM 9	31.068	12	9 ASM 9	1:44.716	1:44.813	(12)	
13	4 GABRIEL	31.239	10 SCHULZ	42.693	22 AKM 2	31.101	13	22 AKM 2	1:45.184	1:45.184	(13)	
14	22 AKM 2	31.307	4 GABRIEL	42.747	10 SCHULZ	31.134	14	10 SCHULZ	1:45.190	1:45.359	(14)	
15	10 SCHULZ	31.363	22 AKM 2	42.776	19 Argenti 1	31.139	15	4 GABRIEL	1:45.368	1:45.562	(15)	
16	20 Argenti 2	31.510	20 Argenti 2	42.945	20 Argenti 2	31.225	16	20 Argenti 2	1:45.680	1:46.013	(16)	
17	19 Argenti 1	31.527	14 Viola 1	43.305	4 GABRIEL	31.382	17	19 Argenti 1	1:46.149	1:46.410	(17)	
18	11 STEPHANE	31.830	19 Argenti 1	43.483	14 Viola 1	31.713	18	14 Viola 1	1:46.913	1:47.209	(18)	
19	14 Viola 1	31.895	11 STEPHANE	43.690	11 STEPHANE	32.072	19	11 STEPHANE	1:47.592	1:47.682	(19)	
20	15 Viola 2	33.736	15 Viola 2	45.830	15 Viola 2	33.710	20	15 Viola 2	1:53.276	1:53.332	(20)	


**MOTOPARK TEST**
**CIRCUIT DE BARCELONA CATALUNYA -16-20 DECEMBER**
**Day 1 - Session 2 - Group 1**
**Sector Analysis**

— Invalidated Lap    ■ Personal Best    ■ Session Best    B Crossing the pit lane

Lap	Time	Sector 1	Sector 2	Sector 3	T.Sp	Elapsed	Lap	Time	Sector 1	Sector 2	Sector 3	T.Sp	Elapsed	
<b>1</b>	<b>Rafael PERARD</b> Feed Racing F4							<b>3</b>	<b>MARTIN</b> Formula Motorsport F3R					
1	2:32.709	1:02.291	53.940	36.478	164.5	2:32.709	1	6:00.445	4:29.979	52.190	38.276	137.8	6:00.445	
2	1:54.993	36.054	45.076	33.863	203.6	4:27.702	2	1:55.490	33.271	48.761	33.458	229.9	7:55.935	
3	1:55.307	36.949	45.235	33.123	197.7	6:23.009	3	1:46.676	31.722	43.498	31.456	231.3	9:42.611	
4	1:48.219	31.900	43.641	32.678	231.8	8:11.228	4	1:45.566	31.492	42.830	31.244	233.3	11:28.177	
5	1:47.069	31.576	44.097	31.396	234.8	9:58.297	5	1:45.817	31.514	42.779	31.524	232.8	13:13.994	
6	1:46.365	31.531	43.446	31.388	233.3	11:44.662	6	1:47.603	31.622	42.753	33.228	232.3	15:01.597	
7	1:46.459	31.487	43.696	31.276	236.3	13:31.121	7	1:46.239	31.508	43.165	31.566	231.3	16:47.836	
8	1:46.764	31.552	43.978	31.234	232.3	15:17.885	8	1:46.160	31.738	42.946	31.476	233.8	18:33.996	
9	1:51.570 <b>B</b>	31.466	43.572	36.532	230.8	17:09.455	9	1:45.827	31.421	42.872	31.534	233.3	20:19.823	
10	5:32.549	4:07.296	50.688	34.565	150.4	22:42.004	10	1:46.259	31.749	42.904	31.606	232.3	22:06.082	
11	1:54.416	36.315	46.186	31.915	188.7	24:36.420	11	1:46.720	31.760	43.210	31.750	232.3	23:52.802	
12	1:45.540	31.704	43.038	30.798	232.8	26:21.960	12	1:55.757 <b>B</b>	31.818	44.095	39.844	232.8	25:48.559	
13	1:44.138	31.014	42.462	30.662	233.8	28:06.098	13	7:42.999	6:01.727	54.713	46.559	118.8	33:31.558	
14	<b>1:43.717</b>	<b>30.925</b>	42.430	<b>30.362</b>	233.8	29:49.815	14	2:06.415	39.415	51.200	35.800	153.6	35:37.973	
15	1:44.004	31.246	<b>42.195</b>	30.563	232.8	31:33.819	15	1:57.066	33.676	50.759	32.631	232.3	37:35.039	
16	1:45.236	31.128	43.020	31.088	233.8	33:19.055	16	1:46.546	31.942	43.328	31.276	233.3	39:21.585	
17	1:44.741	31.364	42.458	30.919	231.3	35:03.796	17	1:44.516	31.177	42.462	30.877	233.3	41:06.101	
18	1:44.744	31.176	42.501	31.067	231.3	36:48.540	18	<b>1:44.003</b>	<b>31.090</b>	<b>42.224</b>	<b>30.689</b>	233.8	42:50.104	
19	1:53.783 <b>B</b>	31.537	44.652	37.594	232.3	38:42.323	19	1:45.516	31.222	43.361	30.933	233.8	44:35.620	
20	5:50.244	4:32.848	44.985	32.411	165.2	44:32.567	20	1:45.049	31.242	42.517	31.290	234.8	46:20.669	
21	1:45.412	31.392	42.948	31.072	233.8	46:17.979	21	1:44.981	31.300	42.671	31.010	235.3	48:05.650	
22	1:44.785	30.960	42.852	30.973	235.3	48:02.764	22	1:56.404 <b>B</b>	31.386	42.536	42.482	234.3	50:02.054	
23	1:52.531 <b>B</b>	31.040	42.351	39.140	238.4	49:55.295								
<b>2</b>	<b>Malo BOLLIED</b> Feed Racing F4							<b>4</b>	<b>GABRIEL</b> Formula Motorsport F3R					
1	2:31.772	1:01.165	53.628	36.979	135.9	2:31.772	1	5:53.145	4:23.119	52.475	37.551	102.3	5:53.145	
2	1:55.257	34.207	45.981	35.069	204.4	4:27.029	2	1:56.140	34.557	47.831	33.752	228.9	7:49.285	
3	1:50.401	34.836	43.831	31.734	188.1	6:17.430	3	1:51.974	33.269	46.180	32.525	232.3	9:41.259	
4	1:46.970	31.560	43.132	32.278	229.9	8:04.400	4	1:49.324	33.142	43.838	32.344	233.8	11:30.583	
5	1:47.541	31.270	44.970	31.301	231.8	9:51.941	5	1:48.178	32.363	43.619	32.196	235.3	13:18.761	
6	1:45.262	31.263	42.893	31.106	232.8	11:37.203	6	1:46.630	31.803	43.207	31.620	233.8	15:05.391	
7	1:45.260	31.179	43.018	31.063	232.8	13:22.463	7	1:46.509	31.724	43.135	31.650	233.3	16:51.900	
8	1:45.242	31.068	42.986	31.188	232.8	15:07.705	8	1:47.756	31.748	44.348	31.660	233.8	18:39.656	
9	1:45.202	31.144	42.887	31.171	231.8	16:52.907	9	1:46.536	31.802	43.175	31.559	236.3	20:26.192	
10	1:45.971	31.364	43.210	31.397	234.8	18:38.878	10	1:46.661	31.642	43.178	31.841	234.8	22:12.853	
11	1:46.251	31.628	43.166	31.457	231.3	20:25.129	11	1:46.556	31.934	43.005	31.617	232.3	23:59.409	
12	1:54.064 <b>B</b>	31.821	45.156	37.087	231.3	22:19.193	12	1:58.029 <b>B</b>	31.827	43.874	42.328	233.3	25:57.438	
13	4:34.211	3:05.640	52.804	35.767	145.7	26:53.404	13	10:42.769	9:11.892	53.667	37.210	104.5	36:40.207	
14	1:53.238	36.017	45.217	32.004	193.5	28:46.642	14	1:55.760	34.443	46.025	35.292	228.9	38:35.967	
15	1:45.901	31.604	43.143	31.154	231.3	30:32.543	15	1:50.529	32.285	44.305	33.939	230.8	40:26.496	
16	1:43.918	31.054	<b>42.238</b>	30.626	232.3	32:16.461	16	1:51.606	33.942	43.690	33.974	185.2	42:18.102	
17	<b>1:43.774</b>	<b>30.829</b>	42.393	<b>30.552</b>	233.3	34:00.235	17	1:47.013	31.699	43.840	31.474	234.3	44:05.115	
18	1:44.110	30.908	42.481	30.721	233.3	35:44.345	18	1:45.850	<b>31.239</b>	42.952	31.659	234.8	45:50.965	
19	1:45.344	31.113	43.140	31.091	234.3	37:29.689	19	<b>1:45.562</b>	31.407	<b>42.747</b>	31.408	233.3	47:36.527	
20	1:46.368	31.483	43.596	31.289	232.3	39:16.057	20	1:46.191	31.342	43.467	<b>31.382</b>	234.3	49:22.718	
21	1:45.547	31.476	42.693	31.378	231.3	41:01.604	21	2:06.770 <b>B</b>	32.833	47.856	46.081	234.3	51:29.488	
22	1:45.762	31.394	42.763	31.605	231.3	42:47.366								
23	1:46.446	31.505	43.225	31.716	231.8	44:33.812								
24	1:46.195	31.555	42.858	31.782	233.3	46:20.007								
25	1:53.872	31.551	46.967	35.354	232.3	48:13.879								
26	2:04.149 <b>B</b>	33.936	45.732	44.481	214.0	50:18.028								
							<b>5</b>	<b>ERWIN</b> Formula Motorsport F3R						
1	2:52.311	1:34.187	45.126	32.998	155.8	2:52.311	1	2:52.311	1:34.187	45.126	32.998	155.8	2:52.311	
2	1:45.043	32.159	42.362	30.522	229.4	4:37.354	2	1:45.043	32.159	42.362	30.522	229.4	4:37.354	
3	1:44.494	30.966	42.178	31.350	231.8	6:21.848	3	1:44.494	30.966	42.178	31.350	231.8	6:21.848	
4	1:43.919	30.943	41.732	31.244	230.8	8:05.767	4	1:43.919	30.943	41.732	31.244	230.8	8:05.767	
5	1:44.954	30.890	43.373	30.691	232.8	9:50.721	5	1:44.954	30.890	43.373	30.691	232.8	9:50.721	





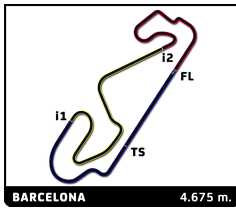
# MOTOPARK TEST

## CIRCUIT DE BARCELONA CATALUNYA -16-20 DECEMBER

### Day 1 - Session 2 - Group 1

### Sector Analysis

_ Invalidated Lap							■ Personal Best		■ Session Best		■ B Crossing the pit lane		
Lap	Time	Sector 1	Sector 2	Sector 3	T.Sp	Elapsed	Lap	Time	Sector 1	Sector 2	Sector 3	T.Sp	Elapsed
6	1:41.686	30.663	41.189	29.834	231.8	11:32.407	14	1:45.636	31.515	42.744	31.377	226.0	30:21.298
7	1:44.463	32.378	41.754	30.331	236.3	13:16.870	15	<b>1:44.813</b>	31.174	<b>42.505</b>	31.134	227.9	32:06.111
8	1:43.434	30.556	41.321	31.557	234.3	15:00.304	16	1:50.276	35.550	43.658	<b>31.068</b>	228.9	33:56.387
9	1:42.513	30.911	41.600	30.002	234.8	16:42.817	17	1:46.733	31.662	43.546	31.525	226.5	35:43.120
10	1:41.669	30.669	41.085	29.915	232.8	18:24.486	18	1:48.517	31.854	44.912	31.751	226.0	37:31.637
11	<b>1:40.975</b>	<b>30.303</b>	<b>40.861</b>	<b>29.811</b>	232.8	20:05.461	19	1:59.218	36.884	48.970	33.364	226.5	39:30.855
12	1:55.323B	30.445	43.633	41.245	232.8	22:00.784	20	1:45.542	31.692	42.602	31.248	226.5	41:16.397
13	9:50.621	8:38.235	42.155	30.231	175.9	31:51.405	21	1:45.996	31.625	43.174	31.197	226.0	43:02.393
14	1:41.796	30.524	41.234	30.038	231.3	33:33.201	22	1:45.409	31.375	42.686	31.348	227.0	44:47.802
15	1:42.659	30.406	41.676	30.577	234.3	35:15.860	23	1:45.593	31.639	42.812	31.142	225.1	46:33.395
16	1:43.978	30.582	42.078	31.318	233.8	36:59.838	24	1:45.661	31.679	42.678	31.304	226.0	48:19.056
17	1:42.137	30.718	41.465	29.954	233.8	38:41.975	25	1:57.253B	31.443	42.706	43.104	227.9	50:16.309
18	1:54.328B	31.222	44.134	38.972	234.3	40:36.303	<b>10 SCHULZ</b>						
19	5:24.151	3:49.422	56.573	38.156	126.6	46:00.454	LSP F4 /Schulz F4						
20	1:50.525	33.845	44.497	32.183	225.6	47:50.979	1	3:49.959	2:22.727	51.343	35.889	144.2	3:49.959
21	1:44.714	31.339	42.034	31.341	229.4	49:35.693	2	1:54.862	34.684	46.887	33.291	181.5	5:44.821
22	2:20.815B	40.763	52.665	47.387	161.3	51:56.508	3	1:48.295	32.426	44.044	31.825	226.5	7:33.116
<b>6 LAURENT</b>							4	1:47.710	32.896	43.451	31.363	229.9	9:20.826
Formula Motorsport F3R							5	1:46.404	31.967	43.240	31.197	230.3	11:07.230
1	4:28.326	2:48.192	59.485	40.649	124.7	4:28.326	6	1:45.671	31.501	42.906	31.264	230.3	12:52.901
2	2:04.827	38.689	50.550	35.588	189.4	6:33.153	7	<b>1:45.359</b>	31.421	42.765	31.173	229.4	14:38.260
3	1:54.265	34.150	46.580	33.535	231.3	8:27.418	8	1:45.430	<b>31.363</b>	42.779	31.288	229.9	16:23.690
4	1:50.204	32.923	44.277	33.004	234.3	10:17.622	9	1:45.640	31.598	<b>42.693</b>	31.349	229.4	18:09.330
5	1:46.885	31.892	43.038	31.955	234.8	12:04.507	10	1:45.386	31.457	42.795	<b>31.134</b>	230.8	19:54.716
6	1:45.918	31.662	43.036	31.220	234.8	13:50.425	11	1:47.771	31.422	44.351	31.998	230.8	21:42.487
7	1:44.709	31.228	42.636	30.845	234.3	15:35.134	12	1:45.766	31.618	42.847	31.301	228.9	23:28.253
8	1:45.768	31.991	42.752	31.025	237.9	17:20.902	13	2:05.392B	32.371	51.165	41.856	229.9	25:33.645
9	1:44.774	31.442	42.508	30.824	235.3	19:05.676	14	7:52.168	6:32.571	46.283	33.314	164.5	33:25.813
10	1:43.598	30.960	42.122	30.516	235.3	20:49.274	15	1:53.961	33.675	45.416	34.870	211.9	35:19.774
11	1:45.308	30.861	43.177	31.270	236.3	22:34.582	16	1:49.485	33.062	44.310	32.113	230.8	37:09.259
12	1:43.893	31.120	42.075	30.698	237.4	24:18.475	17	1:47.775	32.114	43.585	32.076	229.4	38:57.034
13	<b>1:42.712</b>	30.811	41.759	<b>30.142</b>	235.3	26:01.187	18	1:54.929B	32.343	43.968	38.618	228.9	40:51.963
14	1:54.845B	30.796	41.668	42.381	235.8	27:56.032	<b>11 STEPHANE</b>						
15	9:07.289	7:49.727	45.353	32.209	148.1	37:03.321	LSP F4 /Schulz F4						
16	1:45.393	31.299	42.967	31.127	236.9	38:48.714	1	4:08.121	2:36.726	54.507	36.888	139.2	4:08.121
17	1:43.977	31.091	41.970	30.916	238.9	40:32.691	2	2:01.831	37.213	49.732	34.886	228.4	6:09.952
18	1:46.233	31.096	42.284	32.853	240.0	42:18.924	3	1:55.882	33.880	46.474	35.528	230.8	8:05.834
19	1:44.164	30.992	42.182	30.990	240.5	44:03.088	4	1:54.840	34.575	46.956	33.309	221.9	10:00.674
20	1:43.271	31.004	41.822	30.445	236.9	45:46.359	5	1:50.986	32.673	45.553	32.760	235.3	11:51.660
21	1:42.973	<b>30.740</b>	41.644	30.589	237.4	47:29.332	6	1:51.178	32.755	45.481	32.942	234.8	13:42.838
<b>9 ASM 9</b>							7	1:51.890	33.738	45.462	32.690	233.8	15:34.728
ASM F4							8	1:51.355	33.801	45.089	32.465	233.8	17:26.083
1	2:37.707	59.190	58.550	39.967	146.1	2:37.707	9	1:50.522	33.028	44.431	33.063	234.8	19:16.605
2	2:09.397	41.008	51.310	37.079	174.0	4:47.104	10	1:49.371	32.060	44.893	32.418	235.8	21:05.976
3	1:59.081	36.596	47.194	35.291	190.4	6:46.185	11	1:51.590	32.964	46.042	32.584	235.8	22:57.566
4	1:51.176	33.614	45.022	32.540	214.0	8:37.361	12	1:49.443	32.563	44.574	32.306	234.8	24:47.009
5	1:48.715	32.663	44.077	31.975	226.0	10:26.076	13	1:50.380	32.570	45.152	32.478	234.3	26:37.389
6	1:46.546	31.729	43.242	31.575	226.0	12:12.622	14	1:48.836	32.324	44.440	<b>32.072</b>	234.3	28:26.225
7	1:45.699	31.389	42.896	31.414	226.5	13:58.321	15	1:49.309	33.163	43.979	32.167	207.5	30:15.534
8	1:47.987	31.544	42.772	33.671	225.6	15:46.308	16	1:50.297	<b>31.830</b>	44.190	34.277	235.8	32:05.831
9	1:45.776	31.769	42.844	31.163	223.7	17:32.084	17	2:01.631B	31.901	43.810	45.920	236.3	34:07.462
10	1:46.207	<b>31.143</b>	43.437	31.627	228.4	19:18.291	18	8:16.586	6:48.208	54.281	34.097	128.1	42:24.048
11	1:47.923	31.200	44.527	32.196	227.9	21:06.214	19	1:51.946	32.553	46.329	33.064	234.8	44:15.994
12	2:01.667B	32.423	44.859	44.385	228.9	23:07.881	20	1:48.766	32.128	44.351	32.287	234.8	46:04.760
13	5:27.781	4:10.811	45.035	31.935	163.0	28:35.662	21	<b>1:47.682</b>	31.850	43.726	32.106	235.8	47:52.442



# MOTOPARK TEST

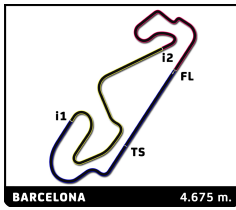
## CIRCUIT DE BARCELONA CATALUNYA -16-20 DECEMBER

### Day 1 - Session 2 - Group 1

### Sector Analysis

— Invalidated Lap    ■ Personal Best    ■ Session Best    B Crossing the pit lane

Lap	Time	Sector 1	Sector 2	Sector 3	T.Spd	Elapsed	Lap	Time	Sector 1	Sector 2	Sector 3	T.Spd	Elapsed
22	1:48.410	32.062	<b>43.690</b>	32.658	234.8	49:40.852	8	1:47.688	32.102	43.614	31.972	227.0	20:45.756
23	2:25.972B	38.839	55.632	51.501	198.4	52:06.824	9	1:57.434	32.665	48.258	36.511	226.5	22:43.190
<b>12</b> <b>CRAM 1</b> Cram F4							10	1:47.824	32.313	43.535	31.976	227.4	24:31.014
1	2:37.350	1:11.569	50.951	34.830	135.7	2:37.350	11	1:47.575	32.107	43.439	32.029	227.0	26:18.589
2	1:55.827	35.864	47.112	32.851	177.4	4:33.177	12	1:47.217	32.060	<b>43.305</b>	31.852	226.0	28:05.806
3	1:51.580	34.076	46.336	31.168	188.7	6:24.757	13	1:47.731	32.412	43.606	<b>31.713</b>	223.7	29:53.537
4	1:45.288	31.671	42.896	30.721	229.4	8:10.045	14	<b>1:47.209</b>	<b>31.895</b>	43.353	31.961	227.9	31:40.746
5	1:44.747	31.147	42.942	30.658	230.8	9:54.792	15	1:47.758	32.035	43.487	32.236	227.9	33:28.504
6	1:44.992	31.201	43.000	30.791	231.3	11:39.784	16	1:50.460	31.916	44.760	33.784	228.4	35:18.964
7	1:46.165	31.881	42.946	31.338	230.8	13:25.949	17	1:57.267B	32.252	43.986	41.029	227.4	37:16.231
8	1:55.643B	31.678	43.616	40.349	228.9	15:21.592	18	3:54.844	2:31.413	48.020	35.411	160.8	41:11.075
9	14:40.168	...	52.206	33.789	124.3	30:01.760	19	1:49.019	32.500	44.105	32.414	227.0	43:00.094
10	1:51.642	34.283	45.915	31.444	180.9	31:53.402	20	1:49.951	32.314	45.376	32.261	227.0	44:50.045
11	1:53.104	31.387	47.136	34.581	231.8	33:46.506	21	1:49.773	32.217	43.704	33.852	227.4	46:39.818
12	1:48.525	<b>31.142</b>	44.932	32.451	231.3	35:35.031	22	1:49.325	32.854	44.097	32.374	228.4	48:29.143
13	<b>1:44.537</b>	31.326	<b>42.596</b>	<b>30.615</b>	231.3	37:19.568	23	2:03.846B	32.271	46.217	45.358	227.0	50:32.989
14	1:45.245	31.201	42.814	31.230	229.9	39:04.813	<b>15</b> <b>Viola 2</b> Viola F4						
15	1:45.373	31.303	42.888	31.182	229.4	40:50.186	1	6:47.132	4:58.117	1:05.155	43.860	86.3	6:47.132
16	1:46.215	31.427	43.277	31.511	230.3	42:36.401	2	2:26.313	45.400	59.293	41.620	167.0	9:13.445
17	1:52.228B	31.865	43.933	36.430	230.3	44:28.629	3	2:15.267	40.000	52.572	42.695	180.0	11:28.712
<b>13</b> <b>CRAM 2</b> Cram F4							4	2:10.813	40.153	51.945	38.715	199.1	13:39.525
1	2:05.068	42.167	48.321	34.580	157.8	2:05.068	5	2:06.827	37.819	51.464	37.544	214.0	15:46.352
2	1:50.852	34.013	45.208	31.631	212.8	3:55.920	6	2:03.721	36.754	49.477	37.490	209.9	17:50.073
3	1:46.943	32.453	43.299	31.191	223.2	5:42.863	7	2:00.379	36.175	48.597	35.607	215.7	19:50.452
4	1:45.720	31.591	42.700	31.429	226.0	7:28.583	8	1:58.881	35.172	48.231	35.478	218.3	21:49.333
5	1:44.374	31.186	42.600	30.588	227.0	9:12.957	9	1:57.119	34.667	47.517	34.935	220.5	23:46.452
6	1:44.130	31.090	42.427	30.613	227.4	10:57.087	10	1:57.975	34.367	48.587	35.021	218.8	25:44.427
7	1:43.971	31.058	42.234	30.679	228.9	12:41.058	11	1:55.520	34.239	46.944	34.337	218.8	27:39.947
8	1:43.730	31.120	<b>42.082</b>	30.528	227.0	14:24.788	12	1:54.782	34.195	46.538	34.049	219.2	29:34.729
9	1:44.316	31.212	42.380	30.724	227.4	16:09.104	13	1:53.882	33.783	46.284	33.815	219.6	31:28.611
10	1:44.077	31.175	42.312	30.590	227.9	17:53.181	14	1:54.439	33.868	46.217	34.354	219.2	33:23.050
11	1:51.121B	31.499	42.470	37.152	229.4	19:44.302	15	1:59.619	34.155	48.900	36.564	211.9	35:22.669
12	8:38.281	7:15.089	49.388	33.804	138.5	28:22.583	16	2:01.190	36.190	48.737	36.263	221.0	37:23.859
13	1:54.009	36.403	46.138	31.468	222.8	30:16.592	17	2:04.989B	34.327	47.214	43.448	219.2	39:28.848
14	1:46.941	31.618	43.974	31.349	226.5	32:03.533	18	3:41.801	2:11.008	52.453	38.340	123.4	43:10.649
15	1:43.738	30.902	42.337	30.499	231.3	33:47.271	19	1:58.641	35.533	47.984	35.124	213.2	45:09.290
16	1:43.716	30.821	42.517	<b>30.378</b>	234.3	35:30.987	20	1:54.814	34.196	46.466	34.152	219.6	47:04.104
17	<b>1:43.396</b>	30.867	42.087	30.442	229.9	37:14.383	21	<b>1:53.332</b>	33.792	<b>45.830</b>	<b>33.710</b>	219.2	48:57.436
18	1:43.529	<b>30.780</b>	42.126	30.623	228.4	38:57.912	22	2:08.753B	<b>33.736</b>	50.403	44.614	220.1	51:06.189
19	1:44.861	31.597	42.462	30.802	231.8	40:42.773	<b>19</b> <b>Argenti 1</b> Argenti F4						
20	1:43.979	31.159	42.189	30.631	227.9	42:26.752	1	3:04.285	1:22.628	1:00.330	41.327	135.4	3:04.285
21	1:44.572	31.060	42.867	30.645	229.9	44:11.324	2	2:08.316	41.351	51.412	35.553	165.5	5:12.601
22	1:51.031B	31.295	42.566	37.170	228.9	46:02.355	3	1:58.105	35.560	48.452	34.093	213.2	7:10.706
<b>14</b> <b>Viola 1</b> Viola F4							4	1:52.763	33.276	46.172	33.315	225.1	9:03.469
1	7:55.079	6:23.665	55.176	36.238	104.4	7:55.079	5	1:50.374	32.904	45.263	32.207	227.0	10:53.843
2	1:56.609	35.127	47.191	34.291	195.2	9:51.688	6	1:50.847	32.156	46.717	31.974	227.4	12:44.690
3	1:52.195	34.486	45.288	32.421	223.2	11:43.883	7	1:48.181	32.080	44.238	31.863	227.9	14:32.871
4	1:49.457	32.881	44.364	32.212	225.6	13:33.340	8	1:47.347	31.933	44.222	31.192	227.0	16:20.218
5	1:48.165	32.232	43.893	32.040	227.0	15:21.505	9	1:46.822	31.958	43.725	<b>31.139</b>	228.4	18:07.040
6	1:48.503	32.254	43.983	32.266	227.0	17:10.008	10	1:50.603	31.695	46.386	32.522	228.4	19:57.643
7	1:48.060	32.287	43.678	32.095	226.5	18:58.068	11	1:48.587	31.719	44.648	32.220	229.4	21:46.230
							12	1:48.364	32.297	44.201	31.866	227.9	23:34.594
							13	1:47.390	31.815	44.173	31.402	228.9	25:21.984



# MOTOPARK TEST

## CIRCUIT DE BARCELONA CATALUNYA -16-20 DECEMBER

### Day 1 - Session 2 - Group 1

#### Sector Analysis

— Invalidated Lap    ■ Personal Best    ■ Session Best    B Crossing the pit lane

Lap	Time	Sector 1	Sector 2	Sector 3	T.Sp	Elapsed	Lap	Time	Sector 1	Sector 2	Sector 3	T.Sp	Elapsed
14	2:02.231 B	32.102	47.036	43.093	227.4	27:24.215							
15	10:03.119	8:36.431	51.699	34.989	107.2	37:27.334							
16	1:57.960	34.769	49.195	33.996	220.5	39:25.294							
17	1:56.056	33.391	49.678	32.987	221.4	41:21.350							
18	1:49.409	32.377	44.441	32.591	227.9	43:10.759							
19	1:47.899	32.376	43.946	31.577	225.1	44:58.658							
20	1:46.623	31.800	43.577	31.246	227.0	46:45.281							
21	<b>1:46.410</b>	31.742	<b>43.483</b>	31.185	227.4	48:31.691							
22	2:03.067 B	<b>31.527</b>	45.230	46.310	230.3	50:34.758							

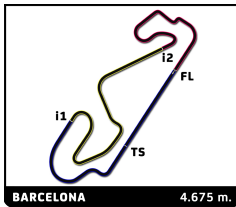
20 Argenti 2						
Argenti F4						
Lap	Time	Sector 1	Sector 2	Sector 3	T.Sp	Elapsed
1	2:59.245	1:19.736	58.610	40.899	129.6	2:59.245
2	2:08.780	41.696	50.545	36.539	145.7	5:08.025
3	1:54.727	35.323	46.511	32.893	219.2	7:02.752
4	1:50.088	32.922	44.732	32.434	226.0	8:52.840
5	1:48.283	32.447	43.914	31.922	227.9	10:41.123
6	1:47.397	31.961	43.546	31.890	229.4	12:28.520
7	1:48.033	32.028	44.038	31.967	226.5	14:16.553
8	1:48.065	32.903	43.495	31.667	213.6	16:04.618
9	1:46.544	31.724	43.393	31.427	227.4	17:51.162
10	1:47.026	31.918	43.423	31.685	230.8	19:38.188
11	1:47.537	31.530	44.211	31.796	228.9	21:25.725
12	1:46.099	31.851	<b>42.945</b>	31.303	224.6	23:11.824
13	1:46.341	31.842	43.274	<b>31.225</b>	227.0	24:58.165
14	1:55.410 B	31.619	43.415	40.376	227.9	26:53.575
15	9:00.677	7:35.815	49.847	35.015	109.0	35:54.252
16	1:50.021	33.643	44.577	31.801	223.2	37:44.273
17	1:48.156	32.359	43.911	31.886	226.5	39:32.429
18	1:47.148	31.786	43.551	31.811	231.3	41:19.577
19	1:46.560	31.634	43.315	31.611	227.0	43:06.137
20	<b>1:46.013</b>	31.578	43.033	31.402	228.4	44:52.150
21	1:46.391	31.655	43.109	31.627	228.4	46:38.541
22	1:46.392	31.730	43.291	31.371	227.4	48:24.933
23	1:59.318 B	<b>31.510</b>	43.240	44.568	227.0	50:24.251

21 AKM 1						
AKM F4						
Lap	Time	Sector 1	Sector 2	Sector 3	T.Sp	Elapsed
1	6:47.892	5:18.109	51.590	38.193	140.1	6:47.892
2	1:53.929	34.969	46.401	32.559	201.7	8:41.821
3	1:49.873	33.439	45.136	31.298	210.7	10:31.694
4	1:44.504	31.336	42.512	30.656	227.4	12:16.198
5	1:43.827	31.010	42.178	30.639	227.4	14:00.025
6	1:45.133	30.943	42.155	32.035	227.9	15:45.158
7	1:44.585	31.416	42.490	30.679	224.6	17:29.743
8	1:44.931	31.041	43.024	30.866	227.0	19:14.674
9	1:44.003	31.113	42.252	30.638	226.0	20:58.677
10	2:02.819	34.184	53.290	35.345	213.6	23:01.496
11	1:45.721	31.304	42.976	31.441	227.9	24:47.217
12	1:52.141 B	32.282	42.619	37.240	227.0	26:39.358
13	13:19.679	...	52.854	36.316	124.8	39:59.037
14	2:01.046	36.247	47.624	37.175	193.5	42:00.083
15	1:50.038	33.313	45.229	31.496	214.0	43:50.121
16	1:44.474	31.156	42.761	30.557	227.9	45:34.595
17	1:43.491	30.991	42.121	30.379	226.5	47:18.086
18	<b>1:42.927</b>	30.795	<b>41.901</b>	<b>30.231</b>	227.4	49:01.013
19	1:53.390 B	<b>30.706</b>	44.353	38.331	228.4	50:54.403

22 AKM 2						
AKM F4						
Lap	Time	Sector 1	Sector 2	Sector 3	T.Sp	Elapsed
1	7:30.967	5:56.561	55.435	38.971	101.8	7:30.967
2	1:58.739	36.851	47.657	34.231	207.9	9:29.706
3	1:53.878	34.441	45.874	33.563	225.1	11:23.584
4	1:48.322	32.233	44.114	31.975	226.0	13:11.906
5	1:47.412	31.807	44.132	31.473	226.5	14:59.318
6	1:47.371	31.669	44.205	31.497	227.0	16:46.689
7	1:46.050	31.458	43.354	31.238	227.4	18:32.739
8	1:45.984	31.454	43.329	31.201	227.4	20:18.723
9	1:45.546	31.316	43.015	31.215	227.0	22:04.269
10	1:45.665	31.319	43.137	31.209	226.5	23:49.934
11	1:54.728 B	31.505	44.262	38.961	227.9	25:44.662
12	12:56.073	...	59.078	42.093	104.1	38:40.735
13	2:01.900	39.180	48.617	34.103	168.8	40:42.635
14	1:56.840	34.678	48.505	33.657	217.9	42:39.475
15	1:51.437	34.541	44.767	32.129	227.0	44:30.912
16	1:46.117	31.526	43.428	31.163	227.4	46:17.029
17	<b>1:45.184</b>	<b>31.307</b>	<b>42.776</b>	<b>31.101</b>	228.9	48:02.213
18	1:56.340 B	32.278	43.182	40.880	228.9	49:58.553

25 KIC						
KIC FR						
Lap	Time	Sector 1	Sector 2	Sector 3	T.Sp	Elapsed
1	19:42.847	...	59.479	41.141	132.4	19:42.847
2	1:59.617	38.702	46.372	34.543	135.2	21:42.464
3	1:50.854	35.160	44.319	31.375	186.2	23:33.318
4	1:43.533	31.126	42.203	30.204	237.9	25:16.851
5	1:41.532	30.445	41.197	29.890	237.9	26:58.383
6	1:40.704	30.514	40.778	29.412	240.5	28:39.087
7	1:40.412	29.979	40.964	29.469	240.5	30:19.499
8	1:41.228	29.709	42.192	<b>29.327</b>	241.1	32:00.727
9	1:39.869	29.841	40.685	29.343	240.0	33:40.596
10	1:40.167	<b>29.653</b>	40.684	29.830	243.2	35:20.763
11	1:41.808	30.465	40.980	30.363	243.8	37:02.571
12	1:40.609	29.903	41.141	29.565	240.0	38:43.180
13	1:49.492 B	29.964	40.832	38.696	240.5	40:32.672
14	3:46.452	2:34.388	42.304	29.760	172.8	44:19.124
15	1:40.913	29.944	41.230	29.739	238.9	46:00.037
16	<b>1:39.587</b>	29.750	<b>40.464</b>	29.373	237.4	47:39.624
17	1:40.600	29.720	41.385	29.495	240.0	49:20.224
18	2:07.798 B	32.338	48.938	46.522	238.4	51:28.022

27 ASM 27						
ASM F4						
Lap	Time	Sector 1	Sector 2	Sector 3	T.Sp	Elapsed
1	2:19.076	54.575	49.517	34.984	133.4	2:19.076
2	1:54.725	36.349	45.649	32.727	220.1	4:13.801
3	1:50.046	32.947	45.017	32.082	225.6	6:03.847
4	1:47.929	31.965	43.715	32.249	228.9	7:51.776
5	1:46.529	31.803	43.458	31.268	230.3	9:38.305
6	1:47.350	31.570	43.117	32.663	230.3	11:25.655
7	1:53.386 B	31.429	43.196	38.761	231.3	13:19.041
8	7:37.269	6:04.178	56.566	36.525	114.3	20:56.310
9	2:03.229	38.343	49.750	35.136	176.8	22:59.539
10	1:50.342	32.726	45.576	32.040	227.4	24:49.881
11	1:49.497	34.024	44.131	31.342	231.3	26:39.378
12	1:46.995	31.506	43.750	31.739	231.8	28:26.373



## MOTOPARK TEST

CIRCUIT DE BARCELONA CATALUNYA -16-20 DECEMBER

Day 1 - Session 2 - Group 1

### Sector Analysis

— Invalidated Lap

■ Personal Best

■ Session Best

**B** Crossing the pit lane

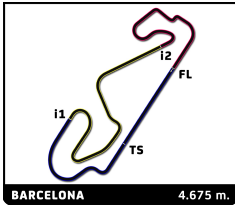
Lap	Time	Sector 1	Sector 2	Sector 3	T.Sp	Elapsed	Lap	Time	Sector 1	Sector 2	Sector 3	T.Sp	Elapsed
13	1:44.570	31.277	42.539	30.754	231.8	30:10.943							
14	1:44.190	31.088	<b>42.340</b>	30.762	230.3	31:55.133							
15	<b>1:43.819</b>	<b>30.805</b>	42.454	<b>30.560</b>	232.3	33:38.952							
16	1:45.606	30.969	43.576	31.061	231.8	35:24.558							
17	1:47.043	33.090	42.895	31.058	231.8	37:11.601							
18	1:54.640 <b>B</b>	31.642	43.307	39.691	230.3	39:06.241							
19	5:31.325	4:11.685	47.225	32.415	166.2	44:37.566							
20	1:45.818	31.555	43.026	31.237	230.8	46:23.384							
21	1:45.336	31.194	43.062	31.080	231.3	48:08.720							
22	1:55.114 <b>B</b>	30.962	42.395	41.757	232.3	50:03.834							

# 28

**Elite GB4 1**

Elite GB4

1	5:07.827	3:34.007	55.739	38.081	113.6	5:07.827
2	1:57.506	35.245	47.955	34.306	224.2	7:05.333
3	1:53.137	33.285	46.060	33.792	225.1	8:58.470
4	1:46.750	31.929	43.430	31.391	225.1	10:45.220
5	1:45.004	31.395	42.820	30.789	225.6	12:30.224
6	1:46.446	31.124	43.494	31.828	225.6	14:16.670
7	1:44.243	31.078	42.571	30.594	225.1	16:00.913
8	1:45.441	31.171	42.550	31.720	225.6	17:46.354
9	1:56.562	34.986	48.694	32.882	225.1	19:42.916
10	1:44.661	31.429	42.555	30.677	225.6	21:27.577
11	1:44.482	31.131	42.509	30.842	225.1	23:12.059
12	2:05.510 <b>B</b>	35.698	45.995	43.817	191.4	25:17.569
13	6:19.506	4:57.447	47.175	34.884	127.6	31:37.075
14	1:49.209	33.098	44.132	31.979	224.2	33:26.284
15	1:46.819	31.492	44.055	31.272	225.1	35:13.103
16	1:45.882	32.237	42.829	30.816	225.1	36:58.985
17	1:48.602	31.239	44.062	33.301	225.6	38:47.587
18	1:44.456	31.339	42.447	30.670	225.6	40:32.043
19	1:44.565	30.913	42.661	30.991	225.6	42:16.608
20	1:43.727	<b>30.877</b>	42.273	30.577	225.1	44:00.335
21	1:43.867	30.918	42.516	<b>30.433</b>	225.6	45:44.202
22	1:48.675	34.390	43.519	30.766	224.6	47:32.877
23	<b>1:43.571</b>	30.984	<b>42.075</b>	30.512	225.1	49:16.448
24	2:09.807 <b>B</b>	35.171	48.953	45.683	225.1	51:26.255

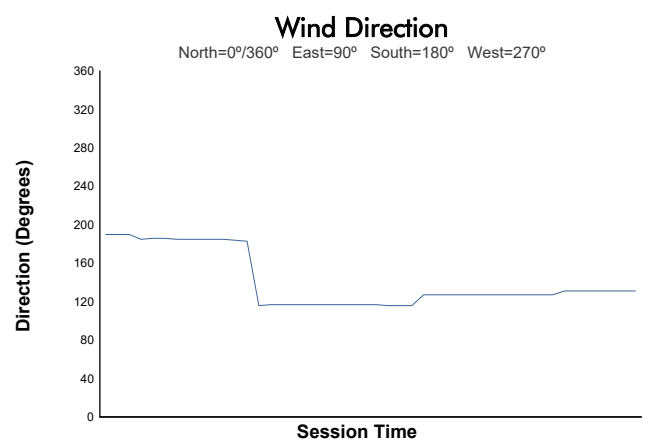

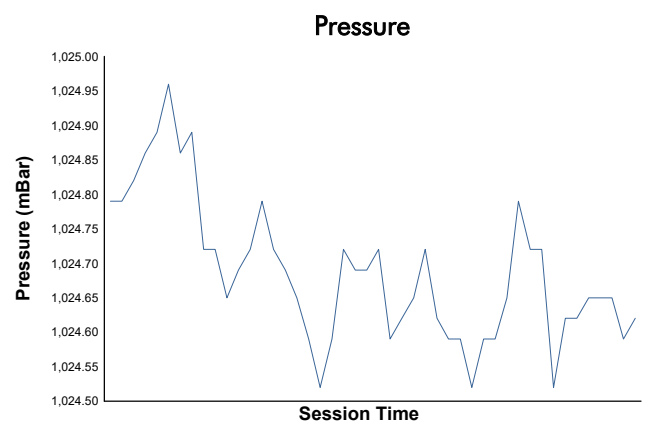
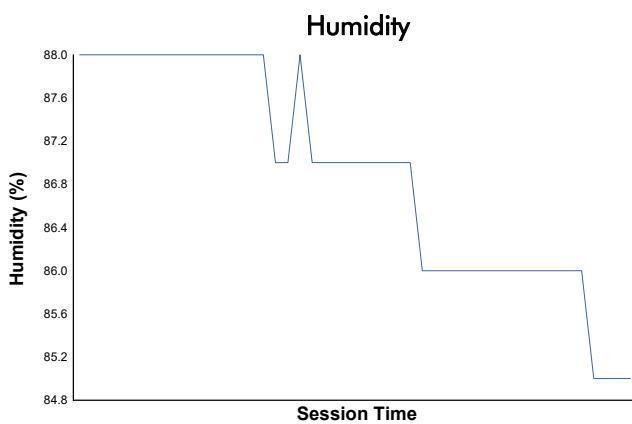
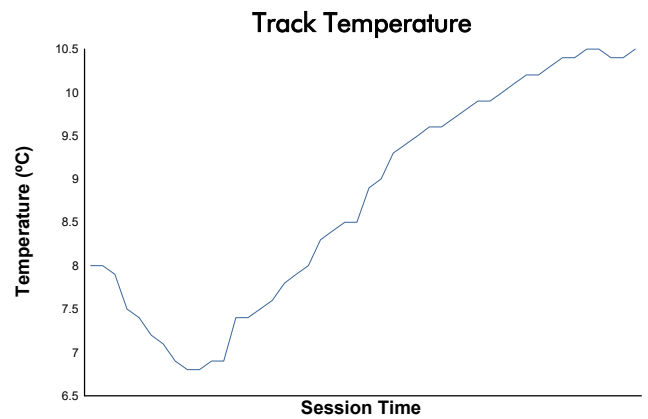
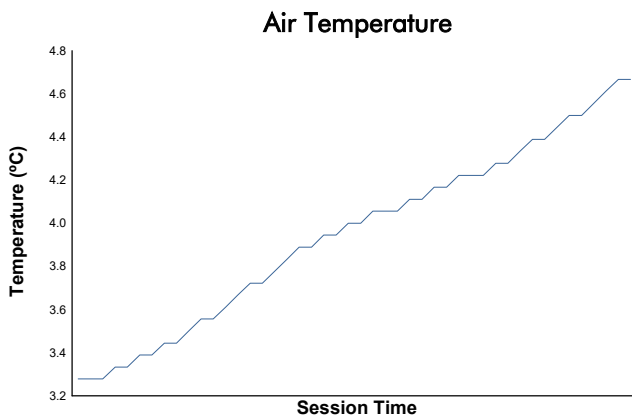


# CIRCUIT DE BARCELONA CATALUNYA -16-20 DECEMBI

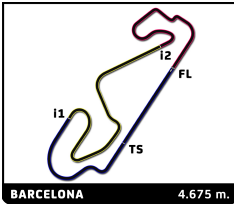
## MOTOPARK TEST

Day 1 - Session 2 - Group 1

### Weather Report



Track Status: **DRY**


**MOTOPARK TEST**
**CIRCUIT DE BARCELONA CATALUNYA - 16-20 DECEMBER**
**Day 1 - Session 3 - Group 1**
**Classification**

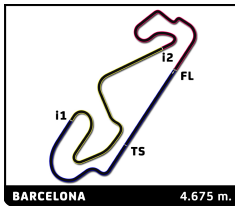
No	Driver	Nat	Team	Car	Cl.	Time	Lap	Total	Gap	Kph
1	25 <b>KIC</b>		KIC FR		FR	<b>1:38.765</b>	19	19	-	- <b>170.4</b>
2	5 <b>ERWIN</b>		Formula Motorsport F3R		F3R	<b>1:41.746</b>	17	18	+2.981	+2.981 <b>165.4</b>
3	28 <b>Elite GB4 1</b>		Elite GB4		GB4	<b>1:43.439</b>	17	19	+4.674	+1.693 <b>162.7</b>
4	6 <b>LAURENT</b>		Formula Motorsport F3R		F3R	<b>1:43.627</b>	16	17	+4.862	+0.188 <b>162.4</b>
5	1 <b>Rafael PERARD</b>		Feed Racing F4		F4	<b>1:43.804</b>	12	20	+5.039	+0.177 <b>162.1</b>
6	21 <b>AKM 1</b>		AKM F4		F4	<b>1:43.915</b>	7	22	+5.150	+0.111 <b>162.0</b>
7	9 <b>ASM 9</b>		ASM F4		F4	<b>1:44.022</b>	16	21	+5.257	+0.107 <b>161.8</b>
8	10 <b>SCHULZ</b>		LSP F4 /Schulz F4		F4	<b>1:44.149</b>	12	17	+5.384	+0.127 <b>161.6</b>
9	27 <b>ASM 27</b>		ASM F4		F4	<b>1:44.319</b>	16	19	+5.554	+0.170 <b>161.3</b>
10	2 <b>Malo BOLLINET</b>		Feed Racing F4		F4	<b>1:44.514</b>	8	22	+5.749	+0.195 <b>161.0</b>
11	13 <b>CRAM 2</b>		Cram F4		F4	<b>1:44.863</b>	18	21	+6.098	+0.349 <b>160.5</b>
12	26 <b>Krafft</b>		Krafft Racing FR		FR	<b>1:44.888</b>	4	8	+6.123	+0.025 <b>160.5</b>
13	4 <b>GABRIEL</b>		Formula Motorsport F3R		F3R	<b>1:44.897</b>	19	21	+6.132	+0.009 <b>160.4</b>
14	3 <b>MARTIN</b>		Formula Motorsport F3R		F3R	<b>1:45.024</b>	15	21	+6.259	+0.127 <b>160.2</b>
15	22 <b>AKM 2</b>		AKM F4		F4	<b>1:45.180</b>	19	20	+6.415	+0.156 <b>160.0</b>
16	12 <b>CRAM 1</b>		Cram F4		F4	<b>1:45.362</b>	5	20	+6.597	+0.182 <b>159.7</b>
17	20 <b>Argenti 2</b>		Argenti F4		F4	<b>1:45.817</b>	20	21	+7.052	+0.455 <b>159.0</b>
18	14 <b>Viola 1</b>		Viola F4		F4	<b>1:46.157</b>	16	22	+7.392	+0.340 <b>158.5</b>
19	19 <b>Argenti 1</b>		Argenti F4		F4	<b>1:46.399</b>	19	21	+7.634	+0.242 <b>158.2</b>
20	15 <b>Viola 2</b>		Viola F4		F4	<b>1:47.645</b>	21	22	+8.880	+1.246 <b>156.3</b>
21	11 <b>STEPHANE</b>		LSP F4 /Schulz F4		F4	<b>1:47.762</b>	21	21	+8.997	+0.117 <b>156.2</b>

<b>Fastest Lap:</b>	Lap 19	KIC	<b>1:38.765</b>	170.4 Kph
---------------------	--------	-----	-----------------	-----------

Published at: .....

 Track Status: **DRY**

--	--

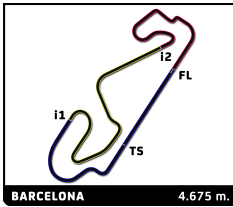

**MOTOPARK TEST**
**CIRCUIT DE BARCELONA CATALUNYA -16-20 DECEMBER**
**Day 1 - Session 3 - Group 1**
**Classification by Class**

No	Driver	Nat	Team	Car	Time	Lap Total	Gap	Kph
<b>F4</b>								
1	1 <b>Rafael PERARD</b>		Feed Racing F4		<b>1:43.804</b>	12 20		<b>162.1</b>
2	21 <b>AKM 1</b>		AKM F4		<b>1:43.915</b>	7 22	+0.111 +0.111	<b>162.0</b>
3	9 <b>ASM 9</b>		ASM F4		<b>1:44.022</b>	16 21	+0.218 +0.107	<b>161.8</b>
4	10 <b>SCHULZ</b>		LSP F4 /Schulz F4		<b>1:44.149</b>	12 17	+0.345 +0.127	<b>161.6</b>
5	27 <b>ASM 27</b>		ASM F4		<b>1:44.319</b>	16 19	+0.515 +0.170	<b>161.3</b>
6	2 <b>Malo BOLLIET</b>		Feed Racing F4		<b>1:44.514</b>	8 22	+0.710 +0.195	<b>161.0</b>
7	13 <b>CRAM 2</b>		Cram F4		<b>1:44.863</b>	18 21	+1.059 +0.349	<b>160.5</b>
8	22 <b>AKM 2</b>		AKM F4		<b>1:45.180</b>	19 20	+1.376 +0.317	<b>160.0</b>
9	12 <b>CRAM 1</b>		Cram F4		<b>1:45.362</b>	5 20	+1.558 +0.182	<b>159.7</b>
10	20 <b>Argenti 2</b>		Argenti F4		<b>1:45.817</b>	20 21	+2.013 +0.455	<b>159.0</b>
11	14 <b>Viola 1</b>		Viola F4		<b>1:46.157</b>	16 22	+2.353 +0.340	<b>158.5</b>
12	19 <b>Argenti 1</b>		Argenti F4		<b>1:46.399</b>	19 21	+2.595 +0.242	<b>158.2</b>
13	15 <b>Viola 2</b>		Viola F4		<b>1:47.645</b>	21 22	+3.841 +1.246	<b>156.3</b>
14	11 <b>STEPHANE</b>		LSP F4 /Schulz F4		<b>1:47.762</b>	21 21	+3.958 +0.117	<b>156.2</b>
<b>F3R</b>								
1	5 <b>ERWIN</b>		Formula Motorsport F3R		<b>1:41.746</b>	17 18		<b>165.4</b>
2	6 <b>LAURENT</b>		Formula Motorsport F3R		<b>1:43.627</b>	16 17	+1.881 +1.881	<b>162.4</b>
3	4 <b>GABRIEL</b>		Formula Motorsport F3R		<b>1:44.897</b>	19 21	+3.151 +1.270	<b>160.4</b>
4	3 <b>MARTIN</b>		Formula Motorsport F3R		<b>1:45.024</b>	15 21	+3.278 +0.127	<b>160.2</b>
<b>GB4</b>								
1	28 <b>Elite GB4 1</b>		Elite GB4		<b>1:43.439</b>	17 19		<b>162.7</b>
<b>FR</b>								
1	25 <b>KIC</b>		KIC FR		<b>1:38.765</b>	19 19		<b>170.4</b>
2	26 <b>Krafft</b>		Krafft Racing FR		<b>1:44.888</b>	4 8	+6.123 +6.123	<b>160.5</b>

Published at: .....

 Track Status: **DRY**

--	--

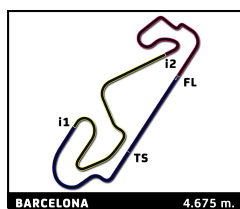

**MOTOPARK TEST**
**CIRCUIT DE BARCELONA CATALUNYA - 16-20 DECEMBER**
**Day 1 - Session 3 - Group 1**
**Best Top Speed**

No Driver	Team	Class	Top 1		Top 2		Top 3		Top 4		Top 5		Avg
			Kph	Lap	Kph	Lap	Kph	Lap	Kph	Lap	Kph	Lap	
26 Krafft	Krafft Racing FR	FR	<b>238.9</b>	4	238.9	5	236.3	7	235.8	8	234.8	2	236.9
25 KIC	KIC FR	FR	<b>238.4</b>	11	238.4	6	237.9	18	237.9	7	237.4	19	238.0
6 LAURENT	Formula Motorsport F3R	F3R	<b>236.3</b>	4	234.3	17	233.8	16	233.3	15	233.3	7	234.2
4 GABRIEL	Formula Motorsport F3R	F3R	<b>234.8</b>	19	234.3	16	234.3	15	233.8	21	233.8	7	234.2
1 Rafael PERARD	Feed Racing F4	F4	<b>234.3</b>	13	233.3	9	232.3	5	231.3	14	231.3	11	232.5
2 Malo BOLLINET	Feed Racing F4	F4	<b>234.3</b>	22	234.3	20	233.8	6	233.3	21	232.8	19	233.7
5 ERWIN	Formula Motorsport F3R	F3R	<b>233.3</b>	15	232.8	10	232.3	16	232.3	11	232.3	8	232.6
11 STEPHANE	LSP F4 /Schulz F4	F4	<b>233.3</b>	9	233.3	17	232.8	20	232.3	14	231.8	19	232.7
3 MARTIN	Formula Motorsport F3R	F3R	<b>232.3</b>	8	231.8	16	231.8	7	231.3	15	231.3	6	231.7
10 SCHULZ	LSP F4 /Schulz F4	F4	<b>231.8</b>	13	230.3	17	230.3	14	230.3	11	229.9	16	230.5
27 ASM 27	ASM F4	F4	<b>231.3</b>	17	230.8	16	229.9	13	229.9	7	229.4	14	230.3
13 CRAM 2	Cram F4	F4	<b>230.3</b>	7	228.9	6	228.4	8	227.0	5	227.0	9	228.3
22 AKM 2	AKM F4	F4	<b>229.9</b>	4	228.9	16	228.9	7	227.4	6	227.0	5	228.4
12 CRAM 1	Cram F4	F4	<b>228.9</b>	15	227.9	10	227.9	9	227.4	7	227.4	11	227.9
14 Viola 1	Viola F4	F4	<b>228.9</b>	9	228.4	6	227.0	12	227.0	10	226.5	5	227.6
19 Argenti 1	Argenti F4	F4	<b>228.9</b>	9	227.0	8	227.0	7	226.0	10	225.6	20	226.9
21 AKM 1	AKM F4	F4	<b>228.4</b>	15	227.9	21	227.9	18	227.4	8	227.4	10	227.8
9 ASM 9	ASM F4	F4	<b>227.4</b>	18	227.4	17	226.0	21	226.0	16	225.6	13	226.5
15 Viola 2	Viola F4	F4	<b>226.5</b>	14	226.5	18	226.0	19	226.0	17	226.0	13	226.2
20 Argenti 2	Argenti F4	F4	<b>226.5</b>	16	225.6	19	225.6	7	225.1	18	225.1	15	225.6
28 Elite GB4 1	Elite GB4	GB4	<b>226.0</b>	16	226.0	3	225.6	19	225.6	18	225.6	15	225.8




**MOTOPARK TEST**
**CIRCUIT DE BARCELONA CATALUNYA -16-20 DECEMBER**
**Day 1 - Session 3 - Group 1**
**Best Sector Times**

Sector 1			Sector 2			Sector 3			Ideal Lap	Best Lap	
Pos	No Driver	Time	No Driver	Time	No Driver	Time	Pos	No Driver			
1	25 KIC	29.312	25 KIC	40.234	25 KIC	29.059	1	25 KIC	1:38.605	1:38.765	(1)
2	5 ERWIN	30.337	5 ERWIN	41.334	5 ERWIN	29.891	2	5 ERWIN	1:41.562	1:41.746	(2)
3	26 Krafft	30.707	6 LAURENT	41.941	28 Elite GB4 1	30.358	3	28 Elite GB4 1	1:43.363	1:43.439	(3)
4	28 Elite GB4 1	30.780	1 R.PERARD	42.082	1 R.PERARD	30.480	4	6 LAURENT	1:43.539	1:43.627	(4)
5	2 M.BOLLIET	30.928	9 ASM 9	42.109	21 AKM 1	30.486	5	1 R.PERARD	1:43.563	1:43.804	(5)
6	9 ASM 9	30.944	28 Elite GB4 1	42.225	6 LAURENT	30.629	6	21 AKM 1	1:43.817	1:43.915	(6)
7	21 AKM 1	30.958	10 SCHULZ	42.351	27 ASM 27	30.663	7	9 ASM 9	1:43.878	1:44.022	(7)
8	6 LAURENT	30.969	21 AKM 1	42.373	10 SCHULZ	30.700	8	27 ASM 27	1:44.131	1:44.319	(9)
9	1 R.PERARD	31.001	2 M.BOLLIET	42.433	13 CRAM 2	30.723	9	10 SCHULZ	1:44.149	1:44.149	(8)
10	27 ASM 27	31.022	27 ASM 27	42.446	2 M.BOLLIET	30.795	10	2 M.BOLLIET	1:44.156	1:44.514	(10)
11	4 GABRIEL	31.069	22 AKM 2	42.529	9 ASM 9	30.825	11	26 Krafft	1:44.625	1:44.888	(12)
12	10 SCHULZ	31.098	13 CRAM 2	42.647	12 CRAM 1	30.872	12	13 CRAM 2	1:44.731	1:44.863	(11)
13	3 MARTIN	31.194	4 GABRIEL	42.685	26 Krafft	30.975	13	4 GABRIEL	1:44.788	1:44.897	(13)
14	12 CRAM 1	31.294	3 MARTIN	42.718	22 AKM 2	31.010	14	22 AKM 2	1:44.922	1:45.180	(15)
15	14 Viola 1	31.353	20 Argenti 2	42.904	4 GABRIEL	31.034	15	3 MARTIN	1:44.970	1:45.024	(14)
16	13 CRAM 2	31.361	26 Krafft	42.943	3 MARTIN	31.058	16	12 CRAM 1	1:45.211	1:45.362	(16)
17	22 AKM 2	31.383	14 Viola 1	42.971	20 Argenti 2	31.179	17	20 Argenti 2	1:45.564	1:45.817	(17)
18	20 Argenti 2	31.481	12 CRAM 1	43.045	19 Argenti 1	31.316	18	14 Viola 1	1:45.736	1:46.157	(18)
19	11 STEPHANE	31.670	19 Argenti 1	43.397	14 Viola 1	31.412	19	19 Argenti 1	1:46.399	1:46.399	(19)
20	19 Argenti 1	31.686	15 Viola 2	43.747	11 STEPHANE	31.881	20	15 Viola 2	1:47.511	1:47.645	(20)
21	15 Viola 2	31.877	11 STEPHANE	43.992	15 Viola 2	31.887	21	11 STEPHANE	1:47.543	1:47.762	(21)



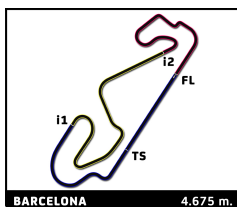
# MOTOPARK TEST

## CIRCUIT DE BARCELONA CATALUNYA -16-20 DECEMBER

### Day 1 - Session 3 - Group 1

## Sector Analysis

— Invalidated Lap							■ Personal Best	■ Session Best	■ Crossing the pit lane				
Lap	Time	Sector 1	Sector 2	Sector 3	T.Spd	Elapsed	Lap	Time	Sector 1	Sector 2	Sector 3	T.Spd	Elapsed
<b>1</b> Rafael PERARD													
Feed Racing F4													
1	2:31.582	57.605	55.344	38.633	135.9	2:31.582	7	1:45.209	31.231	42.919	31.059	231.8	13:37.741
2	2:01.781	37.691	49.992	34.098	192.1	4:33.363	8	1:45.252	■ 31.194	42.986	31.072	232.3	15:22.993
3	1:50.182	32.555	45.382	32.245	229.9	6:23.545	9	1:45.418	31.363	42.939	31.116	229.9	17:08.411
4	1:46.935	31.857	43.633	31.445	230.3	8:10.480	10	2:02.092 B	31.830	45.424	44.838	230.8	19:10.503
5	1:46.916	31.746	43.744	31.426	232.3	9:57.396	11	3:25.154	2:09.373	44.171	31.610	137.8	22:35.657
6	1:48.902 B	31.582	43.001	34.319	228.9	11:46.298	12	1:45.475	31.476	42.913	31.086	229.9	24:21.132
7	4:30.492	3:04.690	51.251	34.551	153.6	16:16.790	13	1:45.372	31.246	43.003	31.123	229.9	26:06.504
8	1:48.560	33.226	44.162	31.172	218.3	18:05.350	14	1:45.431	31.378	42.780	31.273	230.3	27:51.935
9	1:44.910	31.251	42.851	30.808	233.3	19:50.260	15	■ 1:45.024	31.248	■ 42.718	■ 31.058	231.3	29:36.959
10	1:44.098	31.123	42.466	30.509	230.3	21:34.358	16	1:45.788	31.351	43.258	31.179	231.8	31:22.747
11	1:43.845	31.080	■ 42.082	30.683	231.3	23:18.203	17	1:46.066	31.490	42.933	31.643	230.3	33:08.813
12	■ 1:43.804	31.104	42.220	■ 30.480	230.3	25:02.007	18	1:45.915	31.542	42.999	31.374	229.4	34:54.728
13	1:44.519	31.109	42.578	30.832	234.3	26:46.526	19	1:58.789	33.614	48.824	36.351	230.3	36:53.517
14	1:44.586	■ 31.001	42.684	30.901	231.3	28:31.112	20	1:46.565	31.741	43.181	31.643	230.8	38:40.082
15	1:55.467	31.174	49.080	35.213	230.3	30:26.579	21	1:55.472 B	31.875	43.043	40.554	230.8	40:35.554
16	1:45.862	31.755	43.125	30.982	229.4	32:12.441	<b>4</b> GABRIEL						
17	1:44.768	31.293	42.553	30.922	228.9	33:57.209	Formula Motorsport F3R						
18	1:45.381	31.333	42.831	31.217	229.4	35:42.590	1	2:53.775	1:11.079	1:02.583	40.113	129.7	2:53.775
19	2:03.829	35.229	52.971	35.629	197.3	37:46.419	2	2:05.669	39.463	50.646	35.560	161.1	4:59.444
20	1:49.188 B	31.098	43.163	34.927	230.3	39:35.607	3	1:57.345	34.961	47.880	34.504	211.9	6:56.789
<b>2</b> Malo BOLLLET													
Feed Racing F4													
1	2:56.813	1:07.496	1:06.820	42.497	113.5	2:56.813	4	1:51.635	33.798	45.397	32.440	229.9	8:48.424
2	2:07.870	39.981	51.627	36.262	168.0	5:04.683	5	1:47.804	31.888	43.657	32.259	232.3	10:36.228
3	1:59.286	38.608	47.690	32.988	228.9	7:03.969	6	1:48.680	33.416	43.637	31.627	233.3	12:24.908
4	1:48.537	32.512	44.621	31.404	231.3	8:52.506	7	1:46.652	31.540	43.502	31.610	233.8	14:11.560
5	1:44.919	31.029	43.034	30.856	231.8	10:37.425	8	1:46.548	31.627	43.315	31.606	231.8	15:58.108
6	1:45.870	31.757	42.748	31.365	233.8	12:23.295	9	1:46.581	31.629	43.123	31.829	231.3	17:44.689
7	1:45.582	31.984	42.803	■ 30.795	231.8	14:08.877	10	2:05.694 B	34.434	47.619	43.641	226.5	19:50.383
8	■ 1:44.514	■ 30.928	42.581	31.005	232.3	15:53.391	11	7:25.058	5:48.986	56.522	39.550	90.8	27:15.441
9	1:44.966	31.130	42.569	31.267	232.3	17:38.357	12	2:06.088	38.102	49.449	38.537	226.0	29:21.529
10	1:44.854	31.333	42.656	30.865	228.9	19:23.211	13	1:54.733	34.353	47.030	33.350	231.8	31:16.262
11	1:44.736	31.504	■ 42.433	30.799	229.9	21:07.947	14	1:53.362	34.437	45.064	33.861	232.8	33:09.624
12	1:52.332 B	31.627	43.489	37.216	228.9	23:00.279	15	1:46.572	31.859	43.292	31.421	234.3	34:56.196
13	5:30.798	3:50.958	58.718	41.122	112.9	28:31.077	16	1:46.659	31.430	43.452	31.777	234.3	36:42.855
14	2:07.496	41.335	50.955	35.206	172.3	30:38.573	17	1:45.455	31.387	42.788	31.280	232.3	38:28.310
15	1:56.623	36.161	46.583	33.879	184.6	32:35.196	18	1:45.342	31.224	42.890	31.228	233.3	40:13.652
16	1:51.738	32.708	45.276	33.754	229.9	34:26.934	19	■ 1:44.897	■ 31.069	■ 42.685	31.143	234.8	41:58.549
17	1:49.749	33.485	43.930	32.334	217.0	36:16.683	20	1:45.665	31.278	43.353	■ 31.034	232.3	43:44.214
18	1:50.344	33.937	44.283	32.124	226.0	38:07.027	21	1:55.573 B	31.208	42.767	41.598	233.8	45:39.787
19	1:46.843	31.775	43.377	31.691	232.8	39:53.870	<b>5</b> ERWIN						
20	1:46.505	31.596	43.405	31.504	234.3	41:40.375	Formula Motorsport F3R						
21	1:46.393	31.530	43.337	31.526	233.3	43:26.768	1	2:22.912	51.223	53.839	37.850	139.6	2:22.912
22	1:46.051	31.434	43.270	31.347	234.3	45:12.819	2	2:00.520	34.794	49.976	35.750	222.8	4:23.432
<b>3</b> MARTIN													
Formula Motorsport F3R													
1	2:40.485	1:05.481	56.934	38.070	113.1	2:40.485	3	1:53.203	33.272	47.984	31.947	227.9	6:16.635
2	1:58.976	33.680	51.056	34.240	226.5	4:39.461	4	2:11.003 B	31.612	52.095	47.296	229.9	8:27.638
3	1:51.673	33.195	46.135	32.343	228.9	6:31.134	5	9:45.230	8:23.617	49.326	32.287	148.3	18:12.868
4	1:48.688	32.038	44.580	32.070	230.8	8:19.822	6	1:45.562	31.718	42.980	30.864	230.3	19:58.430
5	1:46.793	31.453	43.936	31.404	230.3	10:06.615	7	1:43.305	30.751	42.161	30.393	231.8	21:41.735
6	1:45.917	31.264	43.267	31.386	231.3	11:52.532	8	1:43.181	30.476	42.678	30.027	232.3	23:24.916
							9	1:42.061	■ 30.337	41.552	30.172	231.8	25:06.977
							10	1:42.612	30.461	41.869	30.282	232.8	26:49.589
							11	1:42.505	30.587	41.740	30.178	232.3	28:32.094
							12	1:49.880 B	30.491	42.295	37.094	231.8	30:21.974
							13	3:57.990	2:45.870	41.995	30.125	174.2	34:19.964
							14	1:41.813	30.517	■ 41.334	29.962	230.3	36:01.777
							15	1:42.727	30.452	41.664	30.611	233.3	37:44.504



# MOTOPARK TEST

## CIRCUIT DE BARCELONA CATALUNYA -16-20 DECEMBER

### Day 1 - Session 3 - Group 1

## Sector Analysis

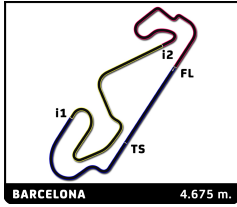
— Invalidated Lap

■ Personal Best

■ Session Best

B Crossing the pit lane

Lap	Time	Sector 1	Sector 2	Sector 3	T.Spd	Elapsed	Lap	Time	Sector 1	Sector 2	Sector 3	T.Spd	Elapsed
16	1:42.550	30.873	41.607	30.070	232.3	39:27.054	8	2:17.018	44.981	53.260	38.777	145.7	21:30.580
17	<b>1:41.746</b>	30.462	41.393	<b>29.891</b>	230.3	41:08.800	9	2:00.848	38.403	49.528	32.917	199.1	23:31.428
18	1:51.923 B	30.393	42.238	39.292	231.3	43:00.723	10	1:47.539	32.338	43.914	31.287	229.4	25:18.967
<b>6</b>	<b>LAURENT</b>						11	1:46.200	31.248	43.833	31.119	230.3	27:05.167
	Formula Motorsport F3R						12	<b>1:44.149</b>	<b>31.098</b>	<b>42.351</b>	<b>30.700</b>	229.9	28:49.316
1	2:57.233	1:20.045	56.566	40.622	142.5	2:57.233	13	1:51.234	31.413	47.970	31.851	231.8	30:40.550
2	2:05.949	37.544	50.655	37.750	204.7	5:03.182	14	1:45.444	31.383	42.866	31.195	230.3	32:25.994
3	1:54.109	33.755	45.657	34.697	233.3	6:57.291	15	1:44.976	31.224	42.587	31.165	227.9	34:10.970
4	1:49.797	32.324	44.710	32.763	236.3	8:47.088	16	1:45.932	31.344	43.546	31.042	229.9	35:56.902
5	1:48.255	32.116	43.907	32.232	232.3	10:35.343	17	1:49.997 B	31.156	42.501	36.340	230.3	37:46.899
6	1:47.590	32.021	43.545	32.024	233.3	12:22.933	<b>11</b>	<b>STEPHANE</b>					
7	2:03.282 B	32.603	44.936	45.743	233.3	14:26.215		LSP F4 /Schulz F4					
8	8:36.942	7:15.432	47.633	33.877	141.9	23:03.157	1	4:36.838	2:53.619	59.010	44.209	93.6	4:36.838
9	1:47.606	32.476	43.316	31.814	227.9	24:50.763	2	2:07.725	38.147	52.400	37.178	224.6	6:44.563
10	1:46.543	31.852	43.119	31.572	230.8	26:37.306	3	1:55.208	33.924	47.015	34.269	229.4	8:39.771
11	1:45.636	31.583	42.398	31.655	230.3	28:22.942	4	1:55.622	32.887	47.983	34.752	230.3	10:35.393
12	1:44.488	31.273	42.324	30.891	231.8	30:07.430	5	1:57.279	36.151	46.854	34.274	213.2	12:32.672
13	1:44.090	31.300	42.052	30.738	232.3	31:51.520	6	1:54.688	33.288	47.414	33.986	230.8	14:27.360
14	1:43.847	31.175	<b>41.941</b>	30.731	231.3	33:35.367	7	1:55.399	34.528	45.663	35.208	227.4	16:22.759
15	1:45.812	31.115	43.525	31.172	233.3	35:21.179	8	1:53.192	33.370	46.725	33.097	229.9	18:15.951
16	<b>1:43.627</b>	<b>30.969</b>	42.029	<b>30.629</b>	233.8	37:04.806	9	1:50.491	32.368	44.585	33.538	233.3	20:06.442
17	2:20.465 B	45.152	49.631	45.682	234.3	39:25.271	10	1:50.150	32.484	44.758	32.908	230.8	21:56.592
<b>9</b>	<b>ASM 9</b>						11	1:50.725	32.774	44.956	32.995	230.3	23:47.317
	ASM F4						12	1:50.095	32.660	44.789	32.646	229.9	25:37.412
1	2:30.563	52.344	56.217	42.002	156.4	2:30.563	13	1:50.133	33.136	44.598	32.399	227.9	27:27.545
2	2:16.608	42.799	53.453	40.356	150.2	4:47.171	14	2:00.234 B	31.833	44.697	43.704	232.3	29:27.779
3	2:01.288	38.545	47.911	34.832	182.4	6:48.459	15	4:05.683	2:47.454	45.365	32.864	145.9	33:33.462
4	1:52.217	33.716	45.203	33.298	216.1	8:40.676	16	1:49.513	32.098	44.904	32.511	230.3	35:22.975
5	1:50.483	32.780	44.868	32.835	223.2	10:31.159	17	1:48.466	31.835	44.399	32.232	233.3	37:11.441
6	1:47.790	32.534	43.332	31.924	222.8	12:18.949	18	1:48.732	32.217	44.378	32.137	231.8	39:00.173
7	1:47.251	31.983	43.292	31.976	224.6	14:06.200	19	1:48.211	31.682	44.287	32.242	231.8	40:48.384
8	1:46.611	31.973	42.919	31.719	225.1	15:52.811	20	1:47.940	<b>31.670</b>	44.000	32.270	232.8	42:36.324
9	2:01.755 B	33.683	43.535	44.537	208.3	17:54.566	21	<b>1:47.762</b>	31.889	<b>43.992</b>	<b>31.881</b>	231.3	44:24.086
10	6:15.431	4:44.133	52.756	38.542	120.1	24:09.997	<b>12</b>	<b>CRAM 1</b>					
11	2:01.751	37.666	49.342	34.743	184.6	26:11.748		Cram F4					
12	1:52.142	34.679	45.391	32.072	209.1	28:03.890	1	3:42.059 B	2:03.429	50.942	47.688	144.6	3:42.059
13	1:47.954	32.859	43.758	31.337	225.6	29:51.844	2	2:26.878	1:08.446	46.015	32.417	150.6	6:08.937
14	1:45.011	31.347	42.590	31.074	225.6	31:36.855	3	1:48.079	32.074	44.704	31.301	222.3	7:57.016
15	1:44.359	31.165	42.243	30.951	225.6	33:21.214	4	1:46.453	31.580	43.729	31.144	227.0	9:43.469
16	<b>1:44.022</b>	31.032	42.165	<b>30.825</b>	226.0	35:05.236	5	<b>1:45.362</b>	31.344	43.146	<b>30.872</b>	227.0	11:28.831
17	1:44.805	<b>30.944</b>	<b>42.109</b>	31.752	227.4	36:50.041	6	1:45.382	31.424	43.048	30.910	226.5	13:14.213
18	1:47.189	31.016	42.850	33.323	227.4	38:37.230	7	1:45.362	<b>31.294</b>	<b>43.045</b>	31.023	227.4	14:59.575
19	2:00.571	37.617	50.686	32.268	197.3	40:37.801	8	1:46.119	31.494	43.340	31.285	227.0	16:45.694
20	1:44.707	31.423	42.239	31.045	225.1	42:22.508	9	1:45.908	31.550	43.371	30.987	227.9	18:31.602
21	1:57.755 B	31.223	42.266	44.266	226.0	44:20.263	10	1:46.541	31.457	43.631	31.453	227.9	20:18.143
<b>10</b>	<b>SCHULZ</b>						11	1:46.872	31.596	43.817	31.459	227.4	22:05.015
	LSP F4 /Schulz F4						12	1:47.234	31.819	43.868	31.547	226.5	23:52.249
1	2:54.170	1:21.157	54.579	38.434	157.8	2:54.170	13	1:47.446	31.817	43.991	31.638	227.0	25:39.695
2	2:04.558	39.712	48.744	36.102	161.3	4:58.728	14	1:48.386	32.005	44.256	32.125	227.4	27:28.081
3	1:54.387	34.419	46.658	33.310	219.2	6:53.115	15	1:48.292	32.149	44.059	32.084	228.9	29:16.373
4	1:50.477	32.879	45.171	32.427	224.2	8:43.592	16	1:48.027	31.895	44.144	31.988	226.5	31:04.400
5	1:49.323	32.486	44.295	32.542	228.4	10:32.915	17	1:48.526	32.197	44.220	32.109	226.0	32:52.926
6	1:55.151 B	32.513	44.264	38.374	227.9	12:28.066	18	1:49.323	32.026	45.116	32.181	226.0	34:42.249
7	6:45.496	4:52.409	1:07.503	45.584	91.4	19:13.562	19	1:49.734	32.785	44.393	32.556	226.5	36:31.983
							20	1:57.306 B	32.439	46.013	38.854	226.5	38:29.289



# MOTOPARK TEST

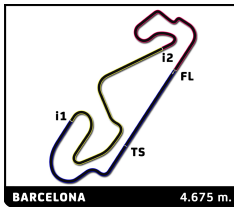
## CIRCUIT DE BARCELONA CATALUNYA - 16-20 DECEMBER

### Day 1 - Session 3 - Group 1

### Sector Analysis

— Invalidated Lap   
 ■ Personal Best   
 ■ Session Best   
 ■ Crossing the pit lane

Lap	Time	Sector 1	Sector 2	Sector 3	T.Sp	Elapsed	Lap	Time	Sector 1	Sector 2	Sector 3	T.Sp	Elapsed
<b>13</b> CRAM 2							6	1:56.980	35.265	46.987	34.728	206.3	15:44.997
Cram F4							7	1:53.188	33.584	45.873	33.731	221.4	17:38.185
1	2:43.060	1:06.901	58.437	37.722	133.7	2:43.060	8	1:52.428	33.382	45.748	33.298	222.3	19:30.613
2	2:03.294	36.837	50.570	35.887	193.1	4:46.354	9	1:51.011	32.811	45.435	32.765	223.2	21:21.624
3	1:52.606	33.785	46.076	32.745	221.0	6:38.960	10	1:50.275	32.623	44.958	32.694	223.7	23:11.899
4	1:48.736	32.722	44.304	31.710	217.4	8:27.696	11	1:49.368	32.263	44.779	32.326	224.2	25:01.267
5	1:47.265	31.757	43.892	31.616	227.0	10:14.961	12	1:51.557	33.252	45.160	33.145	224.6	26:52.824
6	1:47.122	31.594	43.475	32.053	228.9	12:02.083	13	1:49.063	32.268	44.461	32.334	226.0	28:41.887
7	1:46.441	31.716	43.316	31.409	230.3	13:48.524	14	1:48.630	32.135	44.207	32.288	226.5	30:30.517
8	1:46.509	31.750	43.349	31.410	228.4	15:35.033	15	1:48.410	32.185	44.030	32.195	225.1	32:18.927
9	1:47.095	31.718	43.407	31.970	227.0	17:22.128	16	1:50.519	32.234	44.237	34.048	224.6	34:09.446
10	1:47.952	32.022	43.635	32.295	227.0	19:10.080	17	1:50.320	32.204	45.499	32.617	226.0	35:59.766
11	2:00.445	32.070	43.851	44.524	224.6	21:10.525	18	1:50.461	32.050	45.292	33.119	226.5	37:50.227
12	7:25.733	6:02.728	49.962	33.043	136.9	28:36.258	19	1:48.349	32.154	44.067	32.128	226.0	39:38.576
13	1:49.458	33.632	44.181	31.645	218.3	30:25.716	20	1:47.778	32.057	43.834	<b>31.887</b>	225.6	41:26.354
14	1:48.161	32.283	44.901	30.977	220.5	32:13.877	21	<b>1:47.645</b>	<b>31.877</b>	<b>43.747</b>	32.021	225.6	43:13.999
15	1:45.492	31.686	43.009	30.797	222.8	33:59.369	22	1:48.029	32.055	43.969	32.005	225.1	45:02.028
16	1:45.000	31.587	42.690	<b>30.723</b>	224.6	35:44.369							
17	1:45.116	31.560	42.807	30.749	226.0	37:29.485							
18	<b>1:44.863</b>	<b>31.361</b>	<b>42.647</b>	30.855	225.1	39:14.348							
19	1:45.585	31.379	42.886	31.320	224.6	40:59.933							
20	1:45.359	31.487	42.834	31.038	224.6	42:45.292							
21	1:53.375	31.853	44.668	36.854	223.7	44:38.667							
<b>14</b> Viola 1							<b>19</b> Argenti 1						
Viola F4							Argenti F4						
1	5:01.756	3:24.373	54.206	43.177	125.8	5:01.756	1	2:53.042	1:12.907	1:00.125	40.010	100.6	2:53.042
2	2:00.231	36.778	48.975	34.478	205.5	7:01.987	2	2:11.274	39.075	52.905	39.294	159.4	5:04.316
3	2:01.604	33.924	52.613	35.067	223.2	9:03.591	3	2:01.517	37.403	48.630	35.484	207.5	7:05.833
4	1:56.243	32.690	50.467	33.086	224.6	10:59.834	4	1:54.409	33.531	47.407	33.471	222.3	9:00.242
5	1:47.265	31.815	43.775	31.675	226.5	12:47.099	5	1:50.956	32.797	45.131	33.028	223.7	10:51.198
6	1:46.509	31.609	43.359	31.541	228.4	14:33.608	6	1:53.405	32.550	47.675	33.180	223.7	12:44.603
7	1:47.153	31.587	43.186	32.380	226.5	16:20.761	7	1:50.449	32.386	45.638	32.425	227.0	14:35.052
8	1:46.286	31.565	43.135	31.586	226.0	18:07.047	8	1:48.376	32.298	44.151	31.927	227.0	16:23.428
9	1:46.469	<b>31.353</b>	43.631	31.485	228.9	19:53.516	9	1:51.118	32.918	45.556	32.644	228.9	18:14.546
10	1:46.325	31.488	43.148	31.689	227.0	21:39.841	10	2:02.064	<b>32.553</b>	44.330	45.181	226.0	20:16.610
11	1:47.395	31.381	44.201	31.813	226.0	23:27.236	11	6:35.832	5:00.277	55.508	40.047	119.1	26:52.442
12	1:46.362	31.628	43.303	31.431	227.0	25:13.598	12	2:03.471	37.738	50.598	35.135	181.8	28:55.913
13	1:47.858	31.491	44.757	31.610	226.5	27:01.456	13	1:55.780	35.728	47.170	32.882	202.8	30:51.693
14	1:46.327	31.414	43.407	31.506	226.5	28:47.783	14	1:51.882	32.887	46.399	32.596	220.5	32:43.575
15	1:46.949	31.532	43.692	31.725	226.5	30:34.732	15	1:54.581	32.419	48.759	33.403	221.9	34:38.156
16	<b>1:46.157</b>	31.703	43.042	<b>31.412</b>	226.0	32:20.889	16	1:49.916	33.509	44.504	31.903	223.2	36:28.072
17	1:46.621	31.556	43.239	31.826	226.0	34:07.510	17	1:47.508	32.123	43.714	31.671	225.1	38:15.580
18	1:46.333	31.717	<b>42.971</b>	31.645	225.6	35:53.843	18	1:47.325	31.909	43.619	31.797	225.1	40:02.905
19	1:49.496	31.604	43.455	34.437	226.0	37:43.339	19	<b>1:46.399</b>	<b>31.686</b>	<b>43.397</b>	<b>31.316</b>	225.1	41:49.304
20	1:47.230	31.886	43.709	31.635	225.6	39:30.569	20	1:52.665	32.998	45.823	33.844	225.6	43:41.969
21	1:55.486	31.700	43.113	40.673	226.0	41:26.055	21	2:04.268	<b>31.833</b>	45.193	47.242	225.6	45:46.237
22	3:23.420	2:06.013	45.091	32.316	166.7	44:49.475							
<b>15</b> Viola 2							<b>20</b> Argenti 2						
Viola F4							Argenti F4						
1	5:08.076	3:10.890	1:08.050	49.136	91.7	5:08.076	1	2:51.687	1:13.234	59.166	39.287	129.3	2:51.687
2	2:22.438	43.163	58.918	40.357	167.5	7:30.514	2	2:06.775	39.845	50.096	36.834	162.8	4:58.462
3	2:08.531	38.379	51.963	38.189	197.7	9:39.045	3	1:58.221	35.418	47.842	34.961	221.4	6:56.683
4	2:03.153	36.454	49.670	37.029	212.8	11:42.198	4	1:55.705	35.686	46.479	33.540	200.2	8:52.388
5	2:05.819	36.901	51.399	37.519	217.9	13:48.017	5	1:52.065	34.110	45.355	32.600	223.7	10:44.453
							6	1:48.982	32.571	44.220	32.191	224.6	12:33.435
							7	1:51.607	32.905	46.483	32.219	225.6	14:25.042
							8	1:48.034	32.168	44.015	31.851	224.2	16:13.076
							9	1:47.710	32.064	43.816	31.830	222.8	18:00.786
							10	1:55.125	<b>32.398</b>	43.671	39.056	221.4	19:55.911
							11	7:21.829	5:34.838	1:01.096	45.895	115.4	27:17.740
							12	2:14.423	42.872	54.213	37.338	162.3	29:32.163
							13	1:55.596	35.147	47.490	32.959	223.2	31:27.759



# MOTOPARK TEST

## CIRCUIT DE BARCELONA CATALUNYA -16-20 DECEMBER

### Day 1 - Session 3 - Group 1

#### Sector Analysis

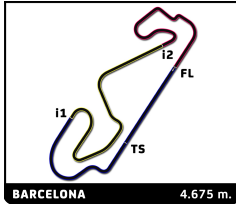
— Invalidated Lap

■ Personal Best

■ Session Best

B Crossing the pit lane

Lap	Time	Sector 1	Sector 2	Sector 3	T.Spd	Elapsed	Lap	Time	Sector 1	Sector 2	Sector 3	T.Spd	Elapsed
14	1:48.339	32.500	44.034	31.805	224.6	33:16.098	<b>25</b>	<b>KIC</b>					
15	1:46.482	31.874	43.285	31.323	225.1	35:02.580		KIC FR					
16	1:47.293	<b>31.481</b>	43.182	32.630	226.5	36:49.873	1	2:40.629	1:06.061	55.529	39.039	123.5	2:40.629
17	1:47.444	32.211	43.300	31.933	215.7	38:37.317	2	2:04.244	37.449	50.863	35.932	186.5	4:44.873
18	1:45.896	31.604	42.995	31.297	225.1	40:23.213	3	1:54.374	35.781	46.395	32.198	177.6	6:39.247
19	1:46.232	31.766	43.078	31.388	225.6	42:09.445	4	1:43.953	31.086	42.697	30.170	235.8	8:23.200
20	<b>1:45.817</b>	31.734	<b>42.904</b>	<b>31.179</b>	224.2	43:55.262	5	1:41.368	30.170	41.610	29.588	236.9	10:04.568
21	2:01.494B	31.613	43.147	46.734	224.2	45:56.756	6	1:40.558	29.854	40.632	30.072	238.4	11:45.126
<b>21</b>	<b>AKM 1</b>						7	1:39.829	30.066	40.502	29.261	237.9	13:24.955
	AKM F4						8	1:39.172	29.522	40.439	29.211	237.4	15:04.127
1	5:14.211B	3:43.436	51.331	39.444	132.9	5:14.211	9	1:39.231	29.439	40.639	29.153	237.4	16:43.358
2	2:35.165B	1:07.362	48.917	38.886	151.6	7:49.376	10	1:39.331	29.699	40.375	29.257	236.9	18:22.689
3	2:24.638	1:09.062	43.963	31.613	154.9	10:14.014	11	1:48.897B	29.571	40.748	38.578	238.4	20:11.586
4	1:45.450	31.907	42.850	30.693	224.2	11:59.464	12	12:45.617	...	56.050	40.944	123.7	32:57.203
5	1:44.424	31.254	42.516	30.654	226.0	13:43.888	13	1:56.382	36.911	47.703	31.768	168.8	34:53.585
6	1:44.145	31.185	42.390	30.570	226.0	15:28.033	14	1:54.934	31.686	44.080	39.168	214.0	36:48.519
7	<b>1:43.915</b>	31.041	42.388	<b>30.486</b>	226.0	17:11.948	15	1:46.888	29.761	40.319	36.808	237.4	38:35.407
8	1:44.506	<b>30.958</b>	42.581	30.967	227.4	18:56.454	16	1:46.257	29.417	44.228	32.612	235.3	40:21.664
9	1:44.050	31.150	<b>42.373</b>	30.527	225.1	20:40.504	17	1:38.998	29.558	40.280	29.160	237.4	42:00.662
10	1:44.684	30.994	42.696	30.994	227.4	22:25.188	18	1:38.810	29.517	<b>40.234</b>	<b>29.059</b>	237.9	43:39.472
11	1:44.386	31.231	42.374	30.781	227.4	24:09.574	19	<b>1:38.765</b>	<b>29.312</b>	40.385	29.068	237.4	45:18.237
12	1:44.740	31.156	42.869	30.715	225.1	25:54.314	<b>26</b>	<b>Krafft</b>					
13	1:44.553	31.156	42.662	30.735	226.5	27:38.867		Krafft Racing FR					
14	1:44.753	31.172	42.943	30.638	226.5	29:23.620	1	20:39.517	...	44.164	31.604	166.5	20:39.517
15	1:45.058	31.239	42.857	30.962	228.4	31:08.678	2	1:45.254	31.264	<b>42.943</b>	31.047	234.8	22:24.771
16	1:44.934	31.188	42.626	31.120	226.0	32:53.612	3	1:46.104	31.823	43.118	31.163	234.8	24:10.875
17	1:45.662	31.541	43.109	31.012	227.4	34:39.274	4	<b>1:44.888</b>	<b>30.707</b>	43.206	<b>30.975</b>	238.9	25:55.763
18	1:45.342	31.506	42.752	31.084	227.9	36:24.616	5	2:00.210B	32.533	45.212	42.465	238.9	27:55.973
19	1:45.084	31.389	42.776	30.919	226.0	38:09.700	6	6:31.500	5:15.976	43.779	31.745	160.6	34:27.473
20	1:45.405	31.447	42.879	31.079	226.0	39:55.105	7	1:46.644	31.472	43.550	31.622	236.3	36:14.117
21	1:46.131	31.600	43.053	31.478	227.9	41:41.236	8	2:03.867B	31.435	50.894	41.538	235.8	38:17.984
22	1:52.436B	31.910	43.926	36.600	226.5	43:33.672	<b>27</b>	<b>ASM 27</b>					
<b>22</b>	<b>AKM 2</b>							ASM F4					
	AKM F4						1	2:25.120	49.475	56.417	39.228	143.1	2:25.120
1	5:18.875	3:44.517	55.445	38.913	111.1	5:18.875	2	2:07.548	39.347	51.908	36.293	215.3	4:32.668
2	1:55.884	34.892	46.777	34.215	217.0	7:14.759	3	1:54.555	34.604	46.544	33.407	220.5	6:27.223
3	1:49.357	32.448	44.248	32.661	222.3	9:04.116	4	1:49.240	32.577	44.608	32.055	227.0	8:16.463
4	1:49.391	33.017	44.440	31.934	229.9	10:53.507	5	1:46.501	31.708	43.496	31.297	228.4	10:02.964
5	1:48.920	33.226	43.803	31.891	227.0	12:42.427	6	1:46.755	32.022	43.495	31.238	227.4	11:49.719
6	1:46.129	<b>31.383</b>	43.232	31.514	227.4	14:28.556	7	1:45.315	31.440	42.853	31.022	229.9	13:35.034
7	1:48.489	32.859	43.655	31.975	228.9	16:17.045	8	1:52.312B	31.256	43.940	37.116	228.9	15:27.346
8	1:46.420	31.684	43.544	31.192	225.1	18:03.465	9	8:34.824	7:06.381	52.968	35.475	94.2	24:02.170
9	2:01.590B	32.426	46.857	42.307	227.0	20:05.055	10	1:56.789	34.067	48.282	34.440	220.1	25:58.959
10	7:36.091	6:16.732	46.912	32.447	130.7	27:41.146	11	1:49.365	32.997	44.433	31.935	226.5	27:48.324
11	1:46.891	31.783	43.387	31.721	227.0	29:28.037	12	1:45.662	31.626	43.078	30.958	229.4	29:33.986
12	1:45.597	31.545	42.849	31.203	225.6	31:13.634	13	1:45.466	31.857	42.785	30.824	229.9	31:19.452
13	1:46.301	31.540	42.728	32.033	225.1	32:59.935	14	1:44.327	<b>31.022</b>	<b>42.446</b>	30.859	229.4	33:03.779
14	1:47.517	33.161	43.072	31.284	219.6	34:47.452	15	1:46.460	32.181	43.425	30.854	228.9	34:50.239
15	1:45.733	31.509	42.889	31.335	225.6	36:33.185	16	<b>1:44.319</b>	31.086	42.570	<b>30.663</b>	230.8	36:34.558
16	1:46.801	31.626	43.498	31.677	228.9	38:19.986	17	1:52.633	31.030	43.174	38.429	231.3	38:27.191
17	1:45.470	31.557	42.903	<b>31.010</b>	226.0	40:05.456	18	1:45.369	31.608	42.908	30.853	227.9	40:12.560
18	1:45.429	31.402	42.873	31.154	227.0	41:50.885	19	1:54.608B	31.266	44.102	39.240	228.4	42:07.168
19	<b>1:45.180</b>	31.477	<b>42.529</b>	31.174	227.0	43:36.065							
20	1:55.736B	31.419	43.181	41.136	226.0	45:31.801							


**MOTOPARK TEST**
**CIRCUIT DE BARCELONA CATALUNYA -16-20 DECEMBER**
**Day 1 - Session 3 - Group 1**
**Sector Analysis**

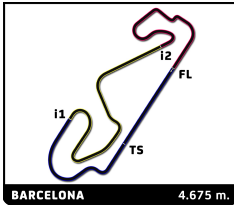
\_ Invalidated Lap

■ Personal Best

■ Session Best

B Crossing the pit lane

Lap	Time	Sector 1	Sector 2	Sector 3	T.Spd	Elapsed	Lap	Time	Sector 1	Sector 2	Sector 3	T.Spd	Elapsed
<b>28</b>	<b>Elite GB4 1</b>												
	Elite GB4												
1	2:42.110	1:07.508	56.264	38.338	131.0	2:42.110							
2	2:03.910	37.085	50.258	36.567	187.8	4:46.020							
3	1:54.790	33.939	47.588	33.263	226.0	6:40.810							
4	1:49.068	32.739	44.286	32.043	225.1	8:29.878							
5	1:45.884	31.472	43.145	31.267	225.1	10:15.762							
6	1:45.820	31.299	43.481	31.040	225.6	12:01.582							
7	1:46.504	31.291	42.697	32.516	225.6	13:48.086							
8	1:45.104	31.407	42.772	30.925	225.1	15:33.190							
9	1:44.959	31.272	42.672	31.015	225.6	17:18.149							
10	1:44.703	31.054	42.661	30.988	225.1	19:02.852							
11	2:06.233 B	35.120	46.189	44.924	220.1	21:09.085							
12	4:26.738	3:00.640	50.553	35.545	119.3	25:35.823							
13	1:55.028	35.664	46.858	32.506	193.8	27:30.851							
14	1:48.429	32.118	44.283	32.028	224.6	29:19.280							
15	1:45.348	31.302	42.621	31.425	225.6	31:04.628							
16	1:44.010	31.016	<b>42.225</b>	30.769	226.0	32:48.638							
17	<b>1:43.439</b>	<b>30.780</b>	42.301	<b>30.358</b>	225.1	34:32.077							
18	1:44.784	31.518	42.271	30.995	225.6	36:16.861							
19	1:55.347 B	31.151	42.282	41.914	225.6	38:12.208							



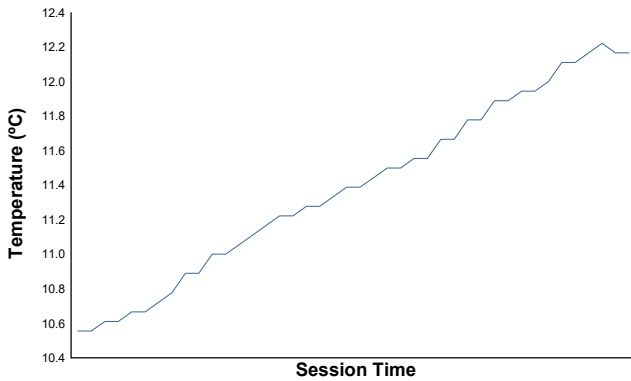
# CIRCUIT DE BARCELONA CATALUNYA -16-20 DECEMBI

## MOTOPARK TEST

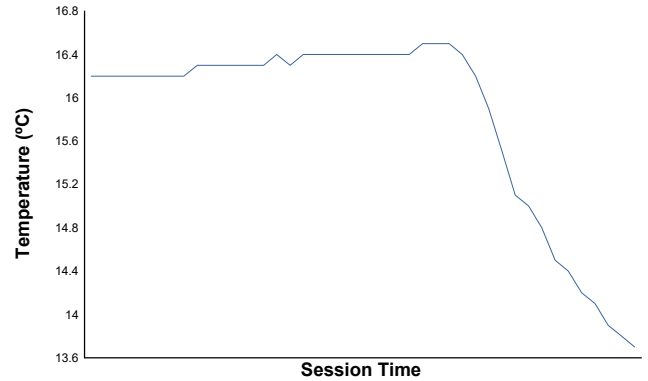
Day 1 - Session 3 - Group 1

### Weather Report

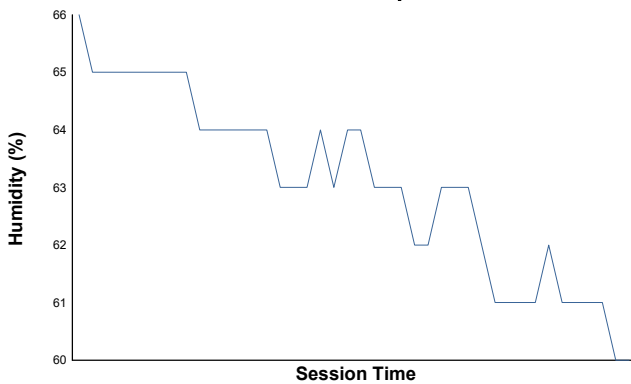
**Air Temperature**



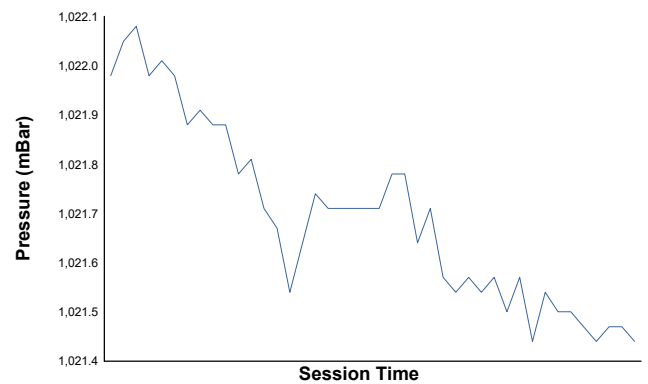
**Track Temperature**



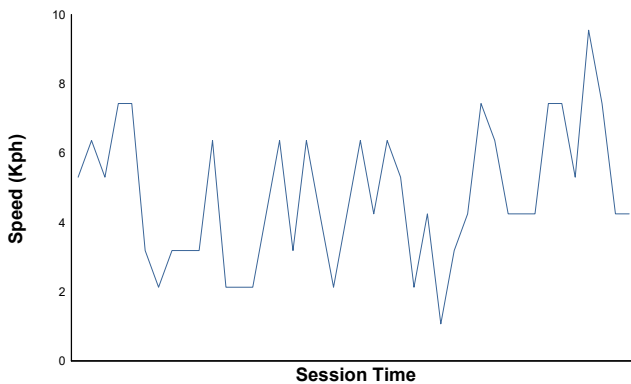
**Humidity**



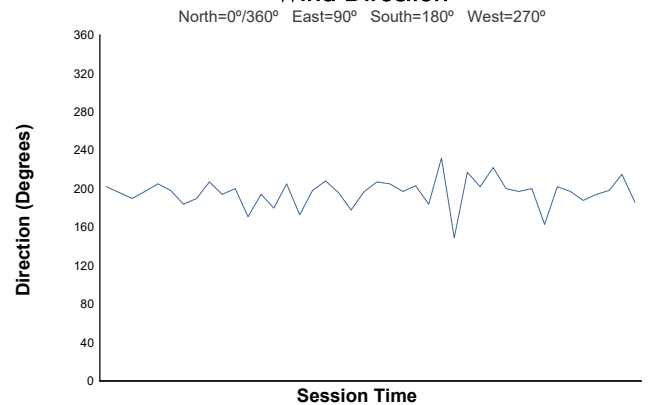
**Pressure**



**Wind Speed**



**Wind Direction**



Track Status: **DRY**




**MOTOPARK TEST**
**CIRCUIT DE BARCELONA CATALUNYA -16-20 DECEMBER**
**Day 1 - Session 4 - Group 1**
**Classification**

No	Driver	Nat	Team	Car	Cl.	Time	Lap	Total	Gap	Kph
1	25	<b>KIC</b>	KIC FR		FR	<b>1:38.469</b>	17	17	-	- <b>170.9</b>
2	5	<b>ERWIN</b>	Formula Motorsport F3R		F3R	<b>1:41.593</b>	10	19	+3.124	+3.124 <b>165.7</b>
3	21	<b>AKM 1</b>	AKM F4		F4	<b>1:42.781</b>	7	18	+4.312	+1.188 <b>163.7</b>
4	28	<b>Elite GB4 1</b>	Elite GB4		GB4	<b>1:43.161</b>	14	16	+4.692	+0.380 <b>163.1</b>
5	1	<b>Rafael PERARD</b>	Feed Racing F4		F4	<b>1:43.657</b>	10	21	+5.188	+0.496 <b>162.4</b>
6	26	<b>Krafft</b>	Krafft Racing FR		FR	<b>1:43.660</b>	9	13	+5.191	+0.003 <b>162.4</b>
7	6	<b>LAURENT</b>	Formula Motorsport F3R		F3R	<b>1:44.071</b>	6	13	+5.602	+0.411 <b>161.7</b>
8	22	<b>AKM 2</b>	AKM F4		F4	<b>1:44.360</b>	13	17	+5.891	+0.289 <b>161.3</b>
9	12	<b>CRAM 1</b>	Cram F4		F4	<b>1:44.481</b>	6	21	+6.012	+0.121 <b>161.1</b>
10	9	<b>ASM 9</b>	ASM F4		F4	<b>1:44.481</b>	14	19	+6.012	+0.000 <b>161.1</b>
11	27	<b>ASM 27</b>	ASM F4		F4	<b>1:44.637</b>	7	18	+6.168	+0.156 <b>160.8</b>
12	4	<b>GABRIEL</b>	Formula Motorsport F3R		F3R	<b>1:44.769</b>	11	15	+6.300	+0.132 <b>160.6</b>
13	10	<b>SCHULZ</b>	LSP F4 /Schulz F4		F4	<b>1:44.799</b>	8	13	+6.330	+0.030 <b>160.6</b>
14	14	<b>Viola 1</b>	Viola F4		F4	<b>1:45.080</b>	8	19	+6.611	+0.281 <b>160.2</b>
15	13	<b>CRAM 2</b>	Cram F4		F4	<b>1:45.130</b>	12	19	+6.661	+0.050 <b>160.1</b>
16	3	<b>MARTIN</b>	Formula Motorsport F3R		F3R	<b>1:45.168</b>	9	14	+6.699	+0.038 <b>160.0</b>
17	11	<b>STEPHANE</b>	LSP F4 /Schulz F4		F4	<b>1:45.332</b>	12	17	+6.863	+0.164 <b>159.8</b>
18	20	<b>Argenti 2</b>	Argenti F4		F4	<b>1:45.588</b>	17	17	+7.119	+0.256 <b>159.4</b>
19	2	<b>Malo BOLLIET</b>	Feed Racing F4		F4	<b>1:46.344</b>	8	17	+7.875	+0.756 <b>158.3</b>
20	19	<b>Argenti 1</b>	Argenti F4		F4	<b>1:46.644</b>	19	19	+8.175	+0.300 <b>157.8</b>
21	15	<b>Viola 2</b>	Viola F4		F4	<b>1:47.787</b>	20	20	+9.318	+1.143 <b>156.1</b>

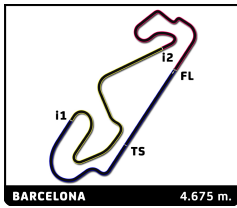
<b>Fastest Lap:</b>	Lap 17	KIC	<b>1:38.469</b>	170.9 Kph
---------------------	--------	-----	-----------------	-----------

Published at: .....

 Track Status: **DRY**

--	--



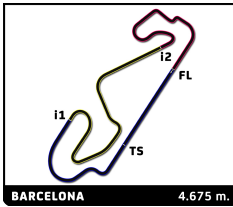

**MOTOPARK TEST**
**CIRCUIT DE BARCELONA CATALUNYA -16-20 DECEMBER**
**Day 1 - Session 4 - Group 1**
**Classification by Class**

No	Driver	Nat	Team	Car	Time	Lap Total	Gap	Kph
<b>F4</b>								
1	21	AKM	1	AKM F4	<b>1:42.781</b>	7	18	<b>163.7</b>
2	1	Rafael	PERARD	Feed Racing F4	<b>1:43.657</b>	10	21	+0.876 +0.876 <b>162.4</b>
3	22	AKM	2	AKM F4	<b>1:44.360</b>	13	17	+1.579 +0.703 <b>161.3</b>
4	12	CRAM	1	Cram F4	<b>1:44.481</b>	6	21	+1.700 +0.121 <b>161.1</b>
5	9	ASM	9	ASM F4	<b>1:44.481</b>	14	19	+1.700 <b>161.1</b>
6	27	ASM	27	ASM F4	<b>1:44.637</b>	7	18	+1.856 +0.156 <b>160.8</b>
7	10	SCHULZ		LSP F4 /Schulz F4	<b>1:44.799</b>	8	13	+2.018 +0.162 <b>160.6</b>
8	14	Viola	1	Viola F4	<b>1:45.080</b>	8	19	+2.299 +0.281 <b>160.2</b>
9	13	CRAM	2	Cram F4	<b>1:45.130</b>	12	19	+2.349 +0.050 <b>160.1</b>
10	11	STEPHANE		LSP F4 /Schulz F4	<b>1:45.332</b>	12	17	+2.551 +0.202 <b>159.8</b>
11	20	Argenti	2	Argenti F4	<b>1:45.588</b>	17	17	+2.807 +0.256 <b>159.4</b>
12	2	Malo	BOLLIET	Feed Racing F4	<b>1:46.344</b>	8	17	+3.563 +0.756 <b>158.3</b>
13	19	Argenti	1	Argenti F4	<b>1:46.644</b>	19	19	+3.863 +0.300 <b>157.8</b>
14	15	Viola	2	Viola F4	<b>1:47.787</b>	20	20	+5.006 +1.143 <b>156.1</b>
<b>F3R</b>								
1	5	ERWIN		Formula Motorsport F3R	<b>1:41.593</b>	10	19	<b>165.7</b>
2	6	LAURENT		Formula Motorsport F3R	<b>1:44.071</b>	6	13	+2.478 +2.478 <b>161.7</b>
3	4	GABRIEL		Formula Motorsport F3R	<b>1:44.769</b>	11	15	+3.176 +0.698 <b>160.6</b>
4	3	MARTIN		Formula Motorsport F3R	<b>1:45.168</b>	9	14	+3.575 +0.399 <b>160.0</b>
<b>GB4</b>								
1	28	Elite	GB4 1	Elite GB4	<b>1:43.161</b>	14	16	<b>163.1</b>
<b>FR</b>								
1	25	KIC		KIC FR	<b>1:38.469</b>	17	17	<b>170.9</b>
2	26	Krafft		Krafft Racing FR	<b>1:43.660</b>	9	13	+5.191 +5.191 <b>162.4</b>

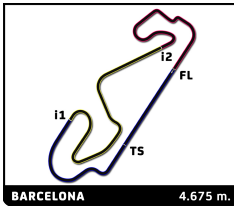
Published at: .....

 Track Status: **DRY**

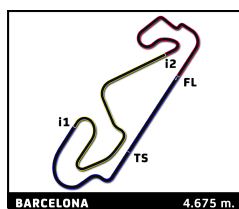
--	--


**MOTOPARK TEST**
**CIRCUIT DE BARCELONA CATALUNYA - 16-20 DECEMBER**
**Day 1 - Session 4 - Group 1**
**Best Top Speed**

No Driver	Team	Class	Top 1		Top 2		Top 3		Top 4		Top 5		Avg
			Kph	Lap	Kph	Lap	Kph	Lap	Kph	Lap	Kph	Lap	
25 KIC	KIC FR	FR	<b>239.5</b>	5	238.9	8	238.9	6	238.9	4	238.4	7	238.9
26 Krafft	Krafft Racing FR	FR	<b>237.4</b>	8	237.4	7	236.3	9	235.8	6	235.3	10	236.4
11 STEPHANE	LSP F4 /Schulz F4	F4	<b>236.9</b>	9	234.8	5	234.3	10	233.8	15	233.8	13	234.7
4 GABRIEL	Formula Motorsport F3R	F3R	<b>234.8</b>	8	234.3	10	234.3	5	234.3	4	233.8	9	234.3
27 ASM 27	ASM F4	F4	<b>234.8</b>	17	229.4	6	228.9	16	228.9	5	228.9	4	230.2
2 Malo BOLLIET	Feed Racing F4	F4	<b>234.3</b>	6	233.8	16	233.3	11	233.3	10	232.8	14	233.5
5 ERWIN	Formula Motorsport F3R	F3R	<b>233.8</b>	6	231.8	8	231.3	5	230.8	11	230.8	4	231.7
6 LAURENT	Formula Motorsport F3R	F3R	<b>233.3</b>	12	232.3	8	232.3	5	231.8	13	231.8	6	232.3
1 Rafael PERARD	Feed Racing F4	F4	<b>232.8</b>	9	230.3	7	230.3	10	230.3	12	230.3	13	230.8
10 SCHULZ	LSP F4 /Schulz F4	F4	<b>232.3</b>	7	230.3	6	230.3	5	228.9	8	228.9	4	230.1
13 CRAM 2	Cram F4	F4	<b>231.8</b>	12	227.9	17	227.9	16	227.9	15	227.4	13	228.6
3 MARTIN	Formula Motorsport F3R	F3R	<b>231.3</b>	3	230.3	10	230.3	4	229.9	7	229.9	5	230.3
21 AKM 1	AKM F4	F4	<b>230.3</b>	12	228.4	5	227.9	13	227.4	15	227.4	11	228.3
22 AKM 2	AKM F4	F4	<b>229.9</b>	14	227.9	15	227.9	10	227.0	17	226.5	13	227.8
12 CRAM 1	Cram F4	F4	<b>229.4</b>	4	228.9	17	228.9	6	228.9	5	228.4	16	228.9
14 Viola 1	Viola F4	F4	<b>228.4</b>	10	225.6	17	225.6	16	225.6	14	225.6	13	226.2
9 ASM 9	ASM F4	F4	<b>227.0</b>	6	227.0	5	226.0	16	226.0	13	225.6	15	226.3
20 Argenti 2	Argenti F4	F4	<b>227.0</b>	12	226.5	13	226.0	16	225.6	6	225.1	14	226.0
15 Viola 2	Viola F4	F4	<b>226.5</b>	20	225.1	17	225.1	12	225.1	19	224.6	14	225.3
19 Argenti 1	Argenti F4	F4	<b>225.6</b>	16	225.6	15	225.6	19	225.1	18	224.6	17	225.3
28 Elite GB4 1	Elite GB4	GB4	<b>225.6</b>	6	225.6	4	225.6	3	225.6	2	225.1	15	225.5


**MOTOPARK TEST**
**CIRCUIT DE BARCELONA CATALUNYA -16-20 DECEMBER**
**Day 1 - Session 4 - Group 1**
**Best Sector Times**

Sector 1			Sector 2			Sector 3			Ideal Lap	Best Lap
Pos	No Driver	Time	No Driver	Time	No Driver	Time	Pos	No Driver		
1	25 KIC	29.422	25 KIC	39.967	25 KIC	28.975	1	25 KIC	1:38.364	1:38.469 (1)
2	5 ERWIN	30.458	5 ERWIN	41.161	5 ERWIN	29.860	2	5 ERWIN	1:41.479	1:41.593 (2)
3	4 GABRIEL	30.670	21 AKM 1	41.786	21 AKM 1	30.056	3	21 AKM 1	1:42.565	1:42.781 (3)
4	21 AKM 1	30.723	28 Elite GB4 1	41.893	28 Elite GB4 1	30.228	4	28 Elite GB4 1	1:42.853	1:43.161 (4)
5	28 Elite GB4 1	30.732	6 LAURENT	41.987	26 Krafft	30.352	5	26 Krafft	1:43.445	1:43.660 (6)
6	26 Krafft	30.792	9 ASM 9	42.104	1 R.PERARD	30.532	6	1 R.PERARD	1:43.630	1:43.657 (5)
7	6 LAURENT	30.921	1 R.PERARD	42.164	12 CRAM 1	30.646	7	6 LAURENT	1:43.693	1:44.071 (7)
8	1 R.PERARD	30.934	26 Krafft	42.301	22 AKM 2	30.778	8	9 ASM 9	1:43.988	1:44.481 (9)
9	27 ASM 27	30.970	22 AKM 2	42.444	6 LAURENT	30.785	9	27 ASM 27	1:44.329	1:44.637 (11)
10	11 STEPHANE	31.020	10 SCHULZ	42.453	9 ASM 9	30.792	10	22 AKM 2	1:44.360	1:44.360 (8)
11	12 CRAM 1	31.089	27 ASM 27	42.530	13 CRAM 2	30.811	11	12 CRAM 1	1:44.481	1:44.481 (10)
12	9 ASM 9	31.092	3 MARTIN	42.575	27 ASM 27	30.829	12	4 GABRIEL	1:44.504	1:44.769 (12)
13	22 AKM 2	31.138	14 Viola 1	42.655	14 Viola 1	31.000	13	10 SCHULZ	1:44.735	1:44.799 (13)
14	10 SCHULZ	31.187	4 GABRIEL	42.663	10 SCHULZ	31.095	14	13 CRAM 2	1:44.850	1:45.130 (15)
15	14 Viola 1	31.256	12 CRAM 1	42.746	3 MARTIN	31.136	15	14 Viola 1	1:44.911	1:45.080 (14)
16	13 CRAM 2	31.284	13 CRAM 2	42.755	11 STEPHANE	31.137	16	3 MARTIN	1:45.014	1:45.168 (16)
17	3 MARTIN	31.303	20 Argenti 2	42.789	20 Argenti 2	31.147	17	11 STEPHANE	1:45.059	1:45.332 (17)
18	20 Argenti 2	31.532	11 STEPHANE	42.902	4 GABRIEL	31.171	18	20 Argenti 2	1:45.468	1:45.588 (18)
19	2 M.BOLLIET	31.604	2 M.BOLLIET	43.110	19 Argenti 1	31.438	19	2 M.BOLLIET	1:46.344	1:46.344 (19)
20	19 Argenti 1	31.876	19 Argenti 1	43.330	2 M.BOLLIET	31.630	20	19 Argenti 1	1:46.644	1:46.644 (20)
21	15 Viola 2	31.896	15 Viola 2	43.535	15 Viola 2	31.926	21	15 Viola 2	1:47.357	1:47.787 (21)



# MOTOPARK TEST

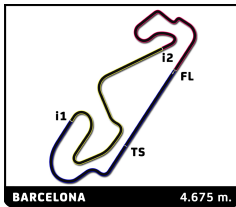
## CIRCUIT DE BARCELONA CATALUNYA -16-20 DECEMBER

### Day 1 - Session 4 - Group 1

## Sector Analysis

— Invalidated Lap    ■ Personal Best    ■ Session Best    B Crossing the pit lane

Lap	Time	Sector 1	Sector 2	Sector 3	T.Sp	Elapsed	Lap	Time	Sector 1	Sector 2	Sector 3	T.Sp	Elapsed
<b>1</b> <b>Rafael PERARD</b> Feed Racing F4							11	1:45.319	31.346	42.693	31.280	228.4	25:37.741
1	2:05.648	40.459	50.599	34.590	153.8	2:05.648	12	1:50.932	31.670	44.720	34.542	229.4	27:28.673
2	1:50.812	34.898	44.355	31.559	205.5	3:56.460	13	1:45.649	31.555	42.716	31.378	228.9	29:14.322
3	1:47.086	32.585	43.323	31.178	229.9	5:43.546	14	1:54.475B	31.539	42.952	39.984	228.9	31:08.797
4	1:47.963B	31.266	42.810	33.887	228.9	7:31.509							
5	5:15.621	3:42.663	55.007	37.951	162.3	12:47.130							
6	1:59.474	39.141	47.602	32.731	206.7	14:46.604							
7	1:47.463	32.782	43.605	31.076	230.3	16:34.067							
8	1:44.867	31.163	43.030	30.674	229.9	18:18.934							
9	1:43.821	31.030	42.259	<b>30.532</b>	232.8	20:02.755							
10	<b>1:43.657</b>	<b>30.934</b>	<b>42.164</b>	30.559	230.3	21:46.412							
11	1:44.314	31.073	42.551	30.690	229.9	23:30.726							
12	1:43.979	31.105	42.253	30.621	230.3	25:14.705							
13	1:44.256	31.170	42.209	30.877	230.3	26:58.961							
14	1:44.897	31.238	42.455	31.204	229.9	28:43.858							
15	1:45.139	31.600	42.479	31.060	228.4	30:28.997							
16	1:44.972	31.308	42.612	31.052	229.4	32:13.969							
17	1:44.652	31.350	42.501	30.801	229.9	33:58.621							
18	1:45.012	31.480	42.489	31.043	229.9	35:43.633							
19	1:45.048	31.245	42.534	31.269	230.3	37:28.681							
20	1:45.692	31.671	42.772	31.249	229.9	39:14.373							
21	1:45.369	31.471	42.733	31.165	230.3	40:59.742							
<b>2</b> <b>Malo BOLLIER</b> Feed Racing F4													
1	11:52.331	...	51.246	36.400	111.5	11:52.331							
2	1:53.947	33.422	47.009	33.516	227.4	13:46.278							
3	1:51.313	32.913	45.532	32.868	230.3	15:37.591							
4	1:47.647	32.078	43.650	31.919	232.3	17:25.238							
5	1:47.137	31.856	43.514	31.767	232.3	19:12.375							
6	1:47.052	31.760	43.538	31.754	234.3	20:59.427							
7	1:46.890	31.892	43.250	31.748	231.8	22:46.317							
8	<b>1:46.344</b>	<b>31.604</b>	<b>43.110</b>	<b>31.630</b>	232.3	24:32.661							
9	1:47.761	32.506	43.467	31.788	210.7	26:20.422							
10	1:47.060	32.014	43.376	31.670	233.3	28:07.482							
11	1:46.754	31.730	43.381	31.643	233.3	29:54.236							
12	1:47.867	31.614	44.385	31.868	232.8	31:42.103							
13	1:46.618	31.634	43.315	31.669	231.8	33:28.721							
14	1:47.563	31.721	43.394	32.448	232.8	35:16.284							
15	1:49.973	32.776	45.260	31.937	231.8	37:06.257							
16	1:47.121	31.714	43.406	32.001	233.8	38:53.378							
17	1:46.718	31.652	43.395	31.671	231.3	40:40.096							
<b>3</b> <b>MARTIN</b> Formula Motorsport F3R													
1	4:32.544	3:00.911	54.296	37.337	136.9	4:32.544							
2	1:55.067	32.958	45.717	36.392	229.4	6:27.611							
3	1:47.356	32.248	43.306	31.802	231.3	8:14.967							
4	1:46.465	31.850	43.041	31.574	230.3	10:01.432							
5	1:54.091B	31.494	42.986	39.611	229.9	11:55.523							
6	4:54.764	3:36.943	44.202	33.619	128.7	16:50.287							
7	1:45.913	31.664	42.955	31.294	229.9	18:36.200							
8	1:45.298	31.370	42.647	31.281	229.4	20:21.498							
9	<b>1:45.168</b>	31.457	<b>42.575</b>	<b>31.136</b>	229.4	22:06.666							
10	1:45.756	<b>31.303</b>	42.643	31.810	230.3	23:52.422							
<b>4</b> <b>GABRIEL</b> Formula Motorsport F3R							11	1:45.319	31.346	42.693	31.280	228.4	25:37.741
1	4:27.174	2:56.433	53.529	37.212	99.7	4:27.174	12	1:50.932	31.670	44.720	34.542	229.4	27:28.673
2	1:54.099	35.668	45.659	32.772	229.9	6:21.273	13	1:45.649	31.555	42.716	31.378	228.9	29:14.322
3	1:47.065	31.789	43.527	31.749	233.3	8:08.338	14	1:54.475B	31.539	42.952	39.984	228.9	31:08.797
4	1:46.474	31.215	43.534	31.725	234.3	9:54.812							
5	1:45.443	31.144	42.787	31.512	234.3	11:40.255							
6	1:46.906	31.678	<b>42.663</b>	32.565	229.4	13:27.161							
7	1:45.062	31.142	42.749	<b>31.171</b>	233.3	15:12.223							
8	1:45.307	31.003	43.004	31.300	234.8	16:57.530							
9	1:45.146	31.229	42.669	31.248	233.8	18:42.676							
10	1:45.521	31.221	43.013	31.287	234.3	20:28.197							
11	<b>1:44.769</b>	<b>30.670</b>	42.910	31.189	232.8	22:12.966							
12	1:45.700	31.368	42.686	31.646	232.8	23:58.666							
13	1:47.009	31.802	43.039	32.168	232.3	25:45.675							
14	1:47.636	31.619	44.418	31.599	228.4	27:33.311							
15	2:03.966B	31.829	45.334	46.803	233.3	29:37.277							
<b>5</b> <b>ERWIN</b> Formula Motorsport F3R													
1	2:26.746	1:08.583	45.173	32.990	150.2	2:26.746							
2	1:44.722	31.675	42.533	30.514	225.6	4:11.468							
3	1:43.217	30.789	41.829	30.599	229.4	5:54.685							
4	1:42.431	30.574	41.567	30.290	230.8	7:37.116							
5	1:42.513	30.519	41.251	30.743	231.3	9:19.629							
6	1:43.107	30.942	41.873	30.292	233.8	11:02.736							
7	1:42.585	30.691	41.378	30.516	229.9	12:45.321							
8	1:42.687	30.860	41.796	30.031	231.8	14:28.008							
9	1:41.818	30.498	41.263	30.057	230.3	16:09.826							
10	<b>1:41.593</b>	<b>30.458</b>	41.275	<b>29.860</b>	229.9	17:51.419							
11	1:42.710	30.480	41.722	30.508	230.8	19:34.129							
12	1:44.894	30.530	41.326	33.038	228.4	21:19.023							
13	1:54.772B	30.515	41.290	42.967	228.9	23:13.795							
14	3:38.704	2:25.865	42.470	30.369	174.2	26:52.499							
15	1:42.253	30.801	41.165	30.287	228.9	28:34.752							
16	1:41.972	30.678	41.278	30.016	228.9	30:16.724							
17	1:42.784	30.547	41.380	30.857	229.4	31:59.508							
18	1:41.828	30.495	<b>41.161</b>	30.172	229.9	33:41.336							
19	2:37.264B	30.620	1:17.509	49.135	229.9	36:18.600							
<b>6</b> <b>LAURENT</b> Formula Motorsport F3R							1	3:10.407	1:37.366	51.335	41.706	137.8	3:10.407
1	1:55.067	32.958	45.717	36.392	229.4	6:27.611	2	1:53.556	33.840	46.522	33.194	225.6	5:03.963
2	1:47.356	32.248	43.306	31.802	231.3	8:14.967	3	1:47.070	32.113	43.178	31.779	230.3	6:51.033
3	1:46.465	31.850	43.041	31.574	230.3	10:01.432	4	1:44.760	31.364	42.062	31.334	231.3	8:35.793
4	1:54.091B	31.494	42.986	39.611	229.9	11:55.523	5	1:44.192	31.080	42.179	30.933	232.3	10:19.985
5	4:54.764	3:36.943	44.202	33.619	128.7	16:50.287	6	<b>1:44.071</b>	31.299	<b>41.987</b>	<b>30.785</b>	231.8	12:04.056
6	1:45.913	31.664	42.955	31.294	229.9	18:36.200	7	1:47.170	32.703	43.071	31.396	231.3	13:51.226
7	1:45.298	31.370	42.647	31.281	229.4	20:21.498	8	1:52.275B	31.059	41.993	39.223	232.3	15:43.501
8	<b>1:45.168</b>	31.457	<b>42.575</b>	<b>31.136</b>	229.4	22:06.666	9	8:14.891	6:42.891	53.724	38.276	138.5	23:58.392
9	1:45.756	<b>31.303</b>	42.643	31.810	230.3	23:52.422	10	1:57.679	36.038	48.311	33.330	226.5	25:56.071



# MOTOPARK TEST

## CIRCUIT DE BARCELONA CATALUNYA -16-20 DECEMBER

### Day 1 - Session 4 - Group 1

### Sector Analysis

— Invalidated Lap    ■ Personal Best    ■ Session Best    ■ Crossing the pit lane

Lap	Time	Sector 1	Sector 2	Sector 3	T.Spd	Elapsed	Lap	Time	Sector 1	Sector 2	Sector 3	T.Spd	Elapsed
11	1:47.288	32.220	43.242	31.826	229.9	27:43.359	14	1:45.970	31.407	43.426	<span style="color: green;">31.137</span>	233.3	31:04.041
12	1:45.468	31.449	42.652	31.367	233.3	29:28.827	15	1:45.996	31.374	43.115	31.507	233.8	32:50.037
13	2:36.101 <span style="color: blue;">B</span>	<span style="color: green;">30.921</span>	1:18.502	46.678	231.8	32:04.928	16	1:46.963	31.756	43.569	31.638	232.8	34:37.000
							17	2:02.691 <span style="color: blue;">B</span>	32.104	46.243	44.344	231.8	36:39.691

<b>9</b> ASM 9						
ASM F4						
Lap	Time	Sector 1	Sector 2	Sector 3	T.Spd	Elapsed
1	8:40.462 <span style="color: blue;">B</span>	7:05.465	48.178	46.819	117.9	8:40.462
2	2:19.939	59.659	46.273	34.007	151.8	11:00.401
3	1:49.485	33.017	44.436	32.032	217.0	12:49.886
4	1:47.884	33.443	43.074	31.367	224.2	14:37.770
5	1:44.801	31.447	42.346	31.008	227.0	16:22.571
6	1:45.045	31.270	42.681	31.094	227.0	18:07.616
7	1:44.786	31.625	<span style="color: green;">42.104</span>	31.057	225.1	19:52.402
8	1:44.623	31.418	42.298	30.907	224.6	21:37.025
9	1:44.547	31.339	42.220	30.988	224.6	23:21.572
10	1:44.514	31.193	42.367	30.954	225.1	25:06.086
11	1:44.536	31.183	42.365	30.988	224.6	26:50.622
12	1:45.165	31.444	42.312	31.409	224.2	28:35.787
13	1:44.887	31.347	42.748	<span style="color: green;">30.792</span>	226.0	30:20.674
14	<span style="color: green;">1:44.481</span>	31.216	42.472	30.793	225.1	32:05.155
15	1:44.614	<span style="color: green;">31.092</span>	42.519	31.003	225.6	33:49.769
16	1:46.219	31.327	43.677	31.215	226.0	35:35.988
17	1:45.283	31.348	42.568	31.367	224.6	37:21.271
18	1:45.314	31.508	42.616	31.190	224.2	39:06.585
19	1:45.231	31.322	42.783	31.126	224.6	40:51.816

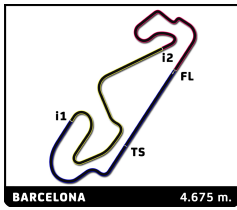
<b>10</b> SCHULZ						
LSP F4 /Schulz F4						
Lap	Time	Sector 1	Sector 2	Sector 3	T.Spd	Elapsed
1	3:52.873	2:24.031	53.291	35.551	133.1	3:52.873
2	1:54.392	38.058	44.665	31.669	208.3	5:47.265
3	1:46.685	31.292	43.978	31.415	228.9	7:33.950
4	1:45.189	31.257	42.793	31.139	228.9	9:19.139
5	1:45.836	<span style="color: green;">31.187</span>	43.431	31.218	230.3	11:04.975
6	1:45.537	31.411	43.031	<span style="color: green;">31.095</span>	230.3	12:50.512
7	1:45.501	31.644	42.717	31.140	232.3	14:36.013
8	<span style="color: green;">1:44.799</span>	31.226	<span style="color: green;">42.453</span>	31.120	228.9	16:20.812
9	1:53.803 <span style="color: blue;">B</span>	31.371	45.070	37.362	227.4	18:14.615
10	7:56.820	6:37.000	47.282	32.538	139.0	26:11.435
11	1:47.829	32.505	43.732	31.592	227.0	27:59.264
12	1:47.044	31.570	44.103	31.371	227.9	29:46.308
13	1:53.628 <span style="color: blue;">B</span>	31.440	43.961	38.227	228.4	31:39.936

<b>11</b> STEPHANE						
LSP F4 /Schulz F4						
Lap	Time	Sector 1	Sector 2	Sector 3	T.Spd	Elapsed
1	7:41.727	6:06.229	57.707	37.791	106.3	7:41.727
2	1:58.620	37.216	47.345	34.059	184.3	9:40.347
3	1:51.368	33.089	45.906	32.373	231.8	11:31.715
4	1:49.355	32.129	44.792	32.434	233.3	13:21.070
5	1:47.102	31.689	43.617	31.796	234.8	15:08.172
6	1:46.756	31.495	43.560	31.701	233.8	16:54.928
7	1:46.911	31.428	43.729	31.754	233.8	18:41.839
8	1:47.437	31.432	43.997	32.008	233.8	20:29.276
9	1:46.249	31.370	43.611	31.268	236.9	22:15.525
10	1:45.768	31.277	43.158	31.333	234.3	24:01.293
11	1:45.679	31.511	<span style="color: green;">42.902</span>	31.266	233.3	25:46.972
12	<span style="color: green;">1:45.332</span>	<span style="color: green;">31.020</span>	43.133	31.179	233.8	27:32.304
13	1:45.767	31.044	42.925	31.798	233.8	29:18.071

<b>12</b> CRAM 1						
Cram F4						
Lap	Time	Sector 1	Sector 2	Sector 3	T.Spd	Elapsed
1	2:19.809 <span style="color: blue;">B</span>	47.949	48.828	43.032	140.5	2:19.809
2	2:33.272	1:15.807	45.274	32.191	151.4	4:53.081
3	1:47.004	31.627	44.392	30.985	226.0	6:40.085
4	1:45.603	31.599	42.975	31.029	229.4	8:25.688
5	1:44.967	31.398	42.883	30.686	228.9	10:10.655
6	<span style="color: green;">1:44.481</span>	<span style="color: green;">31.089</span>	<span style="color: green;">42.746</span>	<span style="color: green;">30.646</span>	228.9	11:55.136
7	1:45.137	31.196	43.244	30.697	227.4	13:40.273
8	1:45.340	31.288	42.816	31.236	227.4	15:25.613
9	1:45.102	31.247	42.942	30.913	227.4	17:10.715
10	1:45.724	31.359	43.297	31.068	227.9	18:56.439
11	1:45.768	31.481	43.102	31.185	227.0	20:42.207
12	1:46.172	31.468	43.408	31.296	227.0	22:28.379
13	1:46.660	31.649	43.549	31.462	227.9	24:15.039
14	1:47.119	31.873	43.622	31.624	227.0	26:02.158
15	1:47.210	31.883	43.574	31.753	227.9	27:49.368
16	1:48.165	31.925	44.298	31.942	228.4	29:37.533
17	1:47.973	32.179	44.258	31.536	228.9	31:25.506
18	1:48.619	32.153	44.765	31.701	227.9	33:14.125
19	1:47.489	31.937	43.932	31.620	228.4	35:01.614
20	1:47.427	31.929	43.943	31.555	227.9	36:49.041
21	1:55.104 <span style="color: blue;">B</span>	32.351	44.368	38.385	226.5	38:44.145

<b>13</b> CRAM 2						
Cram F4						
Lap	Time	Sector 1	Sector 2	Sector 3	T.Spd	Elapsed
1	2:04.825	42.728	48.236	33.861	159.6	2:04.825
2	1:49.313	33.210	44.401	31.702	214.4	3:54.138
3	1:50.337	33.585	45.130	31.622	226.0	5:44.475
4	1:46.191	31.670	43.400	31.121	227.4	7:30.666
5	1:46.273	31.370	43.251	31.652	226.0	9:16.939
6	1:46.837	31.531	43.218	32.088	225.6	11:03.776
7	1:47.690	31.842	44.181	31.667	227.0	12:51.466
8	1:53.748 <span style="color: blue;">B</span>	32.756	43.387	37.605	227.4	14:45.214
9	8:11.824	6:50.609	48.358	32.857	157.3	22:57.038
10	1:47.875	32.554	43.923	31.398	215.7	24:44.913
11	1:46.118	31.733	43.112	31.273	227.0	26:31.031
12	<span style="color: green;">1:45.130</span>	31.564	<span style="color: green;">42.755</span>	<span style="color: green;">30.811</span>	231.8	28:16.161
13	1:45.416	<span style="color: green;">31.284</span>	43.013	31.119	227.4	30:01.577
14	1:46.569	31.542	43.762	31.265	227.0	31:48.146
15	1:46.092	31.643	43.159	31.290	227.9	33:34.238
16	1:46.161	31.539	43.121	31.501	227.9	35:20.399
17	1:47.160	32.071	43.668	31.421	227.9	37:07.559
18	1:47.295	31.899	43.683	31.713	226.5	38:54.854
19	1:52.798 <span style="color: blue;">B</span>	32.089	43.509	37.200	225.6	40:47.652

<b>14</b> Viola 1						
Viola F4						
Lap	Time	Sector 1	Sector 2	Sector 3	T.Spd	Elapsed
1	5:17.714	3:49.819	51.783	36.112	118.4	5:17.714
2	1:53.106	34.362	45.971	32.773	210.7	7:10.820
3	1:51.059	34.171	44.796	32.092	223.2	9:01.879
4	1:46.328	31.683	43.295	31.350	224.6	10:48.207


**MOTOPARK TEST**
**CIRCUIT DE BARCELONA CATALUNYA -16-20 DECEMBER**
**Day 1 - Session 4 - Group 1**
**Sector Analysis**

 \_ Invalidated Lap   ■ Personal Best   ■ Session Best   ■ Crossing the pit lane

Lap	Time	Sector 1	Sector 2	Sector 3	T.Sp	Elapsed	Lap	Time	Sector 1	Sector 2	Sector 3	T.Sp	Elapsed
5	1:45.337	31.328	42.876	31.133	224.2	12:33.544	17	1:50.869	32.046	43.822	35.001	224.6	37:23.112
6	1:45.315	31.376	<span style="color: green;">42.655</span>	31.284	224.6	14:18.859	18	1:47.399	32.035	43.571	31.793	225.1	39:10.511
7	1:45.128	<span style="color: green;">31.256</span>	42.872	<span style="color: green;">31.000</span>	224.6	16:03.987	19	<span style="color: green;">1:46.644</span>	<span style="color: green;">31.876</span>	<span style="color: green;">43.330</span>	<span style="color: green;">31.438</span>	225.6	40:57.155
8	<span style="color: green;">1:45.080</span>	31.340	42.676	31.064	225.6	17:49.067	<b>20 Argenti 2</b>						
9	1:47.065	31.426	43.193	32.446	225.6	19:36.132	Argenti F4						
10	1:46.003	31.922	42.818	31.263	228.4	21:22.135	1	6:35.265	4:58.734	58.834	37.697	126.0	6:35.265
11	2:03.725 <span style="color: blue;">B</span>	34.103	48.395	41.227	224.2	23:25.860	2	2:02.595	39.774	48.043	34.778	173.4	8:37.860
12	4:45.871	3:28.599	45.218	32.054	160.4	28:11.731	3	1:48.742	32.747	44.275	31.720	224.6	10:26.602
13	1:46.997	31.879	43.441	31.677	225.6	29:58.728	4	1:46.860	31.940	43.418	31.502	225.1	12:13.462
14	1:48.133	31.722	44.876	31.535	225.6	31:46.861	5	1:46.446	31.892	43.207	31.347	224.6	13:59.908
15	1:46.050	31.665	42.977	31.408	225.1	33:32.911	6	1:48.250	32.953	43.528	31.769	225.6	15:48.158
16	1:46.421	31.663	43.101	31.657	225.6	35:19.332	7	1:54.151 <span style="color: blue;">B</span>	32.015	43.214	38.922	224.6	17:42.309
17	1:49.971	32.607	44.903	32.461	225.6	37:09.303	8	5:58.470	4:26.552	53.609	38.309	94.5	23:40.779
18	1:47.305	31.971	43.287	32.047	224.6	38:56.608	9	2:05.009	37.913	50.849	36.247	175.9	25:45.788
19	1:46.962	31.971	43.233	31.758	224.2	40:43.570	10	1:55.090	36.641	45.750	32.699	193.8	27:40.878

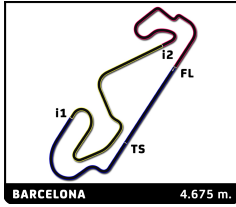
<b>15 Viola 2</b>						
Viola F4						
Lap	Time	Sector 1	Sector 2	Sector 3	T.Sp	Elapsed
1	4:35.555	2:43.961	1:04.756	46.838	88.7	4:35.555
2	2:29.607	43.489	1:03.226	42.892	178.2	7:05.162
3	2:13.435	41.115	53.220	39.100	178.2	9:18.597
4	2:07.486	38.182	51.624	37.680	189.7	11:26.083
5	2:04.819	36.725	49.874	38.220	216.6	13:30.902
6	1:56.156	34.371	46.550	35.235	219.2	15:27.058
7	1:53.617	33.403	46.135	34.079	222.8	17:20.675
8	1:51.002	32.994	45.102	32.906	222.8	19:11.677
9	1:51.527	33.493	45.036	32.998	213.2	21:03.204
10	1:49.559	32.762	44.335	32.462	223.7	22:52.763
11	1:49.193	32.343	44.380	32.470	224.2	24:41.956
12	1:48.688	32.177	44.523	31.988	225.1	26:30.644
13	1:50.285	32.875	44.900	32.510	224.6	28:20.929
14	1:50.260	33.259	44.406	32.595	224.6	30:11.189
15	1:48.057	32.086	43.979	31.992	224.2	31:59.246
16	1:48.552	32.155	44.250	32.147	221.0	33:47.798
17	1:51.548	31.921	44.701	34.926	225.1	35:39.346
18	1:48.038	32.192	43.816	32.030	223.7	37:27.384
19	1:48.213	<span style="color: green;">31.896</span>	<span style="color: green;">43.535</span>	32.782	225.1	39:15.597
20	<span style="color: green;">1:47.787</span>	31.897	43.964	<span style="color: green;">31.926</span>	226.5	41:03.384

<b>19 Argenti 1</b>						
Argenti F4						
Lap	Time	Sector 1	Sector 2	Sector 3	T.Sp	Elapsed
1	2:30.063	59.780	51.077	39.206	154.4	2:30.063
2	1:59.580	34.756	48.535	36.289	216.1	4:29.643
3	1:57.033	35.356	47.825	33.852	214.0	6:26.676
4	1:53.189	34.326	45.946	32.917	220.1	8:19.865
5	1:50.173	32.795	44.964	32.414	224.6	10:10.038
6	1:57.249	35.896	48.132	33.221	189.1	12:07.287
7	1:48.889	32.408	44.419	32.062	222.3	13:56.176
8	1:58.047 <span style="color: blue;">B</span>	32.452	44.251	41.344	224.6	15:54.223
9	5:58.287	4:24.260	56.207	37.820	93.0	21:52.510
10	2:08.830	37.448	53.628	37.754	179.1	24:01.340
11	2:00.588	36.031	49.901	34.656	199.1	26:01.928
12	1:56.057	34.461	47.753	33.843	206.7	27:57.985
13	1:55.169	36.208	45.616	33.345	164.0	29:53.154
14	1:59.177	36.991	48.670	33.516	195.2	31:52.331
15	1:51.431	32.676	44.673	34.082	225.6	33:43.762
16	1:48.481	32.306	44.223	31.952	225.6	35:32.243

<b>20 Argenti 2</b>						
Argenti F4						
Lap	Time	Sector 1	Sector 2	Sector 3	T.Sp	Elapsed
1	6:35.265	4:58.734	58.834	37.697	126.0	6:35.265
2	2:02.595	39.774	48.043	34.778	173.4	8:37.860
3	1:48.742	32.747	44.275	31.720	224.6	10:26.602
4	1:46.860	31.940	43.418	31.502	225.1	12:13.462
5	1:46.446	31.892	43.207	31.347	224.6	13:59.908
6	1:48.250	32.953	43.528	31.769	225.6	15:48.158
7	1:54.151 <span style="color: blue;">B</span>	32.015	43.214	38.922	224.6	17:42.309
8	5:58.470	4:26.552	53.609	38.309	94.5	23:40.779
9	2:05.009	37.913	50.849	36.247	175.9	25:45.788
10	1:55.090	36.641	45.750	32.699	193.8	27:40.878
11	1:49.507	32.182	44.035	33.290	223.7	29:30.385
12	1:47.733	31.942	44.008	31.783	227.0	31:18.118
13	1:45.865	31.611	43.058	31.196	226.5	33:03.983
14	1:45.994	31.734	43.023	31.237	225.1	34:49.977
15	1:45.623	<span style="color: green;">31.532</span>	42.941	31.150	224.2	36:35.600
16	1:45.757	31.717	42.893	<span style="color: green;">31.147</span>	226.0	38:21.357
17	<span style="color: green;">1:45.588</span>	31.610	<span style="color: green;">42.789</span>	31.189	223.2	40:06.945

<b>21 AKM 1</b>						
AKM F4						
Lap	Time	Sector 1	Sector 2	Sector 3	T.Sp	Elapsed
1	2:26.853	1:02.047	50.207	34.599	158.3	2:26.853
2	1:51.058	34.515	45.260	31.283	201.7	4:17.911
3	1:44.673	31.704	42.600	30.369	226.0	6:02.584
4	1:43.019	30.926	41.919	30.174	227.0	7:45.603
5	1:48.047	31.047	45.723	31.277	228.4	9:33.650
6	1:43.742	<span style="color: green;">30.723</span>	42.768	30.251	227.0	11:17.392
7	<span style="color: green;">1:42.781</span>	30.821	<span style="color: green;">41.786</span>	30.174	226.5	13:00.173
8	1:48.431 <span style="color: blue;">B</span>	30.964	42.369	35.098	226.5	14:48.604
9	9:16.750	7:45.277	55.824	35.649	143.4	24:05.354
10	2:00.345	36.549	50.769	33.027	212.8	26:05.699
11	1:44.922	31.930	42.583	30.409	227.4	27:50.621
12	1:43.080	30.846	42.120	30.114	230.3	29:33.701
13	1:42.963	30.737	42.013	30.213	227.9	31:16.664
14	1:42.816	30.779	41.920	30.117	226.0	32:59.480
15	1:42.913	30.770	42.087	<span style="color: green;">30.056</span>	227.4	34:42.393
16	1:50.732	30.815	47.875	32.042	227.0	36:33.125
17	1:43.191	30.981	41.932	30.278	225.6	38:16.316
18	1:52.568 <span style="color: blue;">B</span>	30.848	42.403	39.317	225.1	40:08.884

<b>22 AKM 2</b>						
AKM F4						
Lap	Time	Sector 1	Sector 2	Sector 3	T.Sp	Elapsed
1	3:52.264	2:22.865	53.443	35.956	121.1	3:52.264
2	1:59.239	39.157	47.161	32.921	217.4	5:51.503
3	1:50.819	32.148	45.843	32.828	223.7	7:42.322
4	1:46.300	31.681	43.117	31.502	223.7	9:28.622
5	2:02.887 <span style="color: blue;">B</span>	31.356	44.978	46.553	224.6	11:31.509
6	8:46.363	7:12.894	56.022	37.447	138.1	20:17.872
7	2:00.307	36.946	45.889	37.472	198.4	22:18.179
8	1:48.384	32.631	43.570	32.183	218.8	24:06.563
9	1:49.826	33.115	43.881	32.830	225.6	25:56.389
10	1:51.610	32.439	47.765	31.406	227.9	27:47.999


**MOTOPARK TEST**
**CIRCUIT DE BARCELONA CATALUNYA -16-20 DECEMBER**
**Day 1 - Session 4 - Group 1**
**Sector Analysis**

\_ Invalidated Lap

■ Personal Best

■ Session Best

B Crossing the pit lane

Lap	Time	Sector 1	Sector 2	Sector 3	T.Sp	Elapsed	Lap	Time	Sector 1	Sector 2	Sector 3	T.Sp	Elapsed
11	1:45.466	31.397	42.646	31.423	225.1	29:33.465	12	4:06.486	2:50.308	44.424	31.754	163.2	28:09.608
12	1:46.674	32.089	43.328	31.257	222.3	31:20.139	13	1:46.974	31.940	43.432	31.602	227.4	29:56.582
13	<b>1:44.360</b>	<b>31.138</b>	<b>42.444</b>	<b>30.778</b>	226.5	33:04.499	14	1:48.414	32.347	44.483	31.584	227.0	31:44.996
14	2:12.130	35.682	54.534	41.914	229.9	35:16.629	15	1:45.542	31.521	43.031	30.990	226.5	33:30.538
15	1:55.699	36.939	47.043	31.717	227.9	37:12.328	16	1:46.425	31.427	42.870	32.128	228.9	35:16.963
16	1:45.216	31.421	42.735	31.060	225.1	38:57.544	17	1:48.268	32.935	43.694	31.639	234.8	37:05.231
17	2:01.692 B	31.398	48.357	41.937	227.0	40:59.236	18	1:55.221 B	33.092	44.032	38.097	226.0	39:00.452

**25**
**KIC**

KIC FR

1	5:59.027	4:31.813	52.100	35.114	136.8	5:59.027
2	1:51.861	34.950	43.858	33.053	196.6	7:50.888
3	1:55.178	33.610	48.859	32.709	202.5	9:46.066
4	1:43.287	29.757	40.794	32.736	238.9	11:29.353
5	1:48.839	30.577	40.611	37.651	239.5	13:18.192
6	1:39.275	29.532	40.394	29.349	238.9	14:57.467
7	1:39.342	29.614	40.398	29.330	238.4	16:36.809
8	1:40.869	<b>29.422</b>	40.695	30.752	238.9	18:17.678
9	1:39.295	29.583	40.512	29.200	237.9	19:56.973
10	1:40.281	29.583	40.764	29.934	237.9	21:37.254
11	1:51.142 B	29.701	40.654	40.787	237.9	23:28.396
12	7:18.307	5:28.342	56.853	53.112	138.7	30:46.703
13	1:49.899	35.573	43.690	30.636	180.6	32:36.602
14	1:41.161	30.381	41.176	29.604	234.3	34:17.763
15	1:48.591	29.636	40.473	38.482	237.4	36:06.354
16	1:38.658	29.510	40.173	<b>28.975</b>	236.9	37:45.012
17	<b>1:38.469</b>	29.508	<b>39.967</b>	28.994	237.4	39:23.481

**26**
**Krafft**

Krafft Racing FR

1	4:29.522	3:08.241	46.238	35.043	129.1	4:29.522
2	1:49.106	32.448	44.733	31.925	234.3	6:18.628
3	1:54.458 B	31.867	43.901	38.690	235.3	8:13.086
4	2:45.449	1:29.084	44.365	32.000	145.0	10:58.535
5	1:45.993	31.228	43.235	31.530	235.3	12:44.528
6	1:46.074	31.183	43.757	31.134	235.8	14:30.602
7	1:44.921	31.090	42.847	30.984	237.4	16:15.523
8	1:44.485	30.820	42.515	31.150	237.4	18:00.008
9	<b>1:43.660</b>	<b>30.792</b>	<b>42.301</b>	30.567	236.3	19:43.668
10	1:56.405 B	32.493	43.872	40.040	235.3	21:40.073
11	5:39.406	4:23.728	44.569	31.109	150.0	27:19.479
12	1:43.745	31.052	42.341	<b>30.352</b>	234.8	29:03.224
13	1:53.946 B	32.659	44.270	37.017	234.8	30:57.170

**27**
**ASM 27**

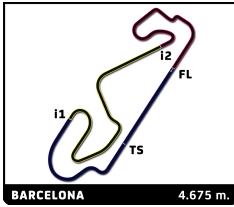
ASM F4

1	6:11.875	4:50.673	47.572	33.630	129.7	6:11.875
2	1:49.280	33.122	44.333	31.825	221.4	8:01.155
3	1:46.392	31.699	43.182	31.511	227.9	9:47.547
4	1:45.293	31.417	42.815	31.061	228.9	11:32.840
5	1:46.651	31.408	43.983	31.260	228.9	13:19.491
6	1:44.831	31.179	42.823	<b>30.829</b>	229.4	15:04.322
7	<b>1:44.637</b>	<b>30.970</b>	42.658	31.009	228.4	16:48.959
8	1:44.649	31.140	42.631	30.878	227.4	18:33.608
9	1:44.879	31.305	<b>42.530</b>	31.044	227.0	20:18.487
10	1:46.652	31.305	44.086	31.261	226.0	22:05.139
11	1:57.983 B	35.594	44.309	38.080	226.5	24:03.122

**28**
**Elite GB4 1**

Elite GB4

1	4:55.377	3:31.894	49.105	34.378	131.1	4:55.377
2	1:47.376	32.493	43.679	31.204	225.6	6:42.753
3	1:45.342	31.428	42.963	30.951	225.6	8:28.095
4	1:44.239	31.309	42.436	30.494	225.6	10:12.334
5	1:44.293	31.224	42.434	30.635	225.1	11:56.627
6	1:55.376 B	31.247	42.602	41.527	225.6	13:52.003
7	5:12.432	3:46.621	50.637	35.174	117.3	19:04.435
8	1:56.500	34.958	45.910	35.632	198.0	21:00.935
9	1:47.410	32.902	43.411	31.097	225.1	22:48.345
10	1:44.599	31.106	42.450	31.043	225.1	24:32.944
11	1:43.976	31.316	42.282	30.378	225.1	26:16.920
12	1:43.634	31.470	<b>41.893</b>	30.271	225.1	28:00.554
13	1:43.531	30.908	42.338	30.285	225.1	29:44.085
14	<b>1:43.161</b>	<b>30.732</b>	42.182	30.247	225.1	31:27.246
15	1:43.248	30.809	42.211	<b>30.228</b>	225.1	33:10.494
16	2:07.107 B	34.033	46.879	46.195	211.9	35:17.601

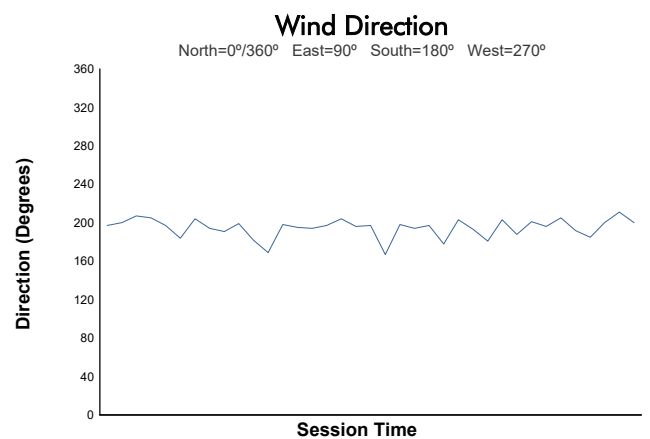
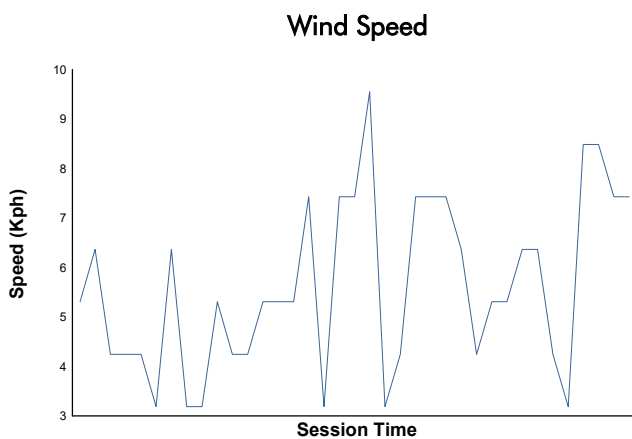
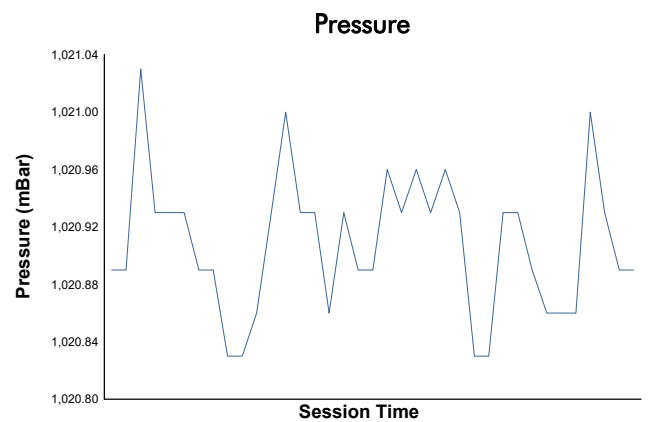
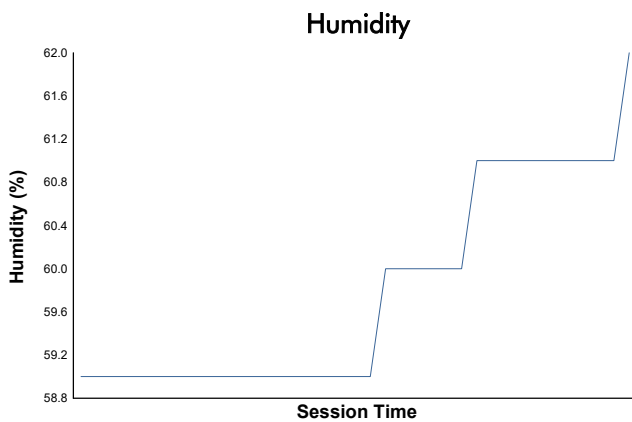
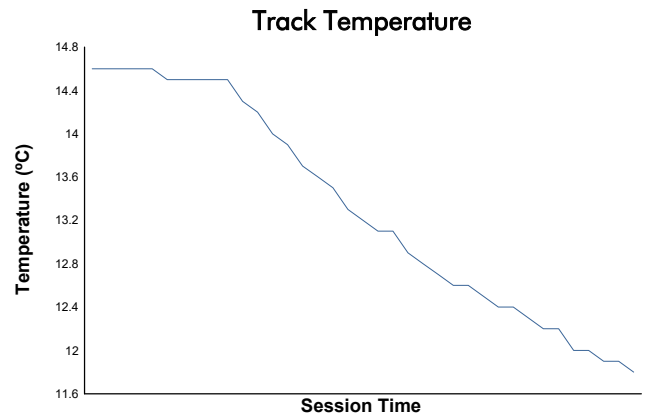
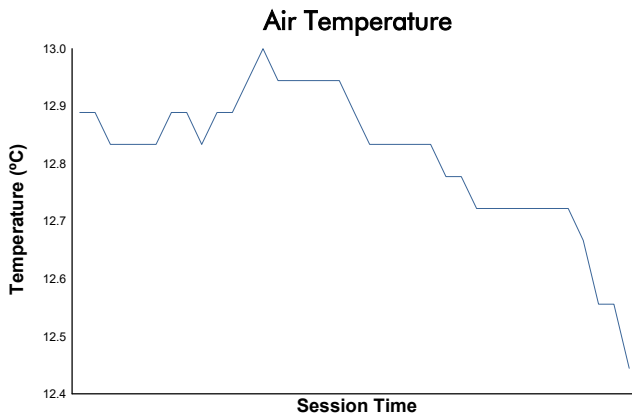


# CIRCUIT DE BARCELONA CATALUNYA -16-20 DECEMBI

## MOTOPARK TEST

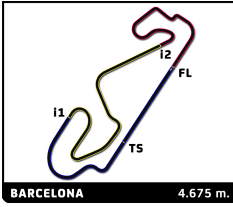
Day 1 - Session 4 - Group 1

### Weather Report



Track Status: **DRY**




**MOTOPARK TEST**
**CIRCUIT DE BARCELONA CATALUNYA -16-20 DI**
**Combined Day 1 - Group 1**
**Classification**

No	Driver	Nat	Team	Cl.	Ses 1	Ses 2	Ses 3	Ses 4	Time	Gap
1	25	<b>KIC</b>	KIC FR	FR		1:39.587	1:38.765	<b>1:38.469</b>	<b>1:38.469</b>	12.853
2	5	<b>ERWIN</b>	Formula Motorsport F3R	F3R	1:43.112	<b>1:40.975</b>	1:41.746	1:41.593	<b>1:40.975</b>	10.347
3	6	<b>LAURENT</b>	Formula Motorsport F3R	F3R	1:44.306	<b>1:42.712</b>	1:43.627	1:44.071	<b>1:42.712</b>	8.610
4	21	<b>AKM 1</b>	AKM F4	F4	1:44.390	1:42.927	1:43.915	<b>1:42.781</b>	<b>1:42.781</b>	8.541
5	28	<b>Elite GB4 1</b>	Elite GB4	GB4	1:46.085	1:43.571	1:43.439	<b>1:43.161</b>	<b>1:43.161</b>	8.161
6	13	<b>CRAM 2</b>	Cram F4	F4	1:46.318	<b>1:43.396</b>	1:44.863	1:45.130	<b>1:43.396</b>	7.926
7	1	<b>Rafael PERARD</b>	Feed Racing F4	F4	1:45.766	1:43.717	1:43.804	<b>1:43.657</b>	<b>1:43.657</b>	7.665
8	26	<b>Krafft</b>	Krafft Racing FR	FR			1:44.888	<b>1:43.660</b>	<b>1:43.660</b>	7.662
9	2	<b>Malo BOLLIET</b>	Feed Racing F4	F4	1:45.134	<b>1:43.774</b>	1:44.514	1:46.344	<b>1:43.774</b>	7.548
10	27	<b>ASM 27</b>	ASM F4	F4	1:47.424	<b>1:43.819</b>	1:44.319	1:44.637	<b>1:43.819</b>	7.503
11	3	<b>MARTIN</b>	Formula Motorsport F3R	F3R	1:46.954	<b>1:44.003</b>	1:45.024	1:45.168	<b>1:44.003</b>	7.319
12	9	<b>ASM 9</b>	ASM F4	F4	1:46.806	1:44.813	<b>1:44.022</b>	1:44.481	<b>1:44.022</b>	7.300
13	10	<b>SCHULZ</b>	LSP F4 /Schulz F4	F4	1:48.160	1:45.359	<b>1:44.149</b>	1:44.799	<b>1:44.149</b>	7.173
14	22	<b>AKM 2</b>	AKM F4	F4	1:49.249	1:45.184	1:45.180	<b>1:44.360</b>	<b>1:44.360</b>	6.962
15	12	<b>CRAM 1</b>	Cram F4	F4	1:45.535	1:44.537	1:45.362	<b>1:44.481</b>	<b>1:44.481</b>	6.841
16	4	<b>GABRIEL</b>	Formula Motorsport F3R	F3R	1:47.437	1:45.562	1:44.897	<b>1:44.769</b>	<b>1:44.769</b>	6.553
17	14	<b>Viola 1</b>	Viola F4	F4	1:50.631	1:47.209	1:46.157	<b>1:45.080</b>	<b>1:45.080</b>	6.242
18	11	<b>STEPHANE</b>	LSP F4 /Schulz F4	F4	1:51.438	1:47.682	1:47.762	<b>1:45.332</b>	<b>1:45.332</b>	5.990
19	20	<b>Argenti 2</b>	Argenti F4	F4	1:51.853	1:46.013	1:45.817	<b>1:45.588</b>	<b>1:45.588</b>	5.734
20	19	<b>Argenti 1</b>	Argenti F4	F4	1:53.248	1:46.410	<b>1:46.399</b>	1:46.644	<b>1:46.399</b>	4.923
21	15	<b>Viola 2</b>	Viola F4	F4	2:03.061	1:53.332	<b>1:47.645</b>	1:47.787	<b>1:47.645</b>	3.677

--	--