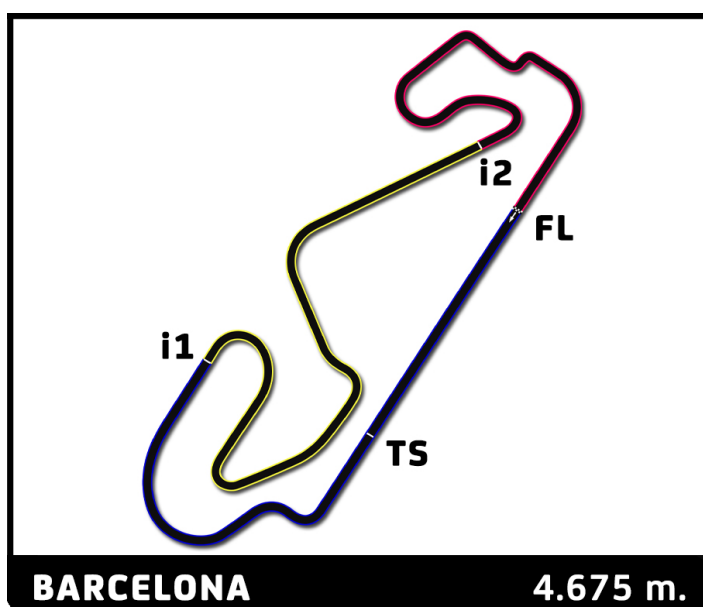


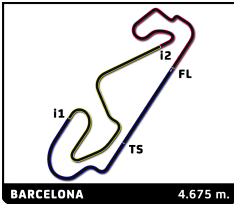
CIRCUIT DE BARCELONA CATALUNYA -16-20

DECEMBER

MOTOPARK TEST

Results Booklet





MOTOPARK TEST

CIRCUIT DE BARCELONA CATALUNYA - 16-20 DECEMBER

Day 1 - Session 1 - Group 2

Classification

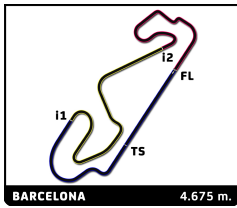
No	Driver	Nat	Team	Car	Cl.	Time	Lap	Total	Gap	Kph	
1	91 Jenzer 1		Jenzer F3		F3	1:29.963	8	15	-	-	187.1
2	104 Motopark 4		Motopark EFO		EFO	1:31.502	20	23	+1.539	+1.539	183.9
3	87 Rodin 2		Rodin F3		F3	1:31.602	17	20	+1.639	+0.100	183.7
4	105 Motopark 5		Motopark EFO		EFO	1:31.832	14	20	+1.869	+0.230	183.3
5	92 Porteiro 1		Porteiro F3		F3	1:31.954	6	20	+1.991	+0.122	183.0
6	103 Motopark 3		Motopark EFO		EFO	1:32.037	13	20	+2.074	+0.083	182.9
7	86 Rodin 1		Rodin F3		F3	1:32.174	11	12	+2.211	+0.137	182.6
8	101 Motopark 1		Motopark EFO		EFO	1:32.219	19	21	+2.256	+0.045	182.5
9	102 Motopark 2		Motopark EFO		EFO	1:32.874	12	18	+2.911	+0.655	181.2
10	93 Elite GB3 1		Elite GB3		GB3	1:35.460	21	21	+5.497	+2.586	176.3
11	94 Elite GB3 2		Elite GB3		GB3	1:37.392	9	23	+7.429	+1.932	172.8
12	106 Motopark 6		Motopark EFO		EFO	1:42.381	4	5	+12.418	+4.989	164.4

Fastest Lap: Lap 8 | Jenzer 1 | **1:29.963** | 187.1 Kph

Published at:

Track Status: **DRY**

--	--

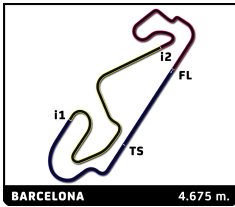

MOTOPARK TEST
CIRCUIT DE BARCELONA CATALUNYA -16-20 DECEMBER
Day 1 - Session 1 - Group 2
Classification by Class

No	Driver	Nat	Team	Car	Time	Lap Total	Gap	Kph
F3								
1	91 Jenzer 1		Jenzer F3		1:29.963	8 15		187.1
2	87 Rodin 2		Rodin F3		1:31.602	17 20	+1.639 +1.639	183.7
3	92 Porteiro 1		Porteiro F3		1:31.954	6 20	+1.991 +0.352	183.0
4	86 Rodin 1		Rodin F3		1:32.174	11 12	+2.211 +0.220	182.6
EFO								
1	104 Motopark 4		Motopark EFO		1:31.502	20 23		183.9
2	105 Motopark 5		Motopark EFO		1:31.832	14 20	+0.330 +0.330	183.3
3	103 Motopark 3		Motopark EFO		1:32.037	13 20	+0.535 +0.205	182.9
4	101 Motopark 1		Motopark EFO		1:32.219	19 21	+0.717 +0.182	182.5
5	102 Motopark 2		Motopark EFO		1:32.874	12 18	+1.372 +0.655	181.2
6	106 Motopark 6		Motopark EFO		1:42.381	4 5	+10.879 +9.507	164.4
GB3								
1	93 Elite GB3 1		Elite GB3		1:35.460	21 21		176.3
2	94 Elite GB3 2		Elite GB3		1:37.392	9 23	+1.932 +1.932	172.8

Published at:

 Track Status: **DRY**

--	--



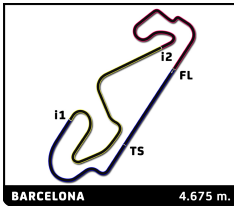
MOTOPARK TEST

CIRCUIT DE BARCELONA CATALUNYA - 16-20 DECEMBER

Day 1 - Session 1 - Group 2

Best Top Speed

No Driver	Team	Class	Top 1		Top 2		Top 3		Top 4		Top 5		Avg	
			Kph	Lap	Kph	Lap	Kph	Lap	Kph	Lap	Kph	Lap		
86	Rodin 1	Rodin F3	F3	280.2	5	278.8	7	276.6	11	275.9	12	254.6	6	273.2
92	Porteiro 1	Porteiro F3	F3	278.1	6	277.3	8	275.9	20	275.9	4	275.2	15	276.5
91	Jenzer 1	Jenzer F3	F3	277.3	8	276.6	12	275.9	10	274.5	14	274.5	3	275.8
87	Rodin 2	Rodin F3	F3	276.6	6	276.6	4	275.2	13	275.2	8	274.5	19	275.6
93	Elite GB3 1	Elite GB3	GB3	246.0	13	244.9	15	243.8	6	242.7	12	242.1	4	243.9
94	Elite GB3 2	Elite GB3	GB3	246.0	9	244.9	6	244.3	7	243.8	8	243.8	10	244.6
101	Motopark 1	Motopark EFO	EFO	241.6	6	240.5	12	240.5	11	238.9	19	238.9	13	240.1
104	Motopark 4	Motopark EFO	EFO	240.5	14	240.5	6	239.5	5	238.4	13	237.9	9	239.4
103	Motopark 3	Motopark EFO	EFO	240.0	8	238.9	7	238.9	6	238.4	5	237.9	12	238.8
105	Motopark 5	Motopark EFO	EFO	240.0	14	240.0	9	240.0	8	238.9	6	238.9	5	239.6
102	Motopark 2	Motopark EFO	EFO	238.9	6	237.9	13	237.9	10	237.4	11	236.9	12	237.8
106	Motopark 6	Motopark EFO	EFO	236.9	5	234.8	4	231.3	3	98.8	2	98.3	1	180.0



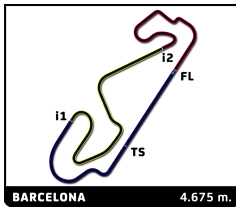
MOTOPARK TEST

CIRCUIT DE BARCELONA CATALUNYA -16-20 DECEMBER

Day 1 - Session 1 - Group 2

Best Sector Times

Sector 1			Sector 2			Sector 3			Pos	No Driver	Ideal Lap	Best Lap
Pos	No Driver	Time	No Driver	Time	No Driver	Time						
1	91 Jenzer 1	26.396	91 Jenzer 1	36.659	104 Motopark 4	26.549	1	91 Jenzer 1	1:29.707	1:29.963	(1)	
2	92 Porteiro 1	26.679	104 Motopark 4	37.093	91 Jenzer 1	26.652	2	104 Motopark 4	1:31.357	1:31.502	(2)	
3	86 Rodin 1	26.872	105 Motopark 5	37.214	103 Motopark 3	26.755	3	87 Rodin 2	1:31.569	1:31.602	(3)	
4	87 Rodin 2	26.919	102 Motopark 2	37.238	105 Motopark 5	26.766	4	105 Motopark 5	1:31.672	1:31.832	(4)	
5	105 Motopark 5	27.692	103 Motopark 3	37.278	102 Motopark 2	26.823	5	92 Porteiro 1	1:31.691	1:31.954	(5)	
6	104 Motopark 4	27.715	87 Rodin 2	37.397	101 Motopark 1	26.824	6	86 Rodin 1	1:31.907	1:32.174	(7)	
7	101 Motopark 1	27.870	101 Motopark 1	37.457	86 Rodin 1	27.101	7	103 Motopark 3	1:31.985	1:32.037	(6)	
8	103 Motopark 3	27.952	92 Porteiro 1	37.749	87 Rodin 2	27.253	8	102 Motopark 2	1:32.053	1:32.874	(9)	
9	102 Motopark 2	27.992	86 Rodin 1	37.934	92 Porteiro 1	27.263	9	101 Motopark 1	1:32.151	1:32.219	(8)	
10	93 Elite GB3 1	28.593	93 Elite GB3 1	38.814	93 Elite GB3 1	28.053	10	93 Elite GB3 1	1:35.460	1:35.460	(10)	
11	94 Elite GB3 2	28.775	94 Elite GB3 2	39.779	94 Elite GB3 2	28.681	11	94 Elite GB3 2	1:37.235	1:37.392	(11)	
12	106 Motopark 6	29.530	106 Motopark 6	40.543	106 Motopark 6	29.388	12	106 Motopark 6	1:39.461	1:42.381	(12)	


MOTOPARK TEST
CIRCUIT DE BARCELONA CATALUNYA -16-20 DECEMBER
Day 1 - Session 1 - Group 2
Sector Analysis

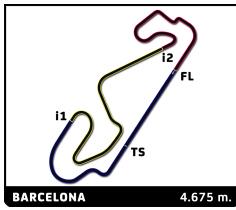
_ Invalidated Lap

■ Personal Best

■ Session Best

B Crossing the pit lane

Lap	Time	Sector 1	Sector 2	Sector 3	T.Spd	Elapsed	Lap	Time	Sector 1	Sector 2	Sector 3	T.Spd	Elapsed
86	Rodin 1						92	Porteiro 1					
	Rodin F3							Porteiro F3					
1	5:35.750B	3:56.171	55.570	44.009	128.5	5:35.750	1	5:31.452	4:01.536	52.541	37.375	125.8	5:31.452
2	5:28.779	4:04.165	49.813	34.801	161.3	11:04.529	2	1:54.133	35.577	46.086	32.470	200.6	7:25.585
3	1:52.069	34.357	45.226	32.486	230.8	12:56.598	3	1:49.584	33.556	44.682	31.346	230.8	9:15.169
4	1:41.916	32.007	41.037	28.872	240.0	14:38.514	4	1:33.608	27.850	38.242	27.516	275.9	10:48.777
5	1:34.525	28.208	38.391	27.926	280.2	16:13.039	5	2:14.599	40.042	1:00.937	33.620	199.5	13:03.376
6	1:49.982	33.400	45.921	30.661	254.6	18:03.021	6	1:31.954	26.679	37.992	27.283	278.1	14:35.330
7	1:50.562B	27.227	42.300	41.035	278.8	19:53.583	7	2:11.291	40.699	54.614	35.978	200.2	16:46.621
8	12:30.641	...	51.937	36.919	132.7	32:24.224	8	1:32.433	27.380	37.749	27.304	277.3	18:19.054
9	1:50.669	34.735	44.913	31.021	138.3	34:14.893	9	2:11.743B	36.938	53.026	41.779	229.4	20:30.797
10	1:39.230	31.434	39.782	28.014	180.9	35:54.123	10	15:12.342	...	52.731	36.700	134.1	35:43.139
11	1:32.174	27.139	37.934	27.101	276.6	37:26.297	11	1:54.833	35.016	47.309	32.508	196.2	37:37.972
12	1:56.969B	26.872	43.432	46.665	275.9	39:23.266	12	1:53.187	32.089	44.164	36.934	224.6	39:31.159
87	Rodin 2						93	Elite GB3 1					
	Rodin F3							Elite GB3					
1	5:32.921	3:55.250	58.178	39.493	125.4	5:32.921	1	2:24.484	56.577	51.831	36.076	124.5	2:24.484
2	1:55.783	35.466	46.789	33.528	180.0	7:28.704	2	1:52.521	34.480	46.060	31.981	197.0	4:17.005
3	1:51.905	32.581	44.871	34.453	243.2	9:20.609	3	1:44.370	31.914	42.719	29.737	207.5	6:01.375
4	1:33.448	27.701	38.173	27.574	276.6	10:54.057	4	1:38.707	29.337	40.410	28.960	242.1	7:40.082
5	2:06.029	36.635	54.949	34.445	241.6	13:00.086	5	1:52.384	34.494	46.000	31.890	181.8	9:32.466
6	1:32.761	27.331	37.872	27.558	276.6	14:32.847	6	1:37.869	29.233	39.859	28.777	243.8	11:10.335
7	2:06.344	36.909	57.017	32.418	243.8	16:39.191	7	2:01.503B	33.790	46.838	40.875	194.8	13:11.838
8	1:31.969	27.169	37.473	27.327	275.2	18:11.160	8	4:31.088	3:20.337	41.420	29.331	174.5	17:42.926
9	2:11.854B	35.438	52.325	44.091	232.3	20:23.014	9	1:51.264B	29.079	42.536	39.649	241.1	19:34.190
10	15:18.657	...	53.100	36.841	131.6	35:41.671	10	12:08.117	...	42.638	29.097	173.4	31:42.307
11	1:53.653	35.279	45.855	32.519	216.1	37:35.324	11	1:36.980	29.075	39.461	28.444	240.5	33:19.287
12	1:50.357	31.689	43.670	34.998	237.4	39:25.681	12	1:36.443	28.773	39.243	28.427	242.7	34:55.730
13	1:32.387	27.153	37.760	27.474	275.2	40:58.068	13	1:35.987	28.601	39.025	28.361	246.0	36:31.717
14	1:58.322	35.780	51.383	31.159	206.7	42:56.390	14	1:48.253	33.168	45.316	29.769	203.2	38:19.970
15	1:31.746	26.945	37.548	27.253	273.9	44:28.136	15	1:36.555	28.744	39.330	28.481	244.9	39:56.525
16	2:00.411	37.476	50.428	32.507	243.8	46:28.547	16	1:46.216B	30.516	40.674	35.026	238.4	41:42.741
17	1:31.602	26.919	37.397	27.286	273.9	48:00.149	17	6:30.436	5:07.898	48.417	34.121	132.9	48:13.177
18	2:01.530	36.704	55.561	29.265	217.4	50:01.679	18	1:50.689	34.838	44.501	31.350	190.7	50:03.866
19	1:32.151	27.167	37.586	27.398	274.5	51:33.830	19	1:45.476	33.796	42.561	29.119	182.1	51:49.342
20	2:00.910B	32.947	49.078	38.885	247.7	53:34.740	20	1:36.067	28.753	39.087	28.227	241.1	53:25.409
							21	1:35.460	28.593	38.814	28.053	241.1	55:00.869
91	Jenzer 1						94	Elite GB3 2					
	Jenzer F3							Elite GB3					
1	5:28.099	4:06.997	46.442	34.660	168.6	5:28.099	1	2:42.574	1:11.899	54.895	35.780	151.8	2:42.574
2	1:47.281	32.736	44.334	30.211	205.9	7:15.380	2	1:56.057	35.874	48.104	32.079	167.8	4:38.631
3	1:29.989	26.678	36.659	26.652	274.5	8:45.369	3	1:48.109	32.771	43.324	32.014	191.4	6:26.740
4	2:02.026B	33.398	49.273	39.355	249.9	10:47.395	4	1:39.122	29.889	40.369	28.864	223.2	8:05.862
5	8:44.053B	7:08.497	47.190	48.366	161.8	19:31.448	5	1:38.494	28.993	40.460	29.041	242.7	9:44.356
6	12:15.474	...	41.850	29.920	188.4	31:46.922	6	1:37.611	28.775	40.032	28.804	244.9	11:21.967
7	1:39.199	29.384	41.105	28.710	260.1	33:26.121	7	1:39.113	29.726	40.101	29.286	244.3	13:01.080
8	1:29.963	26.437	36.673	26.853	277.3	34:56.084							
9	1:54.084	33.644	51.057	29.383	273.2	36:50.168							
10	1:30.129	26.457	36.799	26.873	275.9	38:20.297							
11	1:48.885	32.429	44.771	31.685	265.2	40:09.182							
12	1:30.486	26.497	36.798	27.191	276.6	41:39.668							
13	1:53.911	34.058	47.903	31.950	258.9	43:33.579							
14	1:29.963	26.396	36.699	26.868	274.5	45:03.542							
15	1:42.877B	27.291	37.341	38.245	260.1	46:46.419							



MOTOPARK TEST

CIRCUIT DE BARCELONA CATALUNYA -16-20 DECEMBER

Day 1 - Session 1 - Group 2

Sector Analysis

— Invalidated Lap ■ Personal Best ■ Session Best B Crossing the pit lane

Lap	Time	Sector 1	Sector 2	Sector 3	T.Spd	Elapsed	Lap	Time	Sector 1	Sector 2	Sector 3	T.Spd	Elapsed
8	1:38.142	29.083	40.067	28.992	243.8	14:39.222	15	6:35.747	5:24.210	42.395	29.142	141.2	47:39.279
9	1:37.392	28.865	39.846	28.681	246.0	16:16.614	16	1:35.459	29.524	38.661	27.274	223.2	49:14.738
10	1:37.394	28.795	39.779	28.820	243.8	17:54.008	17	1:32.978	28.619	37.536	26.823	227.9	50:47.716
11	1:58.767B	32.692	43.849	42.226	175.1	19:52.775	18	1:40.652B	28.158	37.238	35.256	228.4	52:28.368
12	12:00.286	...	45.984	30.721	176.2	31:53.061							
13	1:41.790	30.032	41.288	30.470	240.5	33:34.851							
14	1:38.257	29.503	40.019	28.735	243.8	35:13.108							
15	1:41.540	29.423	40.261	31.856	242.1	36:54.648							
16	1:37.910	29.165	40.012	28.733	241.6	38:32.558							
17	1:38.245	29.191	40.161	28.893	241.1	40:10.803							
18	1:37.868	28.962	39.923	28.983	243.8	41:48.671							
19	1:46.899	34.776	42.811	29.312	172.6	43:35.570							
20	1:38.528	29.395	40.214	28.919	242.7	45:14.098							
21	1:38.292	29.265	40.062	28.965	240.0	46:52.390							
22	1:38.546	29.342	40.276	28.928	241.6	48:30.936							
23	1:45.000B	29.224	40.006	35.770	241.1	50:15.936							

101 Motopark 1

Motopark EFO

1	2:21.893B	48.140	45.821	47.932	136.6	2:21.893
2	5:55.227	4:44.013	41.712	29.502	171.8	8:17.120
3	1:37.997	29.783	39.908	28.306	219.6	9:55.117
4	1:34.110	28.460	38.150	27.500	236.3	11:29.227
5	1:35.113	28.304	38.177	28.632	237.4	13:04.340
6	1:42.222	28.050	38.088	36.084	241.6	14:46.562
7	1:33.776	28.188	38.136	27.452	237.9	16:20.338
8	1:49.049B	28.302	39.509	41.238	237.9	18:09.387
9	13:47.173	...	42.703	29.823	170.7	31:56.560
10	1:37.264	29.730	38.749	28.785	229.4	33:33.824
11	1:33.933	28.776	38.196	26.961	240.5	35:07.757
12	1:32.322	27.873	37.500	26.949	240.5	36:40.079
13	1:34.558	27.992	38.098	28.468	238.9	38:14.637
14	1:36.225	28.326	38.860	29.039	236.3	39:50.862
15	1:44.699B	28.186	40.235	36.278	237.4	41:35.561
16	6:08.282	4:53.107	44.712	30.463	146.3	47:43.843
17	1:36.638	29.608	39.644	27.386	233.3	49:20.481
18	1:32.490	27.973	37.657	26.860	237.4	50:52.971
19	1:32.219	27.938	37.457	26.824	238.9	52:25.190
20	1:32.266	27.870	37.493	26.903	238.4	53:57.456
21	1:54.022B	28.102	43.932	41.988	237.4	55:51.478

102 Motopark 2

Motopark EFO

1	2:18.754B	47.681	45.529	45.544	129.7	2:18.754
2	4:23.119	3:11.145	42.338	29.636	173.4	6:41.873
3	1:38.430	30.872	39.310	28.248	214.4	8:20.303
4	1:50.745B	32.820	38.675	39.250	197.3	10:11.048
5	3:02.437	1:56.601	38.569	27.267	182.4	13:13.485
6	1:33.377	28.306	37.844	27.227	238.9	14:46.862
7	1:43.127B	28.517	37.770	36.840	226.0	16:29.989
8	15:02.008	...	39.490	27.508	168.8	31:31.997
9	1:33.960	28.922	37.944	27.094	224.2	33:05.957
10	1:33.279	28.281	37.560	27.438	237.9	34:39.236
11	1:33.168	28.226	37.834	27.108	237.4	36:12.404
12	1:32.874	28.110	37.642	27.122	236.9	37:45.278
13	1:32.971	27.992	37.712	27.267	237.9	39:18.249
14	1:45.283B	28.071	37.714	39.498	236.3	41:03.532

103 Motopark 3

Motopark EFO

1	2:17.396B	46.502	46.187	44.707	138.3	2:17.396
2	5:48.033	4:35.902	42.521	29.610	156.4	8:05.429
3	1:39.692	32.164	39.665	27.863	212.3	9:45.121
4	1:34.863	28.931	38.777	27.155	235.3	11:19.984
5	1:34.021	28.197	37.963	27.861	238.4	12:54.005
6	1:33.424	28.184	37.903	27.337	238.9	14:27.429
7	1:33.160	28.103	37.958	27.099	238.9	16:00.589
8	1:43.888B	28.046	38.036	37.806	240.0	17:44.477
9	14:47.378	...	44.174	29.749	153.6	32:31.855
10	1:37.039	30.075	39.732	27.232	216.6	34:08.894
11	1:34.658	28.657	37.793	28.208	230.3	35:43.552
12	1:32.979	28.884	37.340	26.755	237.9	37:16.531
13	1:32.037	27.989	37.278	26.770	235.8	38:48.568
14	1:32.357	28.037	37.496	26.824	235.8	40:20.925
15	1:45.562B	28.148	37.891	39.523	236.3	42:06.487
16	5:23.383	4:10.640	43.779	28.964	144.6	47:29.870
17	1:37.975	30.643	39.873	27.459	209.9	49:07.845
18	1:32.705	28.124	37.564	27.017	235.8	50:40.550
19	1:32.640	27.952	37.708	26.980	237.4	52:13.190
20	1:48.465B	28.053	37.642	42.770	236.9	54:01.655

104 Motopark 4

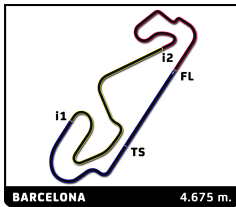
Motopark EFO

1	2:20.307B	49.205	44.498	46.604	154.9	2:20.307
2	4:08.500	2:57.907	41.917	28.676	154.0	6:28.807
3	1:37.728	29.814	39.855	28.059	221.9	8:06.535
4	1:36.420	28.804	38.901	28.715	232.8	9:42.955
5	1:32.646	28.058	37.622	26.966	239.5	11:15.601
6	1:32.386	27.895	37.518	26.973	240.5	12:47.987
7	1:32.345	27.965	37.516	26.864	236.9	14:20.332
8	1:32.540	28.011	37.471	27.058	237.4	15:52.872
9	1:39.072B	28.002	37.509	33.561	237.9	17:31.944
10	14:22.296	...	42.062	29.224	171.5	31:54.240
11	1:37.194	29.774	40.074	27.346	225.1	33:31.434
12	1:34.064	28.722	38.500	26.842	227.4	35:05.498
13	1:31.866	27.930	37.249	26.687	238.4	36:37.364
14	1:32.242	28.151	37.459	26.632	240.5	38:09.606
15	1:31.616	27.890	37.093	26.633	236.3	39:41.222
16	1:40.758B	28.149	38.702	33.907	236.9	41:21.980
17	5:08.680	3:56.511	42.907	29.262	152.3	46:30.660
18	1:38.632	29.600	40.695	28.337	226.0	48:09.292
19	1:34.158	29.059	38.209	26.890	227.9	49:43.450
20	1:31.502	27.715	37.238	26.549	237.9	51:14.952
21	1:32.069	27.775	37.550	26.744	237.4	52:47.021
22	1:31.779	27.801	37.152	26.826	236.9	54:18.800
23	1:44.205B	33.222	38.917	32.066	191.7	56:03.005

105 Motopark 5

Motopark EFO

1	2:04.608B	42.765	43.718	38.125	163.0	2:04.608
---	-----------	--------	--------	--------	-------	----------



MOTOPARK TEST

CIRCUIT DE BARCELONA CATALUNYA -16-20 DECEMBER

Day 1 - Session 1 - Group 2

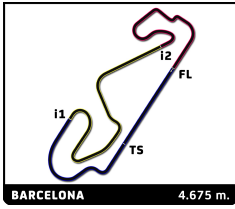
Sector Analysis

		_ Invalidated Lap		■ Personal Best		■ Session Best		B Crossing the pit lane					
Lap	Time	Sector 1	Sector 2	Sector 3	T.Spd	Elapsed	Lap	Time	Sector 1	Sector 2	Sector 3	T.Spd	Elapsed
2	4:25.316	3:15.974	40.778	28.564	173.4	6:29.924							
3	1:36.244	29.362	39.037	27.845	227.0	8:06.168							
4	1:35.064	28.947	38.624	27.493	233.3	9:41.232							
5	1:32.637	28.065	37.655	26.917	238.9	11:13.869							
6	1:37.441	28.126	40.051	29.264	238.9	12:51.310							
7	1:32.682	28.026	37.664	26.992	237.9	14:23.992							
8	1:32.571	27.941	37.581	27.049	240.0	15:56.563							
9	1:37.041 B	27.919	37.822	31.300	240.0	17:33.604							
10	14:32.109	...	43.247	29.129	153.1	32:05.713							
11	1:36.773	29.779	39.321	27.673	222.8	33:42.486							
12	1:36.338	29.242	39.105	27.991	227.4	35:18.824							
13	1:32.264	27.911	37.317	27.036	237.4	36:51.088							
14	1:31.832	27.692	37.260	26.880	240.0	38:22.920							
15	1:40.606 B	27.845	37.700	35.061	238.4	40:03.526							
16	6:29.841	5:18.930	42.588	28.323	165.5	46:33.367							
17	1:34.812	29.055	38.286	27.471	225.1	48:08.179							
18	1:31.839	27.859	37.214	26.766	236.3	49:40.018							
19	1:39.673	28.313	43.123	28.237	236.3	51:19.691							
20	1:38.233 B	27.854	37.392	32.987	236.9	52:57.924							

106 Motopark 6

Motopark EFO

1	7:35.526 B	5:56.526	52.682	46.318	98.3	7:35.526							
2	5:56.495	4:32.544	50.082	33.869	98.8	13:32.021							
3	1:45.318	31.382	42.854	31.082	231.3	15:17.339							
4	1:42.381	30.842	42.151	29.388	234.8	16:59.720							
5	11:49.525 B	29.530	40.543	...	236.9	28:49.245							

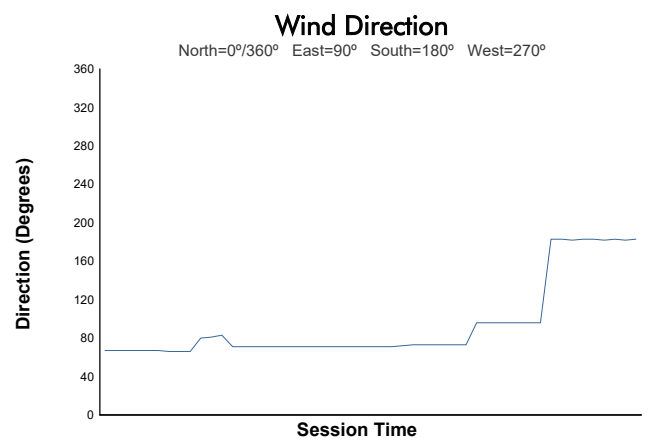
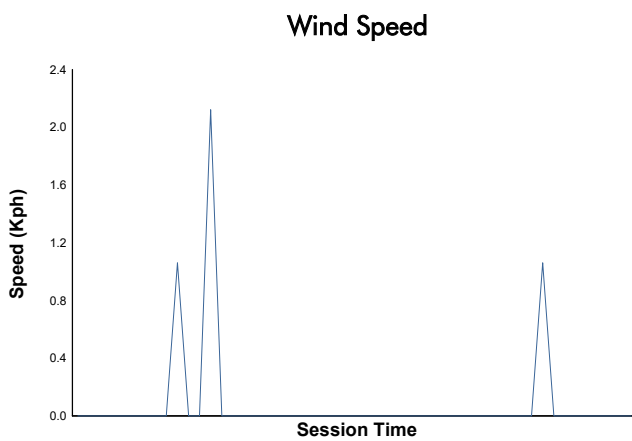
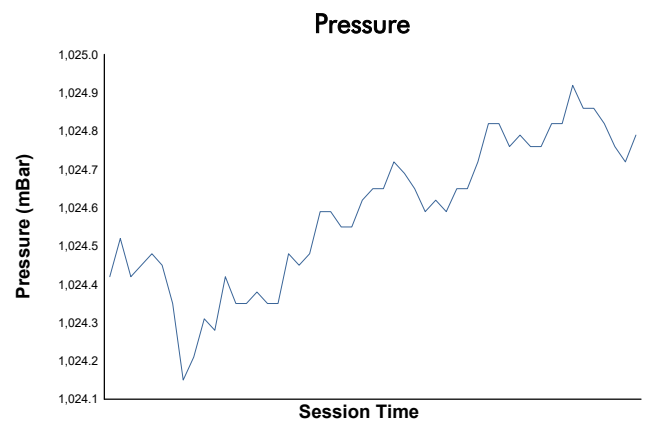
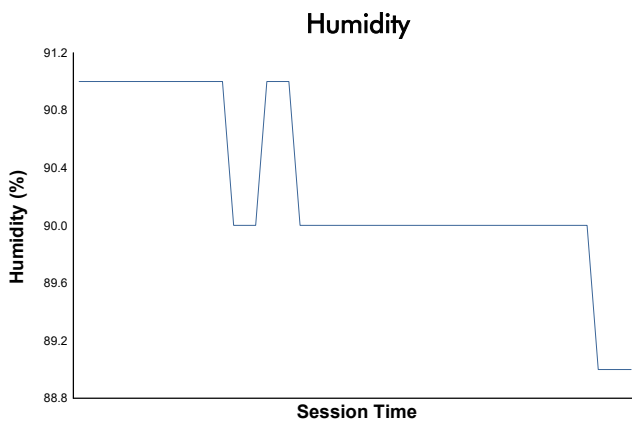
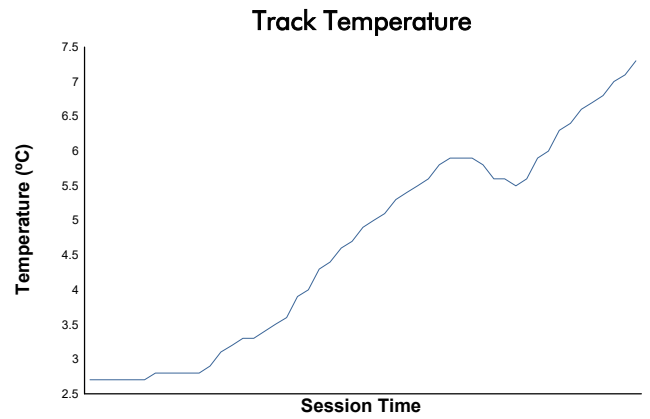
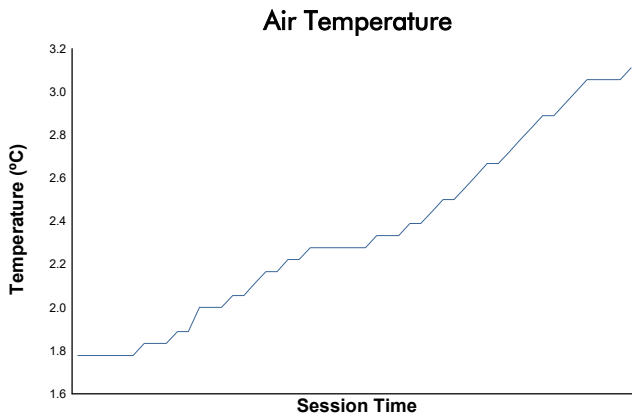


CIRCUIT DE BARCELONA CATALUNYA -16-20 DECEMBI

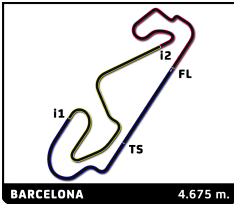
MOTOPARK TEST

Day 1 - Session 1 - Group 2

Weather Report



Track Status: **DRY**



MOTOPARK TEST

CIRCUIT DE BARCELONA CATALUNYA - 16-20 DECEMBER

Day 1 - Session 2 - Group 2

Classification

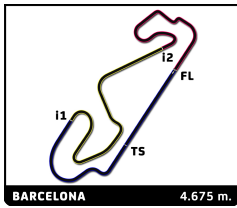
No	Driver	Nat	Team	Car	Cl.	Time	Lap	Total	Gap	Kph
1	91 Jenzer 1		Jenzer F3		F3	1:28.014	14	17	-	- 191.2
2	102 Motopark 2		Motopark EFO		EFO	1:31.161	17	19	+3.147	+3.147 184.6
3	105 Motopark 5		Motopark EFO		EFO	1:31.168	19	20	+3.154	+0.007 184.6
4	92 Porteiro 1		Porteiro F3		F3	1:31.174	15	19	+3.160	+0.006 184.6
5	104 Motopark 4		Motopark EFO		EFO	1:31.439	19	20	+3.425	+0.265 184.1
6	87 Rodin 2		Rodin F3		F3	1:31.487	6	17	+3.473	+0.048 184.0
7	86 Rodin 1		Rodin F3		F3	1:31.605	12	17	+3.591	+0.118 183.7
8	103 Motopark 3		Motopark EFO		EFO	1:31.793	15	18	+3.779	+0.188 183.3
9	101 Motopark 1		Motopark EFO		EFO	1:32.208	17	18	+4.194	+0.415 182.5
10	106 Motopark 6		Motopark EFO		EFO	1:34.541	19	20	+6.527	+2.333 178.0
11	93 Elite GB3 1		Elite GB3		GB3	1:35.814	14	18	+7.800	+1.273 175.7
12	94 Elite GB3 2		Elite GB3		GB3	1:35.845	14	17	+7.831	+0.031 175.6

Fastest Lap: Lap 14 | Jenzer 1 | **1:28.014** | 191.2 Kph

Published at:

Track Status: **DRY**

--	--



MOTOPARK TEST

CIRCUIT DE BARCELONA CATALUNYA -16-20 DECEMBER

Day 1 - Session 2 - Group 2

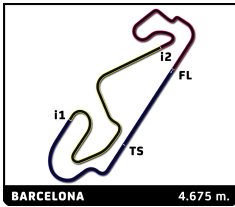
Classification by Class

No	Driver	Nat	Team	Car	Time	Lap Total	Gap	Kph
F3								
1	91 Jenzer 1		Jenzer F3		1:28.014	14 17		191.2
2	92 Porteiro 1		Porteiro F3		1:31.174	15 19	+3.160 +3.160	184.6
3	87 Rodin 2		Rodin F3		1:31.487	6 17	+3.473 +0.313	184.0
4	86 Rodin 1		Rodin F3		1:31.605	12 17	+3.591 +0.118	183.7
EFO								
1	102 Motopark 2		Motopark EFO		1:31.161	17 19		184.6
2	105 Motopark 5		Motopark EFO		1:31.168	19 20	+0.007 +0.007	184.6
3	104 Motopark 4		Motopark EFO		1:31.439	19 20	+0.278 +0.271	184.1
4	103 Motopark 3		Motopark EFO		1:31.793	15 18	+0.632 +0.354	183.3
5	101 Motopark 1		Motopark EFO		1:32.208	17 18	+1.047 +0.415	182.5
6	106 Motopark 6		Motopark EFO		1:34.541	19 20	+3.380 +2.333	178.0
GB3								
1	93 Elite GB3 1		Elite GB3		1:35.814	14 18		175.7
2	94 Elite GB3 2		Elite GB3		1:35.845	14 17	+0.031 +0.031	175.6

Published at:

Track Status: **DRY**

--	--



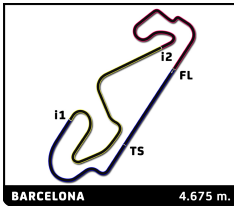
MOTOPARK TEST

CIRCUIT DE BARCELONA CATALUNYA - 16-20 DECEMBER

Day 1 - Session 2 - Group 2

Best Top Speed

No Driver	Team	Class	Top 1		Top 2		Top 3		Top 4		Top 5		Avg	
			Kph	Lap	Kph	Lap	Kph	Lap	Kph	Lap	Kph	Lap		
92	Porteiro 1	Porteiro F3	F3	280.2	13	276.6	19	276.6	15	276.6	14	276.6	5	277.3
91	Jenzer 1	Jenzer F3	F3	278.1	14	276.6	16	276.6	5	275.2	11	274.5	10	276.2
86	Rodin 1	Rodin F3	F3	276.6	15	275.2	11	275.2	3	274.5	14	274.5	12	275.2
87	Rodin 2	Rodin F3	F3	275.9	14	274.5	16	274.5	12	274.5	6	274.5	4	274.8
104	Motopark 4	Motopark EFO	EFO	244.3	18	241.1	13	239.5	5	238.9	14	238.4	19	240.4
102	Motopark 2	Motopark EFO	EFO	242.7	18	238.9	17	238.9	13	238.4	16	238.4	5	239.5
93	Elite GB3 1	Elite GB3	GB3	242.1	15	241.6	14	241.6	12	241.1	13	240.5	18	241.4
94	Elite GB3 2	Elite GB3	GB3	242.1	13	241.6	5	241.6	4	241.1	17	241.1	14	241.5
105	Motopark 5	Motopark EFO	EFO	240.0	19	238.9	18	237.9	20	237.9	6	237.4	5	238.4
103	Motopark 3	Motopark EFO	EFO	239.5	15	239.5	5	238.4	18	237.9	17	237.9	16	238.6
101	Motopark 1	Motopark EFO	EFO	238.4	5	237.9	18	237.9	17	237.9	16	237.9	7	238.0
106	Motopark 6	Motopark EFO	EFO	238.4	17	237.9	18	237.9	8	236.9	19	236.9	16	237.6



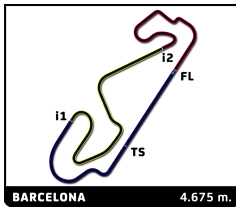
MOTOPARK TEST

CIRCUIT DE BARCELONA CATALUNYA -16-20 DECEMBER

Day 1 - Session 2 - Group 2

Best Sector Times

Sector 1			Sector 2			Sector 3			Ideal Lap	Best Lap	
Pos	No Driver	Time	No Driver	Time	No Driver	Time	Pos	No Driver			
1	91 Jenzer 1	25.925	91 Jenzer 1	35.772	91 Jenzer 1	26.108	1	91 Jenzer 1	1:27.805	1:28.014	(1)
2	87 Rodin 2	26.836	102 Motopark 2	36.943	102 Motopark 2	26.535	2	92 Porteiro 1	1:31.040	1:31.174	(4)
3	92 Porteiro 1	26.870	105 Motopark 5	36.950	105 Motopark 5	26.564	3	102 Motopark 2	1:31.139	1:31.161	(2)
4	86 Rodin 1	26.960	103 Motopark 3	37.030	104 Motopark 4	26.621	4	105 Motopark 5	1:31.163	1:31.168	(3)
5	104 Motopark 4	27.574	92 Porteiro 1	37.146	103 Motopark 3	26.725	5	104 Motopark 4	1:31.387	1:31.439	(5)
6	105 Motopark 5	27.649	104 Motopark 4	37.192	101 Motopark 1	26.880	6	87 Rodin 2	1:31.432	1:31.487	(6)
7	102 Motopark 2	27.661	87 Rodin 2	37.402	92 Porteiro 1	27.024	7	103 Motopark 3	1:31.547	1:31.793	(8)
8	103 Motopark 3	27.792	101 Motopark 1	37.420	86 Rodin 1	27.140	8	86 Rodin 1	1:31.605	1:31.605	(7)
9	101 Motopark 1	27.908	86 Rodin 1	37.505	87 Rodin 2	27.194	9	101 Motopark 1	1:32.208	1:32.208	(9)
10	106 Motopark 6	28.534	106 Motopark 6	38.182	106 Motopark 6	27.591	10	106 Motopark 6	1:34.307	1:34.541	(10)
11	93 Elite GB3 1	28.548	94 Elite GB3 2	39.112	94 Elite GB3 2	28.088	11	93 Elite GB3 1	1:35.767	1:35.814	(11)
12	94 Elite GB3 2	28.644	93 Elite GB3 1	39.115	93 Elite GB3 1	28.104	12	94 Elite GB3 2	1:35.844	1:35.845	(12)



MOTOPARK TEST

CIRCUIT DE BARCELONA CATALUNYA -16-20 DECEMBER

Day 1 - Session 2 - Group 2

Sector Analysis

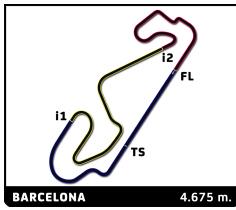
— Invalidated Lap

■ Personal Best

■ Session Best

B Crossing the pit lane

Lap	Time	Sector 1	Sector 2	Sector 3	T.Sp	Elapsed	Lap	Time	Sector 1	Sector 2	Sector 3	T.Sp	Elapsed
86	Rodin 1												
	Rodin F3												
1	4:41.670	3:09.608	55.267	36.795	118.3	4:41.670	15	2:00.523	34.002	52.110	34.411	252.3	49:35.681
2	1:56.701	35.354	48.766	32.581	217.4	6:38.371	16	1:28.089	25.925	35.831	26.333	276.6	51:03.770
3	1:32.216	27.228	37.774	27.214	275.2	8:10.587	17	2:06.502 B	31.535	49.359	45.608	256.4	53:10.272
4	2:12.171	42.762	55.913	33.496	176.2	10:22.758							
5	1:32.440	27.256	37.728	27.456	273.2	11:55.198							
6	2:09.845	43.422	54.664	31.759	150.6	14:05.043							
7	1:32.181	27.152	37.740	27.289	272.5	15:37.224							
8	2:19.340 B	41.008	56.334	41.998	167.5	17:56.564							
9	21:12.017	...	52.861	36.743	128.4	39:08.581							
10	1:47.802	33.829	44.316	29.657	204.7	40:56.383							
11	1:46.558	30.300	44.998	31.260	275.2	42:42.941							
12	1:31.605	26.960	37.505	27.140	274.5	44:14.546							
13	2:08.231	39.443	54.290	34.498	180.0	46:22.777							
14	1:57.742	31.510	50.559	35.673	274.5	48:20.519							
15	1:40.146	27.120	37.662	35.364	276.6	50:00.665							
16	1:53.658	33.658	47.997	32.003	271.8	51:54.323							
17	1:47.676 B	27.368	42.290	38.018	273.9	53:41.999							
87	Rodin 2												
	Rodin F3												
1	4:52.645	3:17.096	54.821	40.728	128.5	4:52.645							
2	1:53.154	35.326	44.415	33.413	209.1	6:45.799							
3	1:54.313	31.717	45.351	37.245	248.8	8:40.112							
4	1:31.922	27.261	37.415	27.246	274.5	10:12.034							
5	1:54.284	35.801	46.763	31.720	257.6	12:06.318							
6	1:31.487	26.846	37.447	27.194	274.5	13:37.805							
7	2:15.798	38.001	59.594	38.203	234.8	15:53.603							
8	1:31.798	26.836	37.558	27.404	273.9	17:25.401							
9	2:15.160 B	37.285	54.158	43.717	209.5	19:40.561							
10	19:20.949	...	52.596	36.201	125.1	39:01.510							
11	1:47.298	33.583	43.444	30.271	188.1	40:48.808							
12	1:31.862	26.951	37.670	27.241	274.5	42:20.670							
13	2:08.597	39.358	56.343	32.896	204.4	44:29.267							
14	1:31.904	26.964	37.530	27.410	275.9	46:01.171							
15	2:09.792	34.668	1:00.911	34.213	240.5	48:10.963							
16	1:31.759	26.900	37.402	27.457	274.5	49:42.722							
17	2:10.819 B	32.650	54.726	43.443	258.9	51:53.541							
93	Elite GB3 1												
	Elite GB3												
1	2:24.341	1:02.545	48.704	33.092	142.1	2:24.341							
2	1:48.199	33.974	43.763	30.462	180.0	4:12.540							
3	1:48.245	33.811	44.400	30.034	183.6	6:00.785							
4	1:37.313	29.217	39.482	28.614	240.0	7:38.098							
5	1:36.679	28.877	39.349	28.453	240.5	9:14.777							
6	1:36.436	28.776	39.240	28.420	240.0	10:51.213							
7	1:36.474	28.725	39.263	28.486	240.0	12:27.687							
8	1:51.484 B	31.217	44.094	36.173	240.0	14:19.171							
9	8:37.701	7:13.356	49.937	34.408	130.4	22:56.872							
10	1:48.089	34.655	43.234	30.200	180.9	24:44.961							
11	1:43.660	32.566	41.963	29.131	184.3	26:28.621							
12	1:41.113	29.840	42.488	28.785	241.6	28:09.734							
13	1:38.143	28.943	39.761	29.439	241.1	29:47.877							
14	1:35.814	28.595	39.115	28.104	241.6	31:23.691							
15	1:35.875	28.548	39.140	28.187	242.1	32:59.566							
16	1:48.870	33.212	45.480	30.178	193.1	34:48.436							
17	1:36.411	28.841	39.201	28.369	240.5	36:24.847							
18	1:43.727 B	28.725	39.635	35.367	240.5	38:08.574							
94	Elite GB3 2												
	Elite GB3												
1	2:34.138	1:08.759	50.955	34.424	152.3	2:34.138							
2	1:48.431	32.771	45.407	30.253	235.8	4:22.569							
3	1:44.200	31.261	43.204	29.735	223.7	6:06.769							
4	1:37.226	29.106	39.526	28.594	241.6	7:43.995							
5	1:38.774	28.961	39.696	30.117	241.6	9:22.769							
6	1:47.109	32.086	43.476	31.547	214.4	11:09.878							
7	1:37.627	29.325	39.666	28.636	240.0	12:47.505							
8	1:43.895 B	29.272	39.838	34.785	240.0	14:31.400							



MOTOPARK TEST

CIRCUIT DE BARCELONA CATALUNYA -16-20 DECEMBER

Day 1 - Session 2 - Group 2

Sector Analysis

— Invalidated Lap ■ Personal Best ■ Session Best B Crossing the pit lane

Lap	Time	Sector 1	Sector 2	Sector 3	T.Spd	Elapsed	Lap	Time	Sector 1	Sector 2	Sector 3	T.Spd	Elapsed
9	12:04.476	...	50.091	34.428	152.3	26:35.876	3	1:34.189	28.878	38.038	27.273	225.1	5:53.151
10	1:50.578	34.448	45.060	31.070	200.2	28:26.454	4	1:33.393	28.232	37.826	27.335	234.8	7:26.544
11	1:44.083	31.725	43.078	29.280	210.7	30:10.537	5	1:49.457 B	27.994	39.348	42.115	239.5	9:16.001
12	1:37.688	29.566	39.651	28.471	220.5	31:48.225	6	10:24.709	9:13.152	42.922	28.635	145.9	19:40.710
13	1:35.992	28.653	39.147	28.192	242.1	33:24.217	7	1:34.664	29.531	37.941	27.192	215.7	21:15.374
14	1:35.845	28.644	39.113	28.088	241.1	35:00.062	8	1:33.313	28.729	37.611	26.973	224.6	22:48.687
15	1:47.299	34.026	43.438	29.835	185.2	36:47.361	9	1:32.571	28.096	37.406	27.069	235.3	24:21.258
16	1:36.323	28.839	39.207	28.277	240.0	38:23.684	10	1:32.963	28.259	37.410	27.294	235.3	25:54.221
17	1:42.715 B	28.808	39.112	34.795	241.1	40:06.399	11	1:47.080 B	28.406	37.527	41.147	229.9	27:41.301

101 Motopark 1

Motopark EFO

1	2:06.872	55.912	41.817	29.143	164.7	2:06.872
2	1:39.259	29.276	40.030	29.953	227.0	3:46.131
3	1:36.510	28.363	38.709	29.438	236.3	5:22.641
4	1:33.432	28.192	37.906	27.334	237.4	6:56.073
5	1:33.665	28.255	37.959	27.451	238.4	8:29.738
6	1:33.370	28.145	37.929	27.296	237.4	10:03.108
7	1:47.563 B	28.127	38.061	41.375	237.9	11:50.671
8	6:52.943	5:42.093	41.573	29.277	129.3	18:43.614
9	1:36.633	29.550	39.141	27.942	221.4	20:20.247
10	1:32.934	28.097	37.680	27.157	234.8	21:53.181
11	1:32.711	28.071	37.598	27.042	235.3	23:25.892
12	1:52.232	28.121	49.025	35.086	236.9	25:18.124
13	1:40.007 B	28.079	37.662	34.266	234.8	26:58.131
14	18:54.666	...	43.966	32.588	145.9	45:52.797
15	1:37.494	30.065	39.625	27.804	227.0	47:30.291
16	1:32.742	28.126	37.586	27.030	237.9	49:03.033
17	1:32.208	27.908	37.420	26.880	237.9	50:35.241
18	2:34.488 B	30.306	59.097	1:05.085	237.9	53:09.729

102 Motopark 2

Motopark EFO

1	2:38.277	1:19.872	47.122	31.283	79.6	2:38.277
2	1:41.877	31.275	40.411	30.191	215.7	4:20.154
3	1:37.242	29.199	39.913	28.130	236.9	5:57.396
4	1:32.493	28.012	37.432	27.049	236.9	7:29.889
5	1:32.410	28.026	37.280	27.104	238.4	9:02.299
6	1:32.668	28.015	37.649	27.004	236.9	10:34.967
7	1:43.632 B	28.064	37.679	37.889	236.9	12:18.599
8	9:37.784	8:24.351	42.914	30.519	106.8	21:56.383
9	1:37.242	29.986	39.563	27.693	220.1	23:33.625
10	1:35.038	28.852	39.315	26.871	227.9	25:08.663
11	1:31.964	27.917	37.371	26.676	236.3	26:40.627
12	1:32.112	27.896	37.199	27.017	237.9	28:12.739
13	1:41.765 B	27.853	37.436	36.476	238.9	29:54.504
14	15:06.498	...	44.353	30.357	131.5	45:01.002
15	1:43.018	30.691	42.443	29.884	218.3	46:44.020
16	1:31.393	27.881	36.977	26.535	238.4	48:15.413
17	1:31.161	27.661	36.943	26.557	238.9	49:46.574
18	1:31.539	27.661	37.228	26.650	242.7	51:18.113
19	2:01.985 B	27.852	48.581	45.552	237.4	53:20.098

103 Motopark 3

Motopark EFO

1	2:40.502	1:30.041	41.795	28.666	145.2	2:40.502
2	1:38.460	30.308	40.070	28.082	218.3	4:18.962

12	14:13.305	...	43.263	29.668	116.8	41:54.606
13	1:37.478	30.527	39.585	27.366	217.4	43:32.084
14	1:35.026	29.157	38.219	27.650	228.4	45:07.110
15	1:31.793	27.854	37.214	26.725	239.5	46:38.903
16	1:33.216	27.792	37.030	28.394	237.9	48:12.119
17	1:33.847	28.165	38.348	27.334	237.9	49:45.966
18	1:47.383 B	27.907	38.734	40.742	238.4	51:33.349

104 Motopark 4

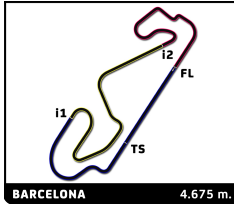
Motopark EFO

1	2:02.581	52.989	41.137	28.455	157.6	2:02.581
2	1:36.987	29.669	39.537	27.781	217.9	3:39.568
3	1:35.429	29.011	39.283	27.135	223.7	5:14.997
4	1:32.750	28.040	37.643	27.067	235.8	6:47.747
5	1:32.768	27.889	37.707	27.172	239.5	8:20.515
6	1:33.081	28.042	37.767	27.272	236.3	9:53.596
7	1:38.109 B	28.092	37.902	32.115	236.9	11:31.705
8	8:14.229	7:01.758	43.082	29.389	157.1	19:45.934
9	1:39.890	30.519	40.897	28.474	217.9	21:25.824
10	1:34.249	29.004	38.284	26.961	221.9	23:00.073
11	1:34.086	28.718	38.455	26.913	237.4	24:34.159
12	1:32.407	27.875	37.598	26.934	236.3	26:06.566
13	1:32.639	27.839	37.566	27.234	241.1	27:39.205
14	1:40.255 B	28.778	38.875	32.602	238.9	29:19.460
15	15:45.556	...	45.064	30.236	134.4	45:05.016
16	1:40.596	30.875	40.721	29.000	221.9	46:45.612
17	1:35.071	29.323	38.854	26.894	221.9	48:20.683
18	1:37.250	27.574	42.241	27.435	244.3	49:57.933
19	1:31.439	27.626	37.192	26.621	238.4	51:29.372
20	2:02.602 B	29.603	53.245	39.754	237.9	53:31.974

105 Motopark 5

Motopark EFO

1	2:04.547	54.641	41.334	28.572	165.0	2:04.547
2	1:38.674	30.494	39.546	28.634	219.6	3:43.221
3	1:35.542	29.192	38.718	27.632	227.0	5:18.763
4	1:33.688	28.843	37.820	27.025	236.9	6:52.451
5	1:32.755	27.951	37.766	27.038	237.4	8:25.206
6	1:32.406	27.963	37.463	26.980	237.9	9:57.612
7	1:39.044 B	27.920	38.461	32.663	237.4	11:36.656
8	11:43.345	...	42.027	28.442	158.7	23:20.001
9	1:37.579	30.108	39.790	27.681	216.1	24:57.580
10	1:35.756	29.494	38.942	27.320	221.0	26:33.336
11	1:31.845	27.841	37.262	26.742	236.9	28:05.181
12	1:37.909	27.927	40.069	29.913	235.8	29:43.090
13	1:31.999	27.942	37.149	26.908	237.4	31:15.089
14	1:36.063 B	28.019	37.301	30.743	235.8	32:51.152
15	12:28.231	...	43.206	28.936	141.7	45:19.383



MOTOPARK TEST

CIRCUIT DE BARCELONA CATALUNYA -16-20 DECEMBER

Day 1 - Session 2 - Group 2

Sector Analysis

— Invalidated Lap

■ Personal Best

■ Session Best

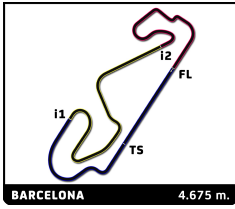
B Crossing the pit lane

Lap	Time	Sector 1	Sector 2	Sector 3	T.Sp	Elapsed	Lap	Time	Sector 1	Sector 2	Sector 3	T.Sp	Elapsed
16	1:35.639	29.342	38.720	27.577	225.6	46:55.022							
17	1:36.099	28.862	40.185	27.052	226.5	48:31.121							
18	1:32.262	27.649	37.372	27.241	238.9	50:03.383							
19	1:31.168	27.654	36.950	26.564	240.0	51:34.551							
20	1:49.122 B	27.807	43.704	37.611	237.9	53:23.673							

106 Motopark 6

Motopark EFO

1	12:36.207	...	49.805	35.423	126.9	12:36.207
2	1:47.048	32.797	42.897	31.354	225.6	14:23.255
3	1:41.029	30.829	40.848	29.352	231.8	16:04.284
4	1:38.596	29.719	40.013	28.864	233.8	17:42.880
5	1:37.839	29.358	39.820	28.661	233.3	19:20.719
6	1:37.590	29.225	39.841	28.524	233.3	20:58.309
7	1:36.873	29.411	39.223	28.239	234.3	22:35.182
8	1:35.961	28.723	39.040	28.198	237.9	24:11.143
9	1:36.064	28.838	38.992	28.234	235.8	25:47.207
10	1:44.256 B	28.748	38.847	36.661	234.8	27:31.463
11	8:47.614	7:24.916	46.854	35.844	141.6	36:19.077
12	1:46.773	31.656	44.700	30.417	227.9	38:05.850
13	1:38.471	29.686	39.800	28.985	232.8	39:44.321
14	1:35.444	29.058	38.532	27.854	234.3	41:19.765
15	1:35.006	28.654	38.636	27.716	235.8	42:54.771
16	1:36.267	28.562	38.182	29.523	236.9	44:31.038
17	1:37.832	28.632	40.202	28.998	238.4	46:08.870
18	1:34.609	28.565	38.453	27.591	237.9	47:43.479
19	1:34.541	28.534	38.353	27.654	236.9	49:18.020
20	2:09.535 B	28.759	47.406	53.370	235.3	51:27.555

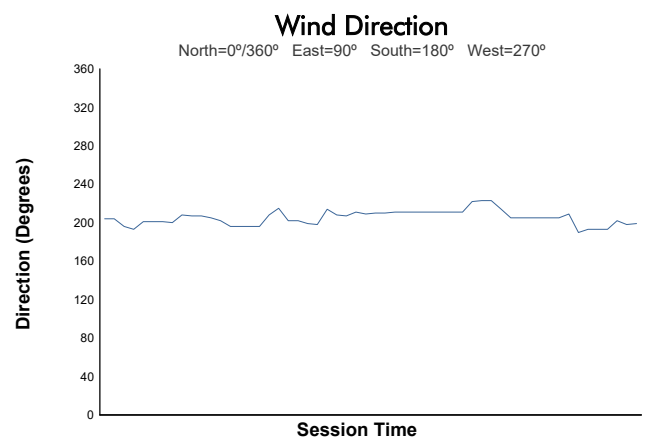
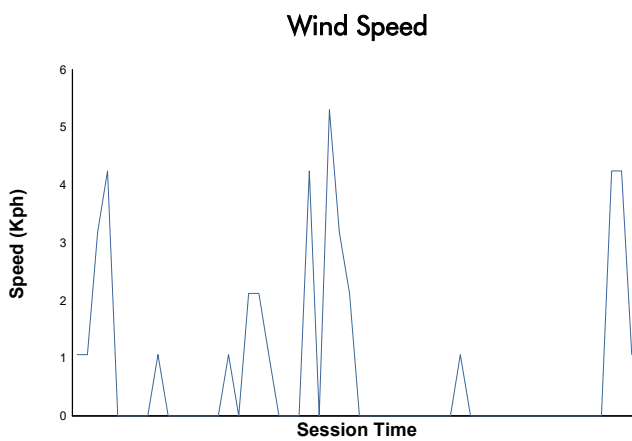
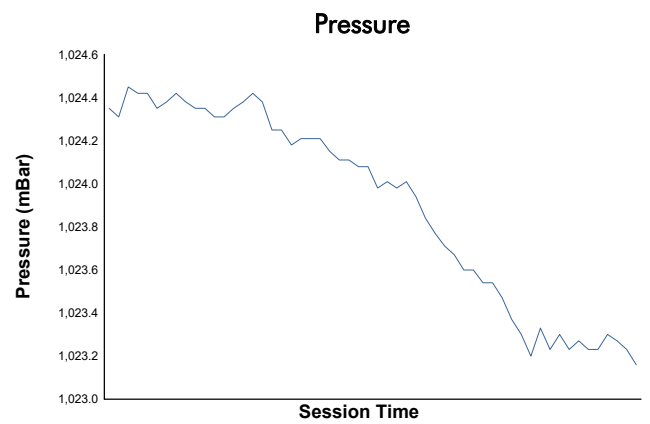
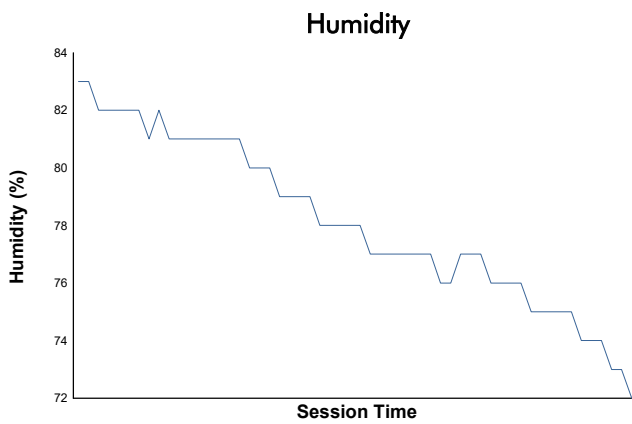
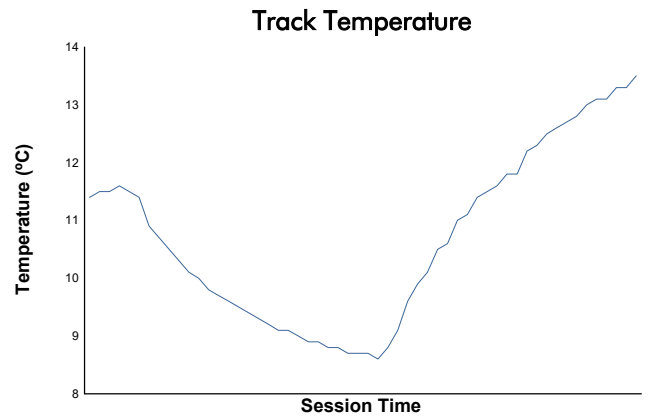
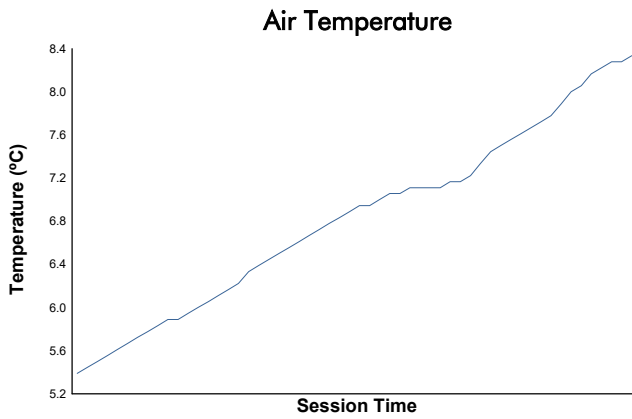


CIRCUIT DE BARCELONA CATALUNYA -16-20 DECEMBI

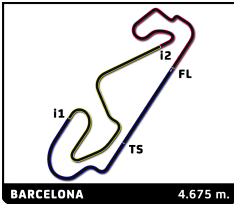
MOTOPARK TEST

Day 1 - Session 2 - Group 2

Weather Report



Track Status: **DRY**



MOTOPARK TEST

CIRCUIT DE BARCELONA CATALUNYA - 16-20 DECEMBER

Day 1 - Session 3 - Group 2

Classification

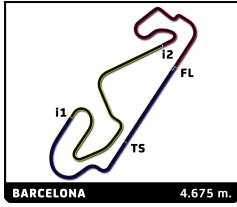
No	Driver	Nat	Team	Car	Cl.	Time	Lap	Total	Gap	Kph
1	91 Jenzer 1		Jenzer F3		F3	1:27.885	11	12	-	- 191.5
2	92 Porteiro 1		Porteiro F3		F3	1:30.610	13	13	+2.725	+2.725 185.7
3	87 Rodin 2		Rodin F3		F3	1:31.387	11	14	+3.502	+0.777 184.2
4	86 Rodin 1		Rodin F3		F3	1:31.872	12	15	+3.987	+0.485 183.2
5	102 Motopark 2		Motopark EFO		EFO	1:32.245	11	12	+4.360	+0.373 182.4
6	106 Motopark 6		Motopark EFO		EFO	1:35.382	12	14	+7.497	+3.137 176.4
7	93 Elite GB3 1		Elite GB3		GB3	1:35.699	13	16	+7.814	+0.317 175.9
8	94 Elite GB3 2		Elite GB3		GB3	1:36.378	9	12	+8.493	+0.679 174.6
9	103 Motopark 3		Motopark EFO		EFO	1:36.993	9	12	+9.108	+0.615 173.5
10	104 Motopark 4		Motopark EFO		EFO	1:37.096	2	12	+9.211	+0.103 173.3
11	101 Motopark 1		Motopark EFO		EFO			9		
12	105 Motopark 5		Motopark EFO		EFO			10		

Fastest Lap: Lap 11 | Jenzer 1 | **1:27.885** | 191.5 Kph

Published at:

Track Status: **DRY**

--	--

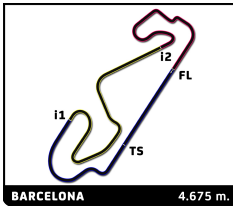

MOTOPARK TEST
CIRCUIT DE BARCELONA CATALUNYA -16-20 DECEMBER
Day 1 - Session 3 - Group 2
Classification by Class

No Driver	Nat	Team	Car	Time	Lap Total	Gap	Kph
F3							
1 91 Jenzer 1		Jenzer F3		1:27.885	11 12		191.5
2 92 Porteiro 1		Porteiro F3		1:30.610	13 13	+2.725 +2.725	185.7
3 87 Rodin 2		Rodin F3		1:31.387	11 14	+3.502 +0.777	184.2
4 86 Rodin 1		Rodin F3		1:31.872	12 15	+3.987 +0.485	183.2
EFO							
1 102 Motopark 2		Motopark EFO		1:32.245	11 12		182.4
2 106 Motopark 6		Motopark EFO		1:35.382	12 14	+3.137 +3.137	176.4
3 103 Motopark 3		Motopark EFO		1:36.993	9 12	+4.748 +1.611	173.5
4 104 Motopark 4		Motopark EFO		1:37.096	2 12	+4.851 +0.103	173.3
5 101 Motopark 1		Motopark EFO			9		
6 105 Motopark 5		Motopark EFO			10		
GB3							
1 93 Elite GB3 1		Elite GB3		1:35.699	13 16		175.9
2 94 Elite GB3 2		Elite GB3		1:36.378	9 12	+0.679 +0.679	174.6

Published at:

 Track Status: **DRY**

--	--



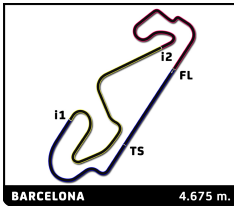
MOTOPARK TEST

CIRCUIT DE BARCELONA CATALUNYA - 16-20 DECEMBER

Day 1 - Session 3 - Group 2

Best Top Speed

No	Driver	Team	Class	Top 1		Top 2		Top 3		Top 4		Top 5		Avg
				Kph	Lap	Kph	Lap	Kph	Lap	Kph	Lap	Kph	Lap	
86	Rodin 1	Rodin F3	F3	274.5	12	272.5	14	272.5	7	272.5	5	272.5	3	272.9
87	Rodin 2	Rodin F3	F3	274.5	5	273.9	11	271.8	13	271.8	3	270.4	7	272.5
92	Porteiro 1	Porteiro F3	F3	274.5	13	273.2	8	272.5	7	272.5	5	272.5	3	273.0
91	Jenzer 1	Jenzer F3	F3	273.2	11	273.2	7	272.5	3	259.5	4	253.4	8	266.4
93	Elite GB3 1	Elite GB3	GB3	239.5	14	239.5	8	238.9	16	238.9	13	238.9	12	239.1
94	Elite GB3 2	Elite GB3	GB3	239.5	9	238.9	10	238.9	6	237.9	5	237.4	12	238.5
104	Motopark 4	Motopark EFO	EFO	238.4	5	234.8	9	232.8	11	223.7	3	219.2	2	229.8
102	Motopark 2	Motopark EFO	EFO	236.9	10	233.8	11	233.3	12	233.3	9	214.9	2	230.4
103	Motopark 3	Motopark EFO	EFO	234.8	4	233.8	12	233.3	10	231.3	6	217.4	9	230.1
106	Motopark 6	Motopark EFO	EFO	234.3	14	233.8	11	233.3	13	232.8	12	232.8	5	233.4
105	Motopark 5	Motopark EFO	EFO	233.8	8	233.3	10	221.0	4	219.2	2	171.5	9	215.8
101	Motopark 1	Motopark EFO	EFO	231.3	6	230.8	4	230.3	8	215.3	2	179.7	7	217.5



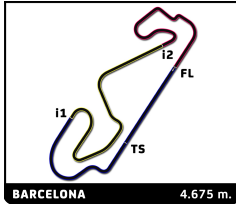
MOTOPARK TEST

CIRCUIT DE BARCELONA CATALUNYA -16-20 DECEMBER

Day 1 - Session 3 - Group 2

Best Sector Times

Sector 1			Sector 2			Sector 3			Ideal Lap	Best Lap	
Pos	No Driver	Time	No Driver	Time	No Driver	Time	Pos	No Driver			
1	91 Jenzer 1	26.074	91 Jenzer 1	35.715	91 Jenzer 1	26.064	1	91 Jenzer 1	1:27.853	1:27.885	(1)
2	92 Porteiro 1	26.666	92 Porteiro 1	36.977	102 Motopark 2	26.908	2	92 Porteiro 1	1:30.610	1:30.610	(2)
3	87 Rodin 2	26.750	87 Rodin 2	37.236	92 Porteiro 1	26.967	3	87 Rodin 2	1:31.378	1:31.387	(3)
4	86 Rodin 1	27.032	102 Motopark 2	37.302	105 Motopark 5	27.221	4	86 Rodin 1	1:31.872	1:31.872	(4)
5	102 Motopark 2	27.988	86 Rodin 1	37.533	86 Rodin 1	27.307	5	102 Motopark 2	1:32.198	1:32.245	(5)
6	104 Motopark 4	28.226	105 Motopark 5	37.831	103 Motopark 3	27.368	6	105 Motopark 5	1:33.302		
7	105 Motopark 5	28.250	104 Motopark 4	38.103	87 Rodin 2	27.392	7	103 Motopark 3	1:33.941	1:36.993	(9)
8	103 Motopark 3	28.379	103 Motopark 3	38.194	104 Motopark 4	27.633	8	104 Motopark 4	1:33.962	1:37.096	(10)
9	93 Elite GB3 1	28.504	106 Motopark 6	38.621	106 Motopark 6	27.845	9	106 Motopark 6	1:35.290	1:35.382	(6)
10	94 Elite GB3 2	28.788	101 Motopark 1	38.903	94 Elite GB3 2	28.084	10	93 Elite GB3 1	1:35.616	1:35.699	(7)
11	106 Motopark 6	28.824	93 Elite GB3 1	39.026	93 Elite GB3 1	28.086	11	94 Elite GB3 2	1:36.223	1:36.378	(8)
12	101 Motopark 1	29.552	94 Elite GB3 2	39.351	101 Motopark 1	29.356	12	101 Motopark 1	1:37.811		


MOTOPARK TEST
CIRCUIT DE BARCELONA CATALUNYA -16-20 DECEMBER
Day 1 - Session 3 - Group 2
Sector Analysis

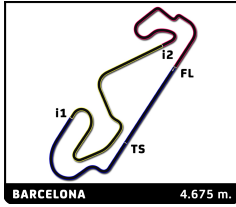
_ Invalidated Lap

■ Personal Best

■ Session Best

B Crossing the pit lane

Lap	Time	Sector 1	Sector 2	Sector 3	T.Spd	Elapsed	Lap	Time	Sector 1	Sector 2	Sector 3	T.Spd	Elapsed
86	Rodin 1												
	Rodin F3												
1	8:39.983	7:09.745	53.123	37.115	122.2	8:39.983	5	1:32.645	27.151	37.782	27.712	272.5	15:45.831
2	1:57.230	34.022	45.326	37.882	218.8	10:37.213	6	2:04.779	34.012	53.589	37.178	271.8	17:50.610
3	1:34.118	27.437	39.015	27.666	272.5	12:11.331	7	1:32.413	27.212	37.640	27.561	272.5	19:23.023
4	2:14.192	40.992	57.761	35.439	198.8	14:25.523	8	1:40.899B	29.600	37.991	33.308	273.2	21:03.922
5	1:33.461	27.405	38.380	27.676	272.5	15:58.984	9	9:38.226	8:21.777	44.558	31.891	187.1	30:42.148
6	2:15.991	36.708	1:01.443	37.840	237.4	18:14.975	10	1:42.521B	27.536	37.796	37.189	271.8	32:24.669
7	1:33.280	27.407	38.111	27.762	272.5	19:48.255	11	4:32.859	3:11.684	47.221	33.954	136.2	36:57.528
8	2:13.060B	34.532	49.333	49.195	242.7	22:01.315	12	1:42.577	34.054	40.517	28.006	206.7	38:40.105
9	6:59.890	5:30.314	52.601	36.975	121.1	29:01.205	13	1:30.610	26.666	36.977	26.967	274.5	40:10.715
10	1:51.759	34.095	46.668	30.996	220.1	30:52.964							
11	1:48.469	32.978	44.802	30.689	210.3	32:41.433							
12	1:31.872	27.032	37.533	27.307	274.5	34:13.305							
13	2:17.504	38.491	58.925	40.088	218.8	36:30.809							
14	1:32.342	27.229	37.784	27.329	272.5	38:03.151							
15	2:13.603B	35.496	56.397	41.710	249.9	40:16.754							
87	Rodin 2												
	Rodin F3												
1	8:38.229	7:08.829	53.107	36.293	141.0	8:38.229	1	8:21.137	7:00.168	47.485	33.484	140.3	8:21.137
2	1:54.314	33.700	45.623	34.991	186.8	10:32.543	2	1:46.547	33.404	42.930	30.213	210.7	10:07.684
3	1:32.991	27.398	38.124	27.469	271.8	12:05.534	3	1:40.942	29.405	41.969	29.568	236.9	11:48.626
4	2:09.593	38.832	55.187	35.574	207.9	14:15.127	4	1:37.790	29.078	39.827	28.885	238.4	13:26.416
5	1:58.003	27.151	49.958	40.894	274.5	16:13.130	5	1:37.568	29.026	39.873	28.669	238.4	15:03.984
6	1:56.907	35.374	48.626	32.907	227.0	18:10.037	6	1:37.273	28.851	39.764	28.658	238.9	16:41.257
7	1:44.087B	27.135	39.148	37.804	270.4	19:54.124	7	1:37.603	28.902	39.798	28.903	238.9	18:18.860
8	9:04.661	7:31.290	53.523	39.848	123.1	28:58.785	8	1:45.578B	29.185	40.907	35.486	239.5	20:04.438
9	1:58.963	34.483	47.572	36.908	195.9	30:57.748	9	6:33.499	5:09.653	50.643	33.203	125.8	26:37.937
10	1:49.491	33.523	43.249	32.719	245.4	32:47.239	10	1:43.909	32.115	42.475	29.319	183.3	28:21.846
11	1:31.387	26.750	37.236	27.401	273.9	34:18.626	11	1:41.515	31.356	41.580	28.579	212.8	30:03.361
12	2:07.056	35.819	52.828	38.409	235.8	36:25.682	12	1:36.197	28.725	39.259	28.213	238.9	31:39.558
13	1:32.273	27.243	37.638	27.392	271.8	37:57.955	13	1:35.699	28.587	39.026	28.086	238.9	33:15.257
14	2:13.165B	36.959	53.474	42.732	235.8	40:11.120	14	1:35.760	28.504	39.170	28.086	239.5	34:51.017
							15	1:45.870	32.662	43.163	30.045	205.9	36:36.887
							16	1:45.143B	28.844	39.343	36.956	238.9	38:22.030
94	Elite GB3 2												
	Elite GB3												
1	8:30.181	7:08.543	48.828	32.810	139.4	8:30.181	1	8:30.181	7:08.543	48.828	32.810	139.4	8:30.181
2	1:47.206	33.596	44.371	29.239	194.1	10:17.387	2	1:47.206	33.596	44.371	29.239	194.1	10:17.387
3	1:39.976	29.380	41.463	29.133	237.4	11:57.363	3	1:39.976	29.380	41.463	29.133	237.4	11:57.363
4	1:38.103	29.334	40.011	28.758	237.4	13:35.466	4	1:38.103	29.334	40.011	28.758	237.4	13:35.466
5	1:37.819	29.136	39.954	28.729	237.9	15:13.285	5	1:37.819	29.136	39.954	28.729	237.9	15:13.285
6	1:51.260B	29.146	41.218	40.896	238.9	17:04.545	6	1:51.260B	29.146	41.218	40.896	238.9	17:04.545
7	9:11.759	7:49.419	48.746	33.594	149.5	26:16.304	7	9:11.759	7:49.419	48.746	33.594	149.5	26:16.304
8	1:45.266	32.880	43.372	29.014	198.0	28:01.570	8	1:45.266	32.880	43.372	29.014	198.0	28:01.570
9	1:36.378	28.919	39.375	28.084	239.5	29:37.948	9	1:36.378	28.919	39.375	28.084	239.5	29:37.948
10	1:36.613	28.788	39.351	28.474	238.9	31:14.561	10	1:36.613	28.788	39.351	28.474	238.9	31:14.561
11	1:50.353	36.747	43.945	29.661	145.5	33:04.914	11	1:50.353	36.747	43.945	29.661	145.5	33:04.914
12	1:50.458B	29.189	39.868	41.401	237.4	34:55.372	12	1:50.458B	29.189	39.868	41.401	237.4	34:55.372
101	Motopark 1												
	Motopark EFO												
1	8:14.166	7:00.645	43.596	29.925	159.6	8:14.166	1	8:14.166	7:00.645	43.596	29.925	159.6	8:14.166
2	1:49.895B	30.575	38.903	40.417	215.3	10:04.061	2	1:49.895B	30.575	38.903	40.417	215.3	10:04.061
3	2:17.333	1:03.871	40.449	33.013	169.1	12:21.394	3	2:17.333	1:03.871	40.449	33.013	169.1	12:21.394
4	1:57.847B	31.386	40.436	46.025	230.8	14:19.241	4	1:57.847B	31.386	40.436	46.025	230.8	14:19.241
5	2:15.124	1:02.373	42.013	30.738	171.8	16:34.365	5	2:15.124	1:02.373	42.013	30.738	171.8	16:34.365
6	1:54.260B	29.552	43.387	41.321	231.3	18:28.625	6	1:54.260B	29.552	43.387	41.321	231.3	18:28.625
7	8:48.856	7:40.093	39.407	29.356	179.7	27:17.481	7	8:48.856	7:40.093	39.407	29.356	179.7	27:17.481
8	1:49.828B	30.502	40.435	38.891	230.3	29:07.309	8	1:49.828B	30.502	40.435	38.891	230.3	29:07.309
9	2:59.509B	1:29.570	45.886	44.053	167.8	32:06.818	9	2:59.509B	1:29.570	45.886	44.053	167.8	32:06.818



MOTOPARK TEST

CIRCUIT DE BARCELONA CATALUNYA -16-20 DECEMBER

Day 1 - Session 3 - Group 2

Sector Analysis

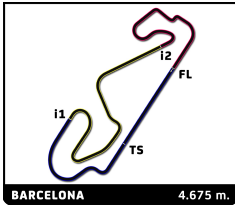
— Invalidated Lap

■ Personal Best

■ Session Best

■ Crossing the pit lane

Lap	Time	Sector 1	Sector 2	Sector 3	T.Spd	Elapsed	Lap	Time	Sector 1	Sector 2	Sector 3	T.Spd	Elapsed	
102	Motopark 2													
Motopark EFO														
1	8:21.127	7:09.098	41.887	30.142	123.3	8:21.127	10	1:39.474 B	28.265	37.968	33.241	233.3	34:03.154	
2	1:52.998 B	29.869	38.083	45.046	214.9	10:14.125	106	Motopark 6						34:03.154
Motopark EFO														
3	2:33.275 B	1:15.169	38.613	39.493	168.6	12:47.400	1	8:24.866	7:01.957	46.179	36.730	132.7	8:24.866	
4	2:20.575 B	1:05.718	39.142	35.715	170.7	15:07.975	2	1:44.306	31.409	41.639	31.258	228.9	10:09.172	
5	6:12.691 B	4:59.875	39.158	33.658	170.7	21:20.666	3	1:36.872	29.491	38.967	28.414	231.8	11:46.044	
6	2:14.795 B	1:03.651	38.056	33.088	171.5	23:35.461	4	1:36.170	29.121	39.004	28.045	231.3	13:22.214	
7	4:14.893	3:02.389	42.599	29.905	142.5	27:50.354	5	1:36.946	29.669	39.036	28.241	232.8	14:59.160	
8	1:37.670	31.052	39.442	27.176	212.3	29:28.024	6	1:36.090	29.178	38.794	28.118	232.3	16:35.250	
9	1:32.546	28.175	37.463	26.908	233.3	31:00.570	7	2:09.042 B	32.484	46.108	50.450	187.4	18:44.292	
10	1:32.324	27.988	37.344	26.992	236.9	32:32.894	8	9:10.842	7:46.402	46.619	37.821	118.3	27:55.134	
11	1:32.245	28.026	37.302	26.917	233.8	34:05.139	9	1:49.381	31.036	48.288	30.057	229.4	29:44.515	
12	1:36.602 B	28.037	37.438	31.127	233.3	35:41.741	10	1:36.365	29.166	39.130	28.069	231.8	31:20.880	
103	Motopark 3													
Motopark EFO														
1	9:48.286	8:37.037	42.182	29.067	154.0	9:48.286	11	1:35.473	28.824	38.804	27.845	233.8	32:56.353	
2	1:59.990 B	32.547	41.588	45.855	212.8	11:48.276	12	1:35.382	28.845	38.621	27.916	232.8	34:31.735	
3	4:11.916	3:02.947	40.977	27.992	167.3	16:00.192	13	2:00.862	32.145	48.171	40.546	233.3	36:32.597	
4	1:51.196 B	29.617	38.568	43.011	234.8	17:51.388	14	1:47.188 B	29.125	38.863	39.200	234.3	38:19.785	
5	2:18.556	1:07.916	42.098	28.542	167.3	20:09.944								
6	1:49.503 B	28.679	38.314	42.510	231.3	21:59.447								
7	2:30.709 B	1:07.275	40.780	42.654	169.1	24:30.156								
8	4:25.902	3:17.136	40.537	28.229	147.3	28:56.058								
9	1:36.993	29.731	39.419	27.843	217.4	30:33.051								
10	1:50.369 B	28.512	38.194	43.663	233.3	32:23.420								
11	2:13.682	1:07.535	38.779	27.368	168.8	34:37.102								
12	2:00.162 B	28.379	42.006	49.777	233.8	36:37.264								
104	Motopark 4													
Motopark EFO														
1	8:23.428	7:09.853	43.238	30.337	162.8	8:23.428								
2	1:37.096	29.765	39.371	27.960	219.2	10:00.524								
3	1:50.490 B	29.137	38.333	43.020	223.7	11:51.014								
4	2:24.966	1:17.774	39.559	27.633	170.1	14:15.980								
5	1:40.828 B	28.226	38.199	34.403	238.4	15:56.808								
6	2:24.711 B	1:10.605	39.322	34.784	170.4	18:21.519								
7	7:25.883 B	6:14.036	39.172	32.675	171.5	25:47.402								
8	2:18.543	1:12.460	38.322	27.761	168.3	28:05.945								
9	1:41.207 B	28.329	39.571	33.307	234.8	29:47.152								
10	2:23.036	1:16.630	38.749	27.657	169.3	32:10.188								
11	1:40.671 B	28.414	38.103	34.154	232.8	33:50.859								
12	2:17.294 B	1:06.353	38.253	32.688	170.4	36:08.153								
105	Motopark 5													
Motopark EFO														
1	8:21.416	7:09.523	42.175	29.718	146.1	8:21.416								
2	1:58.373 B	30.351	38.465	49.557	219.2	10:19.789								
3	2:31.695	1:25.958	38.449	27.288	170.7	12:51.484								
4	1:42.797 B	29.037	39.241	34.519	221.0	14:34.281								
5	2:18.585 B	1:03.922	40.411	34.252	170.7	16:52.866								
6	9:16.707 B	8:05.624	38.763	32.320	166.2	26:09.573								
7	2:13.052	1:07.806	37.901	27.345	169.6	28:22.625								
8	1:38.972 B	28.250	37.831	32.891	233.8	30:01.597								
9	2:22.083	1:16.966	37.896	27.221	171.5	32:23.680								

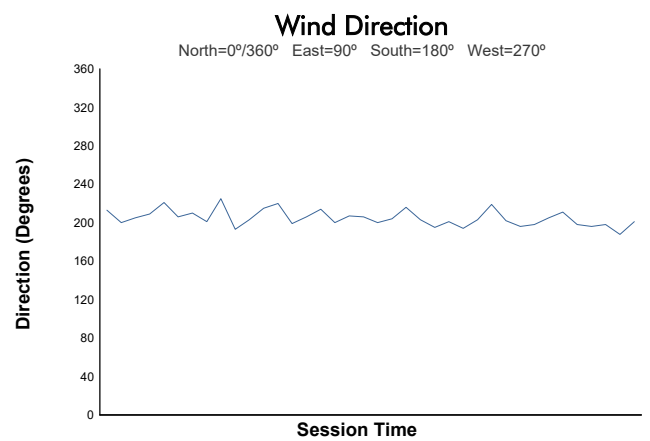
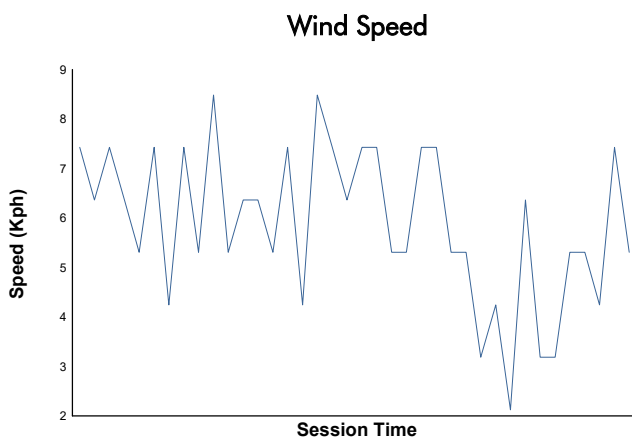
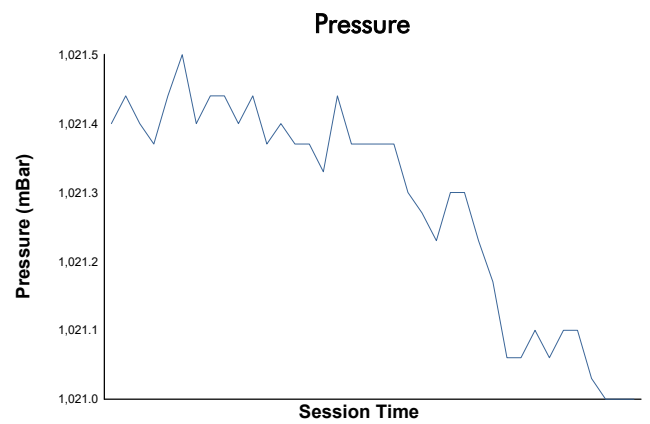
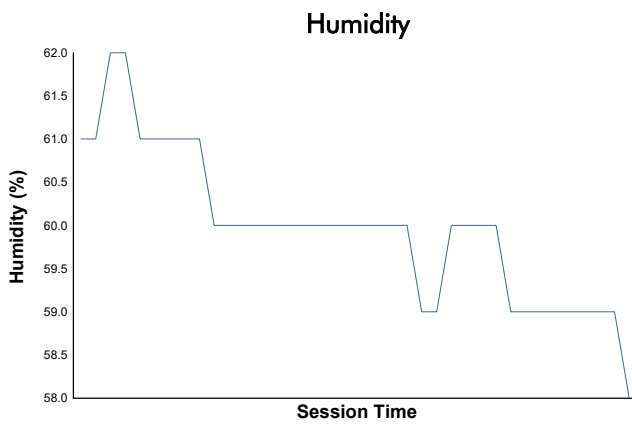
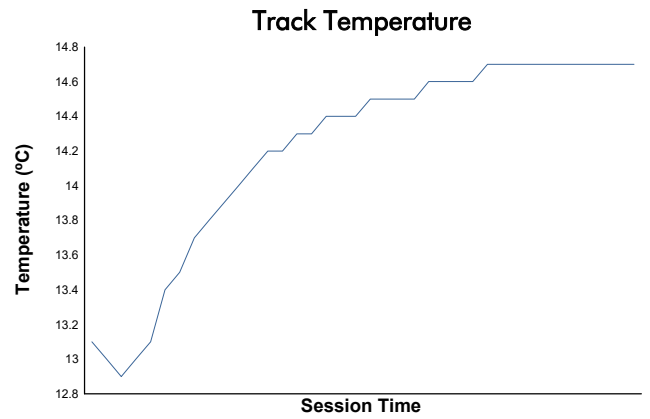
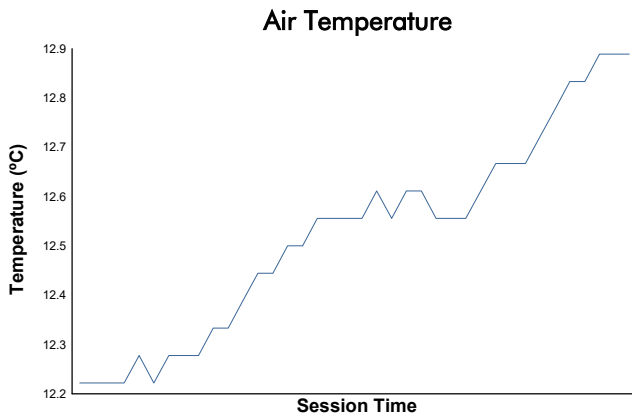


CIRCUIT DE BARCELONA CATALUNYA -16-20 DECEMBI

MOTOPARK TEST

Day 1 - Session 3 - Group 2

Weather Report



Track Status: **DRY**



MOTOPARK TEST

CIRCUIT DE BARCELONA CATALUNYA -16-20 DECEMBER

Day 1 - Session 4 - Group 2

Classification

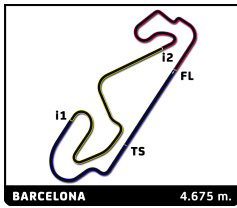
No	Driver	Nat	Team	Car	Cl.	Time	Lap	Total	Gap	Kph
1	92 Porteiro 1		Porteiro F3		F3	1:30.672	10	13	-	- 185.6
2	102 Motopark 2		Motopark EFO		EFO	1:31.489	11	12	+0.817	+0.817 184.0
3	105 Motopark 5		Motopark EFO		EFO	1:31.497	4	10	+0.825	+0.008 183.9
4	104 Motopark 4		Motopark EFO		EFO	1:31.647	11	14	+0.975	+0.150 183.6
5	91 Jenzer 1		Jenzer F3		F3	1:32.056	5	24	+1.384	+0.409 182.8
6	101 Motopark 1		Motopark EFO		EFO	1:32.313	11	13	+1.641	+0.257 182.3
7	87 Rodin 2		Rodin F3		F3	1:34.006	7	23	+3.334	+1.693 179.0
8	86 Rodin 1		Rodin F3		F3	1:34.053	7	23	+3.381	+0.047 178.9
9	93 Elite GB3 1		Elite GB3		GB3	1:37.375	5	7	+6.703	+3.322 172.8
10	94 Elite GB3 2		Elite GB3		GB3	1:38.127	4	12	+7.455	+0.752 171.5
11	103 Motopark 3		Motopark EFO		EFO			1		
12	106 Motopark 6		Motopark EFO		EFO					

Fastest Lap: Lap 10 | Porteiro 1 | **1:30.672** | 185.6 Kph

Published at:

Track Status: **DRY**

--	--

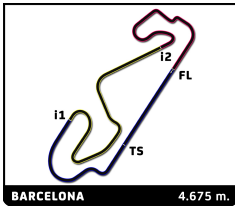

MOTOPARK TEST
CIRCUIT DE BARCELONA CATALUNYA -16-20 DECEMBER
Day 1 - Session 4 - Group 2
Classification by Class

No	Driver	Nat	Team	Car	Time	Lap Total	Gap	Kph
F3								
1	92 Porteiro 1		Porteiro F3		1:30.672	10 13		185.6
2	91 Jenzer 1		Jenzer F3		1:32.056	5 24	+1.384 +1.384	182.8
3	87 Rodin 2		Rodin F3		1:34.006	7 23	+3.334 +1.950	179.0
4	86 Rodin 1		Rodin F3		1:34.053	7 23	+3.381 +0.047	178.9
EFO								
1	102 Motopark 2		Motopark EFO		1:31.489	11 12		184.0
2	105 Motopark 5		Motopark EFO		1:31.497	4 10	+0.008 +0.008	183.9
3	104 Motopark 4		Motopark EFO		1:31.647	11 14	+0.158 +0.150	183.6
4	101 Motopark 1		Motopark EFO		1:32.313	11 13	+0.824 +0.666	182.3
5	103 Motopark 3		Motopark EFO			1		
6	106 Motopark 6		Motopark EFO					
GB3								
1	93 Elite GB3 1		Elite GB3		1:37.375	5 7		172.8
2	94 Elite GB3 2		Elite GB3		1:38.127	4 12	+0.752 +0.752	171.5

Published at:

 Track Status: **DRY**

--	--



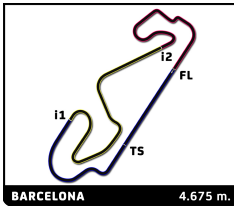
MOTOPARK TEST

CIRCUIT DE BARCELONA CATALUNYA - 16-20 DECEMBER

Day 1 - Session 4 - Group 2

Best Top Speed

No Driver	Team	Class	Top 1		Top 2		Top 3		Top 4		Top 5		Avg	
			Kph	Lap	Kph	Lap	Kph	Lap	Kph	Lap	Kph	Lap		
92	Porteiro 1	Porteiro F3	F3	276.6	5	275.9	12	274.5	10	274.5	8	273.2	3	274.9
86	Rodin 1	Rodin F3	F3	275.9	21	275.2	20	275.2	14	275.2	9	274.5	7	275.2
87	Rodin 2	Rodin F3	F3	274.5	20	274.5	19	274.5	8	273.9	7	273.9	14	274.3
91	Jenzer 1	Jenzer F3	F3	261.3	15	260.7	20	260.1	16	258.9	9	258.9	18	260.0
94	Elite GB3 2	Elite GB3	GB3	242.7	7	240.5	4	239.5	10	239.5	8	238.9	12	240.2
93	Elite GB3 1	Elite GB3	GB3	242.1	5	239.5	6	239.5	7	237.9	4	236.9	3	239.2
101	Motopark 1	Motopark EFO	EFO	240.0	12	238.9	11	238.4	10	237.9	5	237.9	4	238.6
104	Motopark 4	Motopark EFO	EFO	238.4	14	237.9	12	236.9	13	236.9	7	236.9	6	237.4
102	Motopark 2	Motopark EFO	EFO	237.9	12	237.4	11	237.4	4	236.9	10	235.8	6	237.1
105	Motopark 5	Motopark EFO	EFO	236.3	10	235.8	9	235.8	4	235.3	5	221.4	3	232.9
103	Motopark 3	Motopark EFO	EFO	72.7	1									72.7
106	Motopark 6	Motopark EFO	EFO											



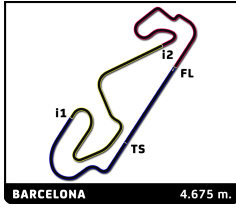
MOTOPARK TEST

CIRCUIT DE BARCELONA CATALUNYA -16-20 DECEMBER

Day 1 - Session 4 - Group 2

Best Sector Times

Sector 1			Sector 2			Sector 3			Pos	No Driver	Ideal Lap	Best Lap
Pos	No Driver	Time	No Driver	Time	No Driver	Time	Pos	No Driver				
1	92 Porteiro 1	26.521	92 Porteiro 1	36.945	105 Motopark 5	26.542	1	92 Porteiro 1	1:30.416	1:30.672	(1)	
2	91 Jenzer 1	27.288	102 Motopark 2	37.063	102 Motopark 2	26.590	2	102 Motopark 2	1:31.461	1:31.489	(2)	
3	86 Rodin 1	27.360	105 Motopark 5	37.066	104 Motopark 4	26.604	3	104 Motopark 4	1:31.490	1:31.647	(4)	
4	87 Rodin 2	27.377	104 Motopark 4	37.110	101 Motopark 1	26.838	4	105 Motopark 5	1:31.497	1:31.497	(3)	
5	104 Motopark 4	27.776	91 Jenzer 1	37.282	92 Porteiro 1	26.950	5	91 Jenzer 1	1:31.977	1:32.056	(5)	
6	102 Motopark 2	27.808	101 Motopark 1	37.436	91 Jenzer 1	27.407	6	101 Motopark 1	1:32.175	1:32.313	(6)	
7	105 Motopark 5	27.889	86 Rodin 1	38.384	86 Rodin 1	27.864	7	86 Rodin 1	1:33.608	1:34.053	(8)	
8	101 Motopark 1	27.901	87 Rodin 2	38.386	87 Rodin 2	27.943	8	87 Rodin 2	1:33.706	1:34.006	(7)	
9	93 Elite GB3 1	29.067	93 Elite GB3 1	39.659	93 Elite GB3 1	28.553	9	93 Elite GB3 1	1:37.279	1:37.375	(9)	
10	94 Elite GB3 2	29.174	94 Elite GB3 2	40.030	94 Elite GB3 2	28.862	10	94 Elite GB3 2	1:38.066	1:38.127	(10)	


MOTOPARK TEST
CIRCUIT DE BARCELONA CATALUNYA -16-20 DECEMBER
Day 1 - Session 4 - Group 2
Sector Analysis

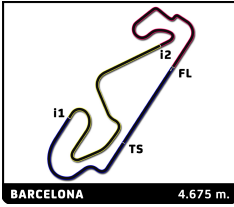
_ Invalidated Lap

■ Personal Best

■ Session Best

B Crossing the pit lane

Lap	Time	Sector 1	Sector 2	Sector 3	T.Sp	Elapsed	Lap	Time	Sector 1	Sector 2	Sector 3	T.Sp	Elapsed
86	Rodin 1												
	Rodin F3												
1	5:36.937	4:09.747	51.367	35.823	131.0	5:36.937	3	1:32.700	27.563	37.730	27.407	256.4	7:31.815
2	2:00.920	36.595	48.895	35.430	206.3	7:37.857	4	1:32.652	27.288	37.282	28.082	257.6	9:04.467
3	1:50.687	33.398	45.811	31.478	228.4	9:28.544	5	1:32.056	27.312	37.285	27.459	257.0	10:36.523
4	1:34.559	28.088	38.607	27.864	258.2	11:03.103	6	1:32.376	27.331	37.477	27.568	257.0	12:08.899
5	1:34.281	27.837	38.384	28.060	257.6	12:37.384	7	1:32.711	27.479	37.615	27.617	258.2	13:41.610
6	1:34.431	27.905	38.483	28.043	258.2	14:11.815	8	1:32.732	27.393	37.718	27.621	258.2	15:14.342
7	1:34.053	27.360	38.426	28.267	274.5	15:45.868	9	1:32.940	27.370	37.886	27.684	258.9	16:47.282
8	1:34.375	27.560	38.543	28.272	274.5	17:20.243	10	1:33.121	27.411	37.943	27.767	257.6	18:20.403
9	1:34.661	27.674	38.784	28.203	275.2	18:54.904	11	1:33.334	27.554	38.078	27.702	258.2	19:53.737
10	1:35.186	27.894	38.888	28.404	261.3	20:30.090	12	1:33.358	27.544	38.014	27.800	257.6	21:27.095
11	1:35.396	28.139	38.876	28.381	258.9	22:05.486	13	1:33.439	27.417	38.085	27.937	257.6	23:00.534
12	1:35.732	28.136	39.122	28.474	259.5	23:41.218	14	1:33.643	27.498	38.173	27.972	257.6	24:34.177
13	1:35.383	27.772	39.130	28.481	274.5	25:16.601	15	1:33.736	27.412	38.326	27.998	261.3	26:07.913
14	1:35.091	27.663	38.952	28.476	275.2	26:51.692	16	1:33.776	27.612	38.204	27.960	260.1	27:41.689
15	1:35.471	27.800	38.968	28.703	274.5	28:27.163	17	1:33.880	27.534	38.312	28.034	258.2	29:15.569
16	1:35.985	28.150	39.140	28.695	259.5	30:03.148	18	1:34.001	27.667	38.308	28.026	258.9	30:49.570
17	1:36.534	28.318	39.482	28.734	259.5	31:39.682	19	1:34.189	27.830	38.334	28.025	258.2	32:23.759
18	1:36.651	28.376	39.293	28.982	260.1	33:16.333	20	1:33.641	27.580	38.154	27.907	260.7	33:57.400
19	1:36.557	28.239	39.270	29.048	273.9	34:52.890	21	1:33.697	27.594	38.110	27.993	258.9	35:31.097
20	1:36.398	28.006	39.418	28.974	275.2	36:29.288	22	1:33.834	27.627	38.165	28.042	258.9	37:04.931
21	1:36.569	28.056	39.403	29.110	275.9	38:05.857	23	1:33.852	27.614	38.242	27.996	258.2	38:38.783
22	1:37.098	28.452	39.565	29.081	258.9	39:42.955	24	2:00.584 B	30.645	49.935	40.004	257.0	40:39.367
23	1:37.561	28.474	39.628	29.459	259.5	41:20.516							
87	Rodin 2												
	Rodin F3												
1	5:14.733	3:39.438	56.138	39.157	140.1	5:14.733	1	2:28.882	1:01.198	51.321	36.363	127.2	2:28.882
2	2:00.584	36.167	48.067	36.350	197.3	7:15.317	2	1:55.533	36.389	45.351	33.793	219.2	4:24.415
3	2:01.000	33.488	48.149	39.363	248.8	9:16.317	3	1:31.726	27.161	37.251	27.314	273.2	5:56.141
4	1:34.446	28.110	38.393	27.943	257.6	10:50.763	4	2:04.838	37.064	54.688	33.086	258.2	8:00.979
5	1:34.490	27.959	38.386	28.145	258.2	12:25.253	5	1:31.019	26.646	37.220	27.153	276.6	9:31.998
6	1:34.673	27.941	38.587	28.145	260.1	13:59.926	6	2:11.299 B	37.005	52.332	41.962	270.4	11:43.297
7	1:34.006	27.377	38.521	28.108	273.9	15:33.932	7	9:11.080	7:55.121	44.615	31.344	155.5	20:54.377
8	1:34.465	27.512	38.666	28.287	274.5	17:08.397	8	1:30.711	26.816	36.945	26.950	274.5	22:25.088
9	1:34.864	27.587	38.919	28.358	273.2	18:43.261	9	2:07.127	37.664	53.774	35.689	230.8	24:32.215
10	1:35.359	28.073	38.824	28.462	258.2	20:18.620	10	1:30.672	26.556	37.077	27.039	274.5	26:02.887
11	1:35.448	28.012	38.846	28.590	258.9	21:54.068	11	2:07.882	39.005	51.906	36.971	269.8	28:10.769
12	1:35.640	28.058	39.110	28.472	258.2	23:29.708	12	1:30.698	26.521	37.017	27.160	275.9	29:41.467
13	1:35.852	27.719	39.401	28.732	273.2	25:05.560	13	1:38.932 B	29.695	37.504	31.733	259.5	31:20.399
14	1:36.044	27.875	39.371	28.798	273.9	26:41.604							
15	1:35.819	27.904	39.175	28.740	273.9	28:17.423							
16	1:36.570	28.297	39.295	28.978	260.1	29:53.993							
17	1:36.828	28.367	39.365	29.096	258.9	31:30.821							
18	1:36.815	28.397	39.518	28.900	259.5	33:07.636							
19	1:36.650	28.054	39.521	29.075	274.5	34:44.286							
20	1:36.757	28.005	39.706	29.046	274.5	36:21.043							
21	1:37.227	28.273	39.574	29.380	273.9	37:58.270							
22	1:38.133	28.725	40.038	29.370	258.9	39:36.403							
23	1:38.182	28.803	39.884	29.495	258.9	41:14.585							
91	Jenzer 1												
	Jenzer F3												
1	4:09.266	2:51.178	45.525	32.563	154.4	4:09.266	1	5:42.524	4:21.217	48.622	32.685	158.0	5:42.524
2	1:49.849	32.608	44.821	32.420	207.5	5:59.115	2	1:44.066	31.094	43.455	29.517	217.4	7:26.590
3							3	1:39.026	29.469	40.117	29.440	238.4	9:05.616
4							4	1:38.127	29.174	40.091	28.862	240.5	10:43.743
5							5	1:38.544	29.250	40.202	29.092	238.4	12:22.287
6							6	1:38.837	29.348	40.034	29.455	238.9	14:01.124
92	Porteiro 1												
	Porteiro F3												
1	2:28.882	1:01.198	51.321	36.363	127.2	2:28.882							
2	1:55.533	36.389	45.351	33.793	219.2	4:24.415							
3	1:31.726	27.161	37.251	27.314	273.2	5:56.141							
4	2:04.838	37.064	54.688	33.086	258.2	8:00.979							
5	1:31.019	26.646	37.220	27.153	276.6	9:31.998							
6	2:11.299 B	37.005	52.332	41.962	270.4	11:43.297							
7	9:11.080	7:55.121	44.615	31.344	155.5	20:54.377							
8	1:30.711	26.816	36.945	26.950	274.5	22:25.088							
9	2:07.127	37.664	53.774	35.689	230.8	24:32.215							
10	1:30.672	26.556	37.077	27.039	274.5	26:02.887							
11	2:07.882	39.005	51.906	36.971	269.8	28:10.769							
12	1:30.698	26.521	37.017	27.160	275.9	29:41.467							
13	1:38.932 B	29.695	37.504	31.733	259.5	31:20.399							
93	Elite GB3 1												
	Elite GB3												
1	3:01.486	1:44.719	46.123	30.644	128.5	3:01.486							
2	1:43.524	33.050	41.354	29.120	222.8	4:45.010							
3	1:37.801	29.256	39.788	28.757	236.9	6:22.811							
4	1:37.698	29.291	39.659	28.748	237.9	8:00.509							
5	1:37.375	29.068	39.754	28.553	242.1	9:37.884							
6	1:37.552	29.067	39.751	28.734	239.5	11:15.436							
7	1:45.024 B	29.075	40.068	35.881	239.5	13:00.460							
94	Elite GB3 2												
	Elite GB3												
1	5:42.524	4:21.217	48.622	32.685	158.0	5:42.524							
2	1:44.066	31.094	43.455	29.517	217.4	7:26.590							
3	1:39.026	29.469	40.117	29.440	238.4	9:05.616							
4	1:38.127	29.174	40.091	28.862	240.5	10:43.743							
5	1:38.544	29.250	40.202	29.092	238.4	12:22.287							
6	1:38.837	29.348	40.034	29.455	238.9	14:01.124							



MOTOPARK TEST

CIRCUIT DE BARCELONA CATALUNYA -16-20 DECEMBER

Day 1 - Session 4 - Group 2

Sector Analysis

— Invalidated Lap

■ Personal Best

■ Session Best

■ Crossing the pit lane

Lap	Time	Sector 1	Sector 2	Sector 3	T.Spd	Elapsed	Lap	Time	Sector 1	Sector 2	Sector 3	T.Spd	Elapsed
7	1:38.451	29.243	40.176	29.032	242.7	15:39.575	14	1:36.450B	27.874	37.319	31.257	238.4	38:50.238
8	1:38.553	29.248	40.030	29.275	239.5	17:18.128							
9	1:39.897	29.364	41.196	29.337	237.9	18:58.025							
10	1:39.124	29.492	40.464	29.168	239.5	20:37.149							
11	1:38.640	29.323	40.249	29.068	238.4	22:15.789							
12	1:46.798B	29.403	40.460	36.935	238.9	24:02.587							

101 Motopark 1

Motopark EFO

1	11:38.795	...	45.268	31.968	130.2	11:38.795
2	1:40.785	30.781	41.000	29.004	218.8	13:19.580
3	1:35.073	29.065	38.279	27.729	229.4	14:54.653
4	1:32.963	28.254	37.664	27.045	237.9	16:27.616
5	1:32.882	28.062	37.711	27.109	237.9	18:00.498
6	1:49.803B	27.967	37.768	44.068	237.4	19:50.301
7	9:13.365	7:55.468	45.418	32.479	122.2	29:03.666
8	1:41.428	31.238	40.803	29.387	219.6	30:45.094
9	1:42.101	29.558	42.464	30.079	219.2	32:27.195
10	1:32.562	28.058	37.549	26.955	238.4	33:59.757
11	1:32.313	28.039	37.436	26.838	238.9	35:32.070
12	1:40.268	27.901	37.624	34.743	240.0	37:12.338
13	2:06.123B	35.676	46.674	43.773	236.9	39:18.461

102 Motopark 2

Motopark EFO

1	11:36.522	...	44.965	31.170	113.2	11:36.522
2	1:40.774	31.326	41.038	28.410	218.8	13:17.296
3	1:31.874	28.055	37.218	26.601	235.3	14:49.170
4	1:31.559	27.889	37.080	26.590	237.4	16:20.729
5	1:31.818	27.915	37.193	26.710	235.3	17:52.547
6	1:45.014B	27.994	37.250	39.770	235.8	19:37.561
7	9:13.726	8:00.149	43.564	30.013	112.1	28:51.287
8	1:38.731	30.040	40.666	28.025	221.4	30:30.018
9	1:47.947	29.688	42.465	35.794	224.6	32:17.965
10	1:31.910	27.876	37.241	26.793	236.9	33:49.875
11	1:31.489	27.808	37.063	26.618	237.4	35:21.364
12	1:45.155B	27.828	37.152	40.175	237.9	37:06.519

103 Motopark 3

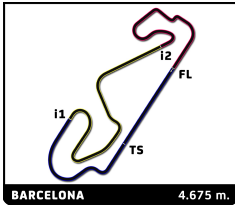
Motopark EFO

1	14:11.050B	...	1:18.675	1:00.885	72.7	14:11.050
---	------------	-----	-----------------	----------	------	-----------

104 Motopark 4

Motopark EFO

1	8:42.219	7:28.565	44.265	29.389	144.4	8:42.219
2	1:39.061	30.208	40.576	28.277	219.2	10:21.280
3	1:37.140	30.536	39.538	27.066	222.3	11:58.420
4	1:32.115	28.009	37.362	26.744	235.8	13:30.535
5	1:32.031	27.923	37.270	26.838	236.9	15:02.566
6	1:32.291	27.926	37.459	26.906	236.9	16:34.857
7	1:38.549B	27.991	37.539	33.019	236.9	18:13.406
8	10:55.101	9:41.159	43.744	30.198	131.3	29:08.507
9	1:45.146	30.688	44.615	29.843	216.1	30:53.653
10	1:37.718	29.888	38.740	29.090	219.6	32:31.371
11	1:31.647	27.776	37.267	26.604	236.3	34:03.018
12	1:39.056	27.790	43.786	27.480	237.9	35:42.074
13	1:31.714	27.874	37.110	26.730	236.9	37:13.788



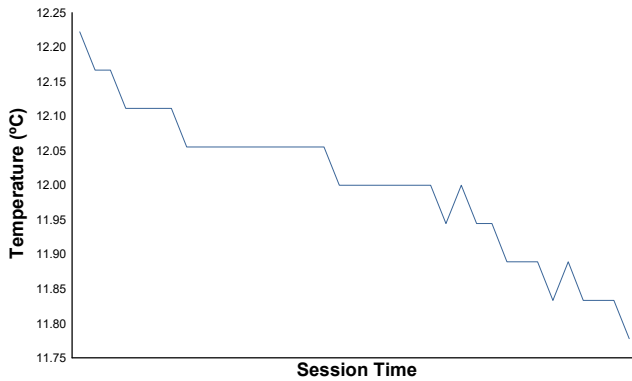
CIRCUIT DE BARCELONA CATALUNYA -16-20 DECEMBI

MOTOPARK TEST

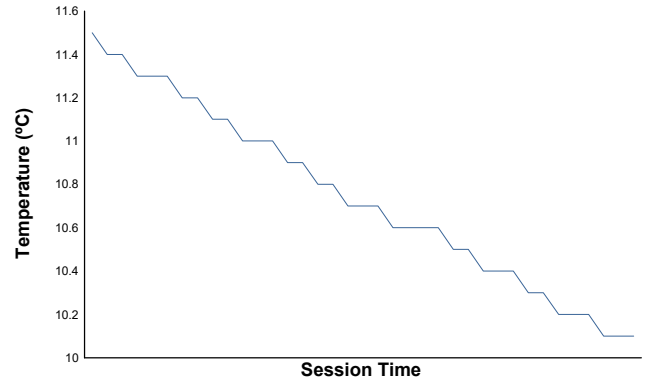
Day 1 - Session 4 - Group 2

Weather Report

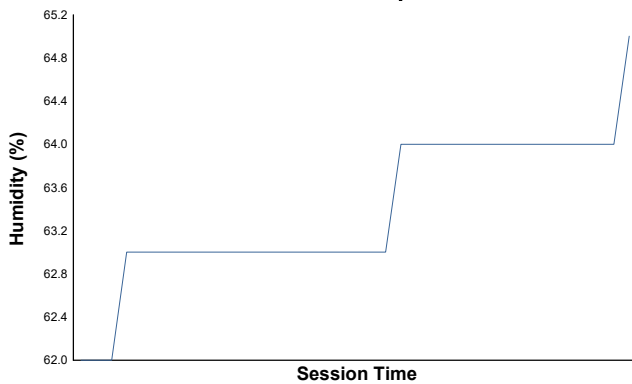
Air Temperature



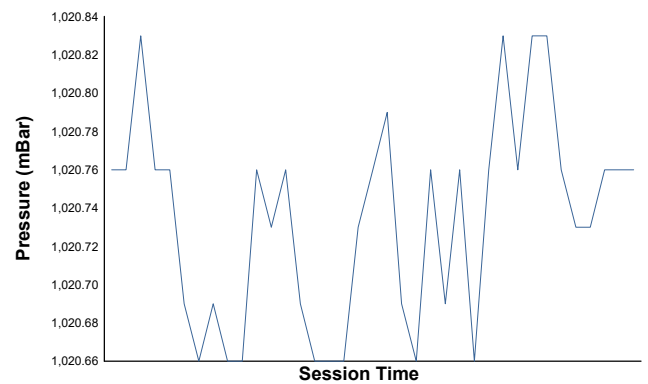
Track Temperature



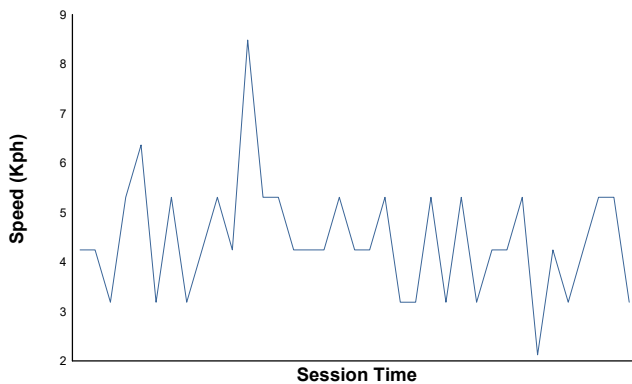
Humidity



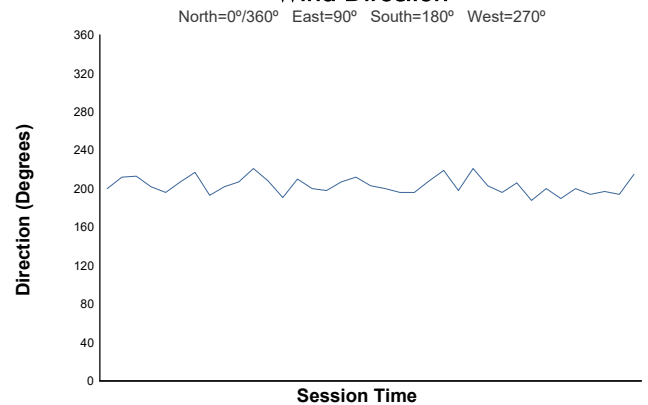
Pressure



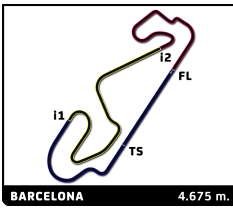
Wind Speed



Wind Direction



Track Status: **DRY**


MOTOPARK TEST
CIRCUIT DE BARCELONA CATALUNYA -16-20 DI
Combined Day 1 - Group 2
Classification

No	Driver	Nat	Team	Cl.	Ses 1	Ses 2	Ses 3	Ses 4	Time	Gap
1	91 Jenzer 1		Jenzer F3	F3	1:29.963	1:28.014	1:27.885	1:32.056	1:27.885	2.970
2	92 Porteiro 1		Porteiro F3	F3	1:31.954	1:31.174	1:30.610	1:30.672	1:30.610	0.245
3	102 Motopark 2		Motopark EFO	EFO	1:32.874	1:31.161	1:32.245	1:31.489	1:31.161	0.306
4	105 Motopark 5		Motopark EFO	EFO	1:31.832	1:31.168		1:31.497	1:31.168	0.313
5	87 Rodin 2		Rodin F3	F3	1:31.602	1:31.487	1:31.387	1:34.006	1:31.387	0.532
6	104 Motopark 4		Motopark EFO	EFO	1:31.502	1:31.439	1:37.096	1:31.647	1:31.439	0.584
7	86 Rodin 1		Rodin F3	F3	1:32.174	1:31.605	1:31.872	1:34.053	1:31.605	0.750
8	103 Motopark 3		Motopark EFO	EFO	1:32.037	1:31.793	1:36.993		1:31.793	0.938
9	101 Motopark 1		Motopark EFO	EFO	1:32.219	1:32.208		1:32.313	1:32.208	1.353
10	106 Motopark 6		Motopark EFO	EFO	1:42.381	1:34.541	1:35.382		1:34.541	3.686
11	93 Elite GB3 1		Elite GB3	GB3	1:35.460	1:35.814	1:35.699	1:37.375	1:35.460	4.605
12	94 Elite GB3 2		Elite GB3	GB3	1:37.392	1:35.845	1:36.378	1:38.127	1:35.845	4.990

--	--