Circuit de Barcelona CATALUNYA

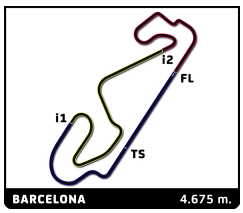

MOTOPARK TEST

CIRCUIT DE BARCELONA CATALUNYA -16-20 DECEMBER

Day 2 - Session 2 - Group 1

Sector Analysis

__ Invalidated Lap Personal Best Session Best **B** Crossing the pit lane

1 Rafael PERARD

Feed Racing F4

Lap	Time	Sector 1	Sector 2	Sector 3	T.Spd	Elapsed
1	2:13.738	50.334	49.777	33.627	96.3	2:13.738
2	1:52.497	34.545	45.363	32.589	205.9	4:06.235
3	1:48.766	33.039	43.614	32.113	222.3	5:55.001
4	1:46.919	31.898	43.419	31.602	229.9	7:41.920
5	1:48.402	33.804	43.240	31.358	235.3	9:30.322
6	1:46.969	31.701	43.832	31.436	230.3	11:17.291
7	1:48.775	31.635	44.853	32.287	232.8	13:06.066
8	1:46.210	31.776	43.035	31.399	234.8	14:52.276
9	1:46.648	31.563	43.123	31.962	232.8	16:38.924
10	1:47.120	31.706	43.507	31.907	232.8	18:26.044
11	1:46.375	31.651	43.230	31.494	232.3	20:12.419
12	1:48.977 B	31.827	43.089	34.061	230.8	22:01.396
13	4:27.653	3:04.833	50.126	32.694	160.6	26:29.049
14	1:49.890	32.958	44.701	32.231	223.2	28:18.939
15	1:46.694	31.887	43.802	31.005	230.8	30:05.633
16	2:08.804 B	32.379	51.241	45.184	231.3	32:14.437
17	4:42.850	3:27.837	43.780	31.233	131.1	36:57.287
18	1:45.044	31.482	42.424	31.138	230.8	38:42.331
19	1:44.756	31.513	42.479	30.764	230.8	40:27.087
20	1:43.831	31.111	42.134	30.586	231.8	42:10.918
21	1:44.354	31.023	42.572	30.759	233.8	43:55.272
22	1:44.237	31.042	42.450	30.745	232.8	45:39.509
23	1:44.249	31.135	42.307	30.807	230.8	47:23.758
24	1:44.392	31.161	42.356	30.875	230.8	49:08.150
25	1:44.662	31.245	42.540	30.877	231.3	50:52.812
26	1:44.479	31.163	42.394	30.922	231.3	52:37.291
27	1:45.058	31.353	42.600	31.105	230.8	54:22.349
28	1:47.667	31.401	44.333	31.933	230.8	56:10.016

2 Malo BOLLIET

Feed Racing F4

Lap	Time	Sector 1	Sector 2	Sector 3	T.Spd	Elapsed
1	2:17.229	52.012	50.815	34.402	97.9	2:17.229
2	1:52.455	35.165	44.856	32.434	208.3	4:09.684
3	1:54.128	32.786	49.965	31.377	231.8	6:03.812
4	1:45.281	31.204	42.933	31.144	232.3	7:49.093
5	1:45.068	31.098	42.848	31.122	232.8	9:34.161
6	1:44.900	31.293	42.433	31.174	235.3	11:19.061
7	1:45.341	31.461	42.638	31.242	233.8	13:04.402
8	1:44.944	31.381	42.475	31.088	233.3	14:49.346
9	1:44.773	31.213	42.483	31.077	231.8	16:34.119
10	1:45.524	31.274	42.879	31.371	232.3	18:19.643
11	1:46.075	31.551	42.929	31.595	230.8	20:05.718
12	1:46.059	31.510	43.092	31.457	229.9	21:51.777
13	1:46.409	31.604	43.118	31.687	230.8	23:38.186
14	1:52.041 B	31.772	43.360	36.909	230.8	25:30.227
15	4:31.793	3:05.499	52.273	34.021	141.6	30:02.020
16	2:11.062 B	35.148	51.318	44.596	204.4	32:13.082
17	4:52.195	3:32.054	46.991	33.150	134.6	37:05.277
18	1:53.084	34.631	45.824	32.629	214.9	38:58.361
19	1:46.818	31.855	43.682	31.281	232.3	40:45.179
20	1:49.548	32.749	44.873	31.926	232.3	42:34.727
21	1:43.703	31.026	42.189	30.488	231.3	44:18.430
22	1:43.192	30.781	41.950	30.461	231.8	46:01.622
23	1:43.172	30.746	41.877	30.549	231.8	47:44.794
24	1:43.689	30.861	42.060	30.768	231.3	49:28.483
25	1:51.521	33.664	46.914	30.943	233.3	51:20.004
26	1:44.216	30.972	42.246	30.998	233.8	53:04.220
27	1:51.491 B	31.209	42.356	37.926	230.8	54:55.711

4 GABRIEL

Formula Motorsport F4

Lap	Time	Sector 1	Sector 2	Sector 3	T.Spd	Elapsed
1	3:38.516	2:01.476	58.101	38.939	94.4	3:38.516
2	2:01.625	38.427	48.177	35.021	209.5	5:40.141
3	1:50.893	33.091	45.628	32.174	232.8	7:31.034
4	1:45.552	31.484	42.869	31.199	236.3	9:16.586
5	1:44.140	31.057	42.291	30.792	235.8	11:00.726
6	1:43.959	31.073	42.273	30.613	234.3	12:44.685
7	1:43.647	31.017	42.218	30.412	234.3	14:28.332
8	1:58.061	31.130	51.046	35.885	234.3	16:26.393
9	1:48.402	31.015	45.555	31.832	234.3	18:14.795
10	1:54.268 B	31.201	43.021	40.046	233.3	20:09.063
11	9:57.998	8:36.980	48.981	32.037	163.0	30:07.061
12	2:09.189 B	34.291	49.074	45.824	201.3	32:16.250
13	3:50.804	2:35.977	43.659	31.168	168.6	36:07.054
14	1:49.314	32.378	45.791	31.145	233.8	37:56.368
15	1:44.292	31.141	42.493	30.658	233.3	39:40.660
16	1:48.780	30.852	47.007	30.921	234.3	41:29.440
17	1:43.996	30.975	42.278	30.743	233.3	43:13.436
18	1:43.839	30.837	42.327	30.675	233.8	44:57.275
19	1:44.437	31.061	42.433	30.943	234.8	46:41.712
20	1:52.574 B	31.768	42.657	38.149	233.8	48:34.286

5 ERWIN

Formula Motorsport F3R

Lap	Time	Sector 1	Sector 2	Sector 3	T.Spd	Elapsed
1	2:48.853	1:19.062	53.504	36.287	119.2	2:48.853
2	1:53.715	34.818	45.635	33.262	227.0	4:42.568
3	1:45.320	31.560	43.005	30.755	229.9	6:27.888
4	1:42.187	30.550	41.762	29.875	231.8	8:10.075
5	1:43.398	30.378	41.919	31.101	234.8	9:53.473
6	1:42.060	30.676	41.746	29.638	232.8	11:35.533
7	1:41.058	30.320	41.040	29.698	232.8	13:16.591
8	1:43.053	30.256	41.920	30.877	233.3	14:59.644
9	1:41.946	30.439	41.285	30.222	233.8	16:41.590
10	1:42.925	30.203	42.416	30.306	234.3	18:24.515
11	1:51.674 B	30.890	41.770	39.014	232.3	20:16.189
12	10:44.606 B	9:19.675	44.489	40.442	175.9	31:00.795
13	4:27.359	3:14.516	42.237	30.606	171.2	35:28.154
14	1:42.993	31.164	41.767	30.062	227.9	37:11.147
15	1:42.047	30.573	41.293	30.181	232.8	38:53.194
16	1:42.768	30.578	41.051	31.139	236.9	40:35.962
17	1:41.966	30.486	41.231	30.249	232.3	42:17.928
18	1:41.866	30.560	41.149	30.157	233.3	43:59.794
19	1:41.396	30.405	41.120	29.871	233.8	45:41.190
20	1:55.046	30.311	50.061	34.674	233.8	47:36.236
21	1:41.209	30.468	40.867	29.874	232.3	49:17.445
22	1:40.818	30.234	40.840	29.744	232.3	50:58.263
23	1:53.123	30.316	41.378	41.429	233.8	52:51.386
24	2:18.882	30.378	40.699	1:07.805	232.3	55:10.268

6 LAURENT

Formula Motorsport F3R

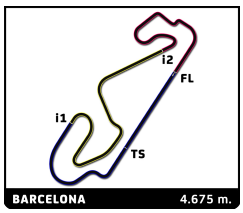

MOTOPARK TEST

CIRCUIT DE BARCELONA CATALUNYA -16-20 DECEMBER

Day 2 - Session 2 - Group 1

Sector Analysis

__ Invalidated Lap Personal Best Session Best **B** Crossing the pit lane

Lap	Time	Sector 1	Sector 2	Sector 3	T.Spd	Elapsed
1	5:16.800	3:40.728	59.102	36.970	138.3	5:16.800
2	1:56.508	37.474	46.526	32.508	188.7	7:13.308
3	1:47.617	32.237	44.219	31.161	233.3	9:00.925
4	1:44.175	31.274	42.382	30.519	234.8	10:45.100
5	1:43.177	31.190	41.801	30.186	232.8	12:28.277
6	1:42.889	31.019	41.599	30.271	234.3	14:11.166
7	1:42.694	30.740	41.527	30.427	235.3	15:53.860
8	1:44.824	30.889	42.388	31.547	235.3	17:38.684
9	1:44.885	31.102	42.769	31.014	233.8	19:23.569
10	1:45.017	31.125	42.818	31.074	234.8	21:08.586
11	1:44.069	30.972	41.880	31.217	232.8	22:52.655
12	2:02.035 B	31.399	46.756	43.880	233.8	24:54.690

7 SOLENN
Formula Motorsport F3R

Lap	Time	Sector 1	Sector 2	Sector 3	T.Spd	Elapsed
1	4:44.108	3:12.797	53.462	37.849	100.8	4:44.108
2	1:56.399	34.833	47.717	33.849	223.7	6:40.507
3	1:52.320	33.190	45.524	33.606	226.0	8:32.827
4	1:50.070	32.521	44.724	32.825	227.9	10:22.897
5	2:00.304 B	32.866	48.269	39.169	227.4	12:23.201
6	5:09.159	3:51.161	45.426	32.572	158.0	17:32.360
7	1:49.174	32.964	44.329	31.881	229.9	19:21.534
8	1:48.266	32.068	43.903	32.295	226.5	21:09.800
9	1:53.026 B	31.913	44.801	36.312	227.9	23:02.826
10	6:48.712	5:31.155	45.360	32.197	154.9	29:51.538
11	2:05.625 B	34.472	51.289	39.864	226.0	31:57.163
12	4:30.776	3:13.283	44.750	32.743	160.8	36:27.939
13	1:47.724	32.207	43.710	31.807	227.4	38:15.663
14	1:46.928	31.700	43.770	31.458	228.4	40:02.591
15	1:46.819	31.769	42.844	32.206	227.9	41:49.410
16	1:45.955	31.646	43.142	31.167	226.5	43:35.365
17	2:02.801 B	32.502	48.855	41.444	227.4	45:38.166

9 ASM 9
ASM F4

Lap	Time	Sector 1	Sector 2	Sector 3	T.Spd	Elapsed
1	5:52.998	4:13.700	57.750	41.548	117.9	5:52.998
2	2:06.254	41.103	50.046	35.105	164.2	7:59.252
3	1:55.462	36.327	45.269	33.866	216.6	9:54.714
4	1:47.354	32.588	43.786	30.980	225.1	11:42.068
5	1:43.977	31.231	42.217	30.529	226.5	13:26.045
6	1:43.386	30.940	41.919	30.527	226.5	15:09.431
7	1:43.115	30.863	41.866	30.386	226.5	16:52.546
8	1:43.357	31.049	41.873	30.435	226.5	18:35.903
9	1:43.430	30.987	41.982	30.461	227.0	20:19.333
10	1:44.311	30.978	42.795	30.538	228.4	22:03.644
11	1:43.612	31.130	42.037	30.445	225.6	23:47.256
12	1:55.014	31.228	47.523	36.263	226.0	25:42.270
13	2:09.146 B	36.859	46.661	45.626	199.9	27:51.416
14	10:11.158	8:51.006	47.123	33.029	135.9	38:02.574
15	1:46.331	32.171	42.989	31.171	224.2	39:48.905
16	1:46.442	31.270	44.446	30.726	225.1	41:35.347
17	1:43.290	30.976	41.903	30.411	225.1	43:18.637
18	1:43.040	30.876	41.869	30.295	226.0	45:01.677
19	1:43.588	30.937	42.093	30.558	226.5	46:45.265
20	1:43.766	31.043	41.978	30.745	226.5	48:29.031
21	1:43.388	30.985	41.916	30.487	226.0	50:12.419
22	1:43.773	31.010	42.240	30.523	228.4	51:56.192
23	1:55.259 B	31.023	42.346	41.890	229.9	53:51.451

10 SCHULZ
LSP F4 /Schulz F4

Lap	Time	Sector 1	Sector 2	Sector 3	T.Spd	Elapsed
1	2:12.903	51.008	48.137	33.758	97.9	2:12.903
2	1:49.385	33.836	43.951	31.598	218.8	4:02.288
3	1:47.160	31.825	43.703	31.632	230.8	5:49.448
4	1:44.859	31.481	42.450	30.928	228.9	7:34.307
5	1:44.442	31.330	42.343	30.769	230.8	9:18.749
6	1:44.483	31.262	42.399	30.822	231.3	11:03.232
7	1:46.184	31.189	43.617	31.378	229.9	12:49.416
8	1:45.250	31.446	42.772	31.032	230.8	14:34.666
9	1:53.143 B	31.421	43.138	38.584	230.8	16:27.809
10	7:04.064	5:33.123	52.496	38.445	126.4	23:31.873
11	2:00.954	38.223	48.767	33.964	205.5	25:32.827
12	1:51.003	33.880	45.376	31.747	227.0	27:23.830
13	1:46.044	31.572	43.473	30.999	229.9	29:09.874
14	1:54.285 B	31.309	42.640	40.336	229.4	31:04.159
15	4:50.789	3:30.569	48.725	31.495	170.7	35:54.948
16	1:44.785	31.400	42.634	30.751	229.4	37:39.733
17	1:44.386	31.097	42.503	30.786	231.8	39:24.119
18	2:35.352 B	31.055	1:16.509	47.788	231.3	41:59.471
19	4:45.840	3:24.993	48.527	32.320	161.1	46:45.311
20	1:47.395	32.719	43.228	31.448	220.5	48:32.706
21	1:44.900	31.326	42.701	30.873	231.3	50:17.606
22	1:44.465	31.351	42.410	30.704	229.9	52:02.071
23	1:44.352	31.111	42.465	30.776	230.3	53:46.423
24	1:52.443 B	31.237	42.597	38.609	229.4	55:38.866

11 STEPHANE
LSP F4 /Schulz F4

Lap	Time	Sector 1	Sector 2	Sector 3	T.Spd	Elapsed
1	2:37.713	1:09.899	51.692	36.122	123.3	2:37.713
2	1:53.977	34.468	46.056	33.453	227.9	4:31.690
3	1:48.926	32.526	44.061	32.339	231.3	6:20.616
4	1:46.639	31.879	43.421	31.339	231.8	8:07.255
5	1:49.069	32.923	44.589	31.557	223.2	9:56.324
6	1:46.989	31.319	44.100	31.570	235.8	11:43.313
7	1:44.876	31.191	42.719	30.966	236.3	13:28.189
8	1:45.928	31.049	43.501	31.378	235.3	15:14.117
9	1:46.438	31.361	43.356	31.721	233.8	17:00.555
10	1:45.200	31.415	42.646	31.139	233.8	18:45.755
11	1:45.491	31.235	42.707	31.549	233.8	20:31.246
12	1:45.132	31.272	42.817	31.043	232.8	22:16.378
13	1:44.583	31.162	42.434	30.987	234.8	24:00.961
14	1:44.772	31.115	42.638	31.019	236.3	25:45.733
15	1:44.827	31.357	42.462	31.008	236.9	27:30.560
16	1:51.519	31.188	48.578	31.753	235.3	29:22.079
17	2:03.300 B	31.338	48.124	43.838	233.8	31:25.379
18	7:11.080	5:35.412	58.100	37.568	107.4	38:36.459
19	2:03.167	34.790	51.058	37.319	229.9	40:39.626
20	2:03.587	45.763	45.848	31.976	232.3	42:43.213
21	1:47.652	31.714	44.328	31.610	235.8	44:30.865
22	1:45.107	31.374	42.761	30.972	237.4	46:15.972
23	1:46.226	31.000	43.250	31.976	237.4	48:02.198
24	1:44.189	31.172	42.287	30.730	238.4	49:46.387
25	1:43.634	30.773	42.254	30.607	238.4	51:30.021
26	1:44.170	30.754	42.276	31.140	236.9	53:14.191

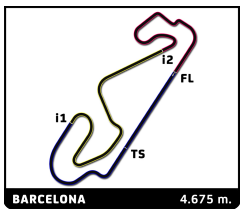

MOTOPARK TEST

CIRCUIT DE BARCELONA CATALUNYA -16-20 DECEMBER

Day 2 - Session 2 - Group 1

Sector Analysis

__ Invalidated Lap Personal Best Session Best **B** Crossing the pit lane

Lap	Time	Sector 1	Sector 2	Sector 3	T.Spd	Elapsed
27	1:44.175	30.843	42.392	30.940	235.8	54:58.366
28	1:43.621	30.932	41.937	30.752	234.3	56:41.987

12 CRAM 1
Cram F4

Lap	Time	Sector 1	Sector 2	Sector 3	T.Spd	Elapsed
1	4:00.086 B	2:25.350	48.372	46.364	128.8	4:00.086
2	2:35.286	1:19.310	44.313	31.663	155.8	6:35.372
3	1:46.418	31.935	43.414	31.069	226.0	8:21.790
4	1:44.861	31.336	42.844	30.681	227.9	10:06.651
5	1:44.603	31.232	42.762	30.609	228.9	11:51.254
6	1:44.529	31.088	42.779	30.662	229.4	13:35.783
7	1:44.925	31.163	42.899	30.863	228.9	15:20.708
8	1:45.160	31.282	42.843	31.035	228.4	17:05.868
9	1:45.248	31.345	42.842	31.061	228.4	18:51.116
10	1:45.381	31.438	42.933	31.010	228.9	20:36.497
11	1:45.775	31.553	43.041	31.181	228.4	22:22.272
12	1:46.365	31.600	43.197	31.568	228.4	24:08.637
13	1:46.247	31.623	43.232	31.392	227.4	25:54.884
14	1:46.382	31.635	43.433	31.314	228.4	27:41.266
15	1:47.012	31.742	43.813	31.457	227.9	29:28.278
16	2:01.546 B	31.750	48.283	41.513	227.4	31:29.824
17	7:53.147	6:34.208	46.837	32.102	124.7	39:22.971
18	1:55.326	34.302	48.932	32.092	213.6	41:18.297
19	1:43.986	31.132	42.525	30.329	228.4	43:02.283
20	1:50.666	31.000	44.878	34.788	230.3	44:52.949
21	1:44.085	31.111	42.567	30.407	228.9	46:37.034
22	1:43.843	31.052	42.338	30.453	230.3	48:20.877
23	1:50.383	33.008	46.005	31.370	230.8	50:11.260
24	1:44.461	31.171	42.583	30.707	229.9	51:55.721
25	1:44.170	30.985	42.393	30.792	228.9	53:39.891
26	1:52.404 B	31.655	43.846	36.903	228.4	55:32.295

13 CRAM 2
Cram F4

Lap	Time	Sector 1	Sector 2	Sector 3	T.Spd	Elapsed
1	14:34.840	...	52.958	36.210	143.1	14:34.840
2	1:55.806	35.773	46.762	33.271	211.1	16:30.646
3	2:00.874	40.747	47.786	32.341	204.0	18:31.520
4	1:46.475	31.987	43.296	31.192	226.5	20:17.995
5	1:46.738	31.500	43.955	31.283	227.4	22:04.733
6	1:45.385	31.552	42.914	30.919	227.9	23:50.118
7	1:45.195	31.283	42.884	31.028	227.9	25:35.313
8	1:45.221	31.470	42.833	30.918	226.0	27:20.534
9	1:45.152	31.475	42.860	30.817	226.0	29:05.686
10	1:56.756 B	31.558	44.248	40.950	226.0	31:02.442
11	8:00.587	6:32.804	53.673	34.110	136.6	39:03.029
12	1:49.717	32.816	45.408	31.493	221.9	40:52.746
13	1:46.644	32.228	43.545	30.871	229.9	42:39.390
14	1:45.179	31.161	43.106	30.912	229.9	44:24.569
15	1:44.490	31.107	42.712	30.671	228.9	46:09.059
16	1:44.336	31.030	42.555	30.751	227.9	47:53.395
17	1:44.154	31.136	42.409	30.609	227.9	49:37.549
18	1:44.608	31.302	42.559	30.747	227.9	51:22.157
19	1:45.912	31.348	43.534	31.030	228.9	53:08.069
20	1:53.733 B	32.016	44.160	37.557	228.4	55:01.802

14 Viola 1
Viola F4

Lap	Time	Sector 1	Sector 2	Sector 3	T.Spd	Elapsed
1	3:50.759	2:26.325	49.438	34.996	140.5	3:50.759
2	1:51.273	33.052	45.900	32.321	217.4	5:42.032
3	1:47.459	31.985	43.531	31.943	225.1	7:29.491
4	1:46.738	31.923	43.313	31.502	224.6	9:16.229
5	1:49.029	32.525	44.837	31.667	219.6	11:05.258
6	1:46.069	31.724	43.049	31.296	226.5	12:51.327
7	1:46.312	31.540	43.164	31.608	227.0	14:37.639
8	1:46.578	31.902	43.020	31.656	226.5	16:24.217
9	1:46.268	31.815	43.091	31.362	224.2	18:10.485
10	1:46.251	31.674	42.926	31.651	224.2	19:56.736
11	1:46.017	31.718	42.894	31.405	224.2	21:42.753
12	1:46.482	31.753	43.201	31.528	224.2	23:29.235
13	1:58.142 B	31.734	44.432	41.976	224.6	25:27.377
14	6:39.248 B	5:05.902	49.461	43.885	134.7	32:06.625
15	3:43.217	2:25.493	45.756	31.968	166.7	35:49.842
16	1:46.723	31.903	43.254	31.566	225.1	37:36.565
17	1:48.764	32.519	43.367	32.878	226.0	39:25.329
18	1:47.118	32.277	43.263	31.578	227.0	41:12.447
19	1:46.478	31.692	43.158	31.628	226.0	42:58.925
20	1:46.428	31.714	43.213	31.501	227.0	44:45.353
21	1:46.419	31.747	43.135	31.537	226.0	46:31.772
22	1:47.350	32.600	43.184	31.566	226.0	48:19.122
23	1:46.734	31.783	43.297	31.654	227.0	50:05.856
24	1:55.865 B	32.598	44.313	38.954	226.0	52:01.721

15 Viola 2
Viola F4

Lap	Time	Sector 1	Sector 2	Sector 3	T.Spd	Elapsed
1	4:06.646	2:32.714	55.038	38.894	118.9	4:06.646
2	2:04.534	38.329	51.453	34.752	166.2	6:11.180
3	1:54.958	34.459	46.608	33.891	214.0	8:06.138
4	1:54.667	34.137	46.803	33.727	219.6	10:00.805
5	1:54.100	33.694	46.806	33.600	220.5	11:54.905
6	1:51.406	32.943	44.643	33.820	221.9	13:46.311
7	1:49.383	32.541	44.367	32.475	222.8	15:35.694
8	1:48.528	32.325	44.143	32.060	223.2	17:24.222
9	1:49.290	32.239	43.918	33.133	222.8	19:13.512
10	1:48.060	32.408	43.732	31.920	224.2	21:01.572
11	1:47.637	32.045	43.731	31.861	223.2	22:49.209
12	1:47.664	32.040	43.751	31.873	223.2	24:36.873
13	1:47.724	32.079	43.729	31.916	223.7	26:24.597
14	7:27.224 B	32.058	6:02.220	52.946	224.2	33:51.821
15	4:15.738	2:42.683	56.760	36.295	105.2	38:07.559
16	2:04.971	35.920	50.202	38.849	214.4	40:12.530
17	1:53.916	34.065	46.687	33.164	217.0	42:06.446
18	1:53.199	32.991	45.546	34.662	221.9	43:59.645
19	1:50.362	33.160	44.789	32.413	223.2	45:50.007
20	1:49.032	32.410	44.062	32.560	225.1	47:39.039
21	1:48.529	32.324	44.038	32.167	224.2	49:27.568
22	1:48.162	32.103	43.797	32.262	224.6	51:15.730
23	1:48.304	32.383	43.707	32.214	223.7	53:04.034
24	2:04.281 B	33.790	47.025	43.466	224.6	55:08.315

17 ART 4
ART F4

Lap	Time	Sector 1	Sector 2	Sector 3	T.Spd	Elapsed
1	2:15.385	53.461	48.583	33.341	128.1	2:15.385
2	1:50.670	33.239	44.510	32.921	217.9	4:06.055
3	1:49.229	32.620	44.559	32.050	218.8	5:55.284

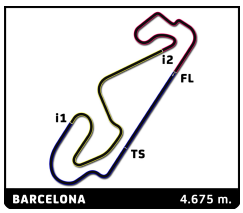

MOTOPARK TEST

CIRCUIT DE BARCELONA CATALUNYA -16-20 DECEMBER

Day 2 - Session 2 - Group 1

Sector Analysis

__ Invalidated Lap Personal Best Session Best **B** Crossing the pit lane

Lap	Time	Sector 1	Sector 2	Sector 3	T.Spd	Elapsed
4	1:47.984	33.527	43.420	31.037	225.6	7:43.268
5	1:47.268	32.874	43.403	30.991	226.0	9:30.536
6	1:45.730	31.610	43.216	30.904	227.4	11:16.266
7	1:45.091	31.493	42.760	30.838	223.7	13:01.357
8	1:45.141	31.457	42.852	30.832	224.2	14:46.498
9	1:44.923	31.375	42.796	30.752	224.2	16:31.421
10	1:53.603 B	31.453	43.011	39.139	222.8	18:25.024
11	12:25.343 B	...	52.083	46.049	136.4	30:50.367
12	7:50.796	6:31.766	46.583	32.447	156.2	38:41.163
13	1:47.720	33.220	43.675	30.825	220.5	40:28.883
14	1:44.099	31.235	42.510	30.354	227.4	42:12.982
15	1:43.432	30.993	42.078	30.361	227.0	43:56.414
16	1:43.515	30.862	42.384	30.269	228.9	45:39.929
17	1:44.122	31.059	42.493	30.570	228.9	47:24.051
18	1:47.856	34.061	43.143	30.652	193.5	49:11.907
19	1:43.633	31.197	42.062	30.374	224.2	50:55.540
20	1:43.946	30.996	42.300	30.650	224.2	52:39.486
21	1:44.081	31.251	42.183	30.647	224.2	54:23.567
22	1:55.194 B	31.446	42.966	40.782	224.2	56:18.761

18 ART5

ART F4

Lap	Time	Sector 1	Sector 2	Sector 3	T.Spd	Elapsed
1	2:28.508	1:05.758	48.821	33.929	125.4	2:28.508
2	1:46.600	32.304	43.278	31.018	222.3	4:15.108
3	1:45.630	31.576	43.148	30.906	225.6	6:00.738
4	1:45.711	32.309	42.609	30.793	226.0	7:46.449
5	1:47.217	32.250	44.019	30.948	226.0	9:33.666
6	1:45.914	32.245	42.862	30.807	228.9	11:19.580
7	1:45.842	31.328	42.849	31.665	228.4	13:05.422
8	1:44.979	31.438	42.812	30.729	227.0	14:50.401
9	1:53.508 B	31.359	42.866	39.283	230.8	16:43.909
10	14:07.888 B	...	52.319	46.619	139.9	30:51.797
11	5:09.409	3:49.110	46.457	33.842	161.3	36:01.206
12	1:47.779	32.956	43.892	30.931	217.9	37:48.985
13	1:45.511	32.053	43.005	30.453	226.0	39:34.496
14	1:44.205	31.115	42.460	30.630	225.6	41:18.701
15	1:44.281	31.122	42.572	30.587	230.3	43:02.982
16	1:44.693	31.105	43.029	30.559	227.9	44:47.675
17	1:44.211	31.250	42.232	30.729	225.1	46:31.886
18	1:45.361	31.509	43.094	30.758	224.6	48:17.247
19	1:56.237 B	31.409	42.548	42.280	224.2	50:13.484

19 Argenti 1

Argenti F4

Lap	Time	Sector 1	Sector 2	Sector 3	T.Spd	Elapsed
1	3:16.636	1:43.731	54.500	38.405	109.0	3:16.636
2	2:04.452	36.103	52.535	35.814	218.3	5:21.088
3	1:56.974	36.109	47.395	33.470	220.5	7:18.062
4	1:52.723	34.623	45.793	32.307	202.5	9:10.785
5	1:58.664	32.633	49.997	36.034	224.6	11:09.449
6	1:47.278	32.208	43.823	31.247	226.5	12:56.727
7	1:45.979	31.714	43.305	30.960	228.4	14:42.706
8	2:00.442	31.463	50.765	38.214	228.4	16:43.148
9	1:46.335	31.874	43.411	31.050	226.5	18:29.483
10	1:45.873	31.523	43.173	31.177	228.4	20:15.356
11	1:55.404	37.559	45.960	31.885	227.4	22:10.760
12	1:46.439	31.897	43.254	31.288	227.0	23:57.199
13	1:59.692 B	31.742	46.581	41.369	227.9	25:56.891
14	10:32.332	9:07.457	49.123	35.752	155.5	36:29.223
15	1:50.711	33.419	45.267	32.025	220.5	38:19.934
16	1:47.640	32.035	43.790	31.815	226.0	40:07.574
17	1:45.904	31.610	43.236	31.058	224.6	41:53.478
18	1:45.870	31.703	43.114	31.053	226.5	43:39.348
19	1:45.797	31.606	43.190	31.001	226.0	45:25.145
20	1:45.760	31.557	43.078	31.125	226.0	47:10.905
21	1:46.411	31.704	43.289	31.418	227.0	48:57.316
22	1:45.680	31.495	43.055	31.130	226.5	50:42.996
23	1:46.945	31.596	43.187	32.162	226.0	52:29.941
24	2:05.845 B	34.859	48.124	42.862	219.2	54:35.786

20 Argenti 2

Argenti F4

Lap	Time	Sector 1	Sector 2	Sector 3	T.Spd	Elapsed
1	3:57.461	2:14.683	1:00.116	42.662	111.2	3:57.461
2	2:23.355	43.860	59.070	40.425	162.8	6:20.816
3	1:54.360	35.777	46.056	32.527	200.6	8:15.176
4	1:46.971	32.143	43.484	31.344	228.9	10:02.147
5	1:46.043	32.139	42.979	30.925	231.8	11:48.190
6	1:45.050	31.473	42.648	30.929	228.9	13:33.240
7	1:44.804	31.341	42.630	30.833	229.9	15:18.044
8	1:44.862	31.392	42.669	30.801	227.0	17:02.906
9	1:44.759	31.332	42.694	30.733	228.9	18:47.665
10	1:44.985	31.430	42.647	30.908	229.4	20:32.650
11	1:45.070	31.356	42.713	31.001	228.4	22:17.720
12	1:46.220	31.720	43.196	31.304	230.8	24:03.940
13	1:46.876	31.649	43.622	31.605	227.0	25:50.816
14	1:48.288	32.036	44.289	31.963	225.1	27:39.104
15	1:58.111 B	32.420	46.110	39.581	225.1	29:37.215
16	7:13.991	5:52.000	48.318	33.673	160.8	36:51.206
17	1:51.080	32.790	45.267	33.023	223.2	38:42.286
18	1:49.273	32.894	44.626	31.753	226.5	40:31.559
19	1:47.949	31.825	43.802	32.322	227.0	42:19.508
20	2:01.193 B	32.193	47.154	41.846	216.1	44:20.701
21	4:09.540	2:48.977	45.531	35.032	97.8	48:30.241
22	1:51.811	34.597	45.498	31.716	229.4	50:22.052
23	1:52.618	31.881	47.160	33.577	227.9	52:14.670
24	1:48.630	31.920	44.129	32.581	228.4	54:03.300
25	1:58.276 B	32.014	45.288	40.974	227.0	56:01.576

21 AKM 1

AKM F4

Lap	Time	Sector 1	Sector 2	Sector 3	T.Spd	Elapsed
1	3:59.109	2:38.341	48.019	32.749	152.3	3:59.109
2	1:50.918	33.793	44.401	32.724	214.9	5:50.027
3	1:46.300	32.550	43.194	30.556	216.1	7:36.327
4	1:43.397	30.982	41.991	30.424	228.9	9:19.724
5	1:43.886	30.906	42.362	30.618	229.9	11:03.610
6	1:44.440	31.170	42.715	30.555	231.3	12:48.050
7	1:43.779	31.069	42.141	30.569	227.4	14:31.829
8	1:48.461 B	31.057	42.417	34.987	227.9	16:20.290
9	21:03.619	...	50.082	34.413	154.0	37:23.909
10	1:51.682	34.342	45.326	32.014	209.5	39:15.591
11	1:46.434	32.129	43.783	30.522	220.5	41:02.025
12	1:43.381	30.968	42.261	30.152	227.9	42:45.406
13	1:43.530	30.825	42.536	30.169	229.9	44:28.936
14	1:43.298	30.804	42.201	30.293	229.4	46:12.234
15	1:43.506	30.889	42.234	30.383	229.9	47:55.740

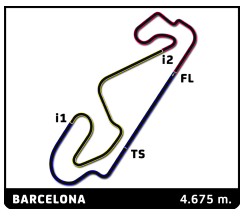

MOTOPARK TEST

CIRCUIT DE BARCELONA CATALUNYA -16-20 DECEMBER

Day 2 - Session 2 - Group 1

Sector Analysis

__ Invalidated Lap Personal Best Session Best **B** Crossing the pit lane

Lap	Time	Sector 1	Sector 2	Sector 3	T.Spd	Elapsed
16	1:56.812	35.054	50.113	31.645	206.7	49:52.552
17	1:43.453	31.066	42.092	30.295	227.9	51:36.005
18	1:45.811	30.871	42.944	31.996	227.9	53:21.816
19	1:52.923 B	31.119	42.304	39.500	227.9	55:14.739

22 AKM 2
AKM F4

Lap	Time	Sector 1	Sector 2	Sector 3	T.Spd	Elapsed
1	3:57.859	2:27.153	53.293	37.413	125.8	3:57.859
2	1:55.463	35.658	46.734	33.071	214.9	5:53.322
3	1:48.163	32.275	43.899	31.989	223.7	7:41.485
4	1:53.966	34.604	46.564	32.798	226.0	9:35.451
5	1:47.268	31.873	43.825	31.570	227.0	11:22.719
6	1:47.720	32.124	43.561	32.035	225.6	13:10.439
7	1:49.059	32.631	44.490	31.938	226.0	14:59.498
8	1:57.377 B	32.326	43.954	41.097	226.0	16:56.875
9	19:53.152	...	56.113	38.705	106.9	36:50.027
10	2:00.429	39.751	47.495	33.183	181.8	38:50.456
11	1:51.024	34.187	44.738	32.099	224.2	40:41.480
12	1:53.933	36.250	45.572	32.111	226.5	42:35.413
13	1:44.850	31.469	42.594	30.787	229.9	44:20.263
14	1:44.228	31.053	42.382	30.793	227.9	46:04.491
15	1:43.767	31.064	42.024	30.679	227.9	47:48.258
16	1:43.670	30.952	42.186	30.532	227.0	49:31.928
17	1:46.782	30.919	42.738	33.125	227.9	51:18.710
18	2:06.768 B	35.026	47.746	43.996	210.3	53:25.478

23 PHM 1
PHM F4

Lap	Time	Sector 1	Sector 2	Sector 3	T.Spd	Elapsed
1	3:23.316	1:55.670	52.370	35.276	125.0	3:23.316
2	1:53.521	34.380	46.284	32.857	201.0	5:16.837
3	1:48.958	32.561	44.807	31.590	220.1	7:05.795
4	1:45.761	31.716	43.245	30.800	225.1	8:51.556
5	1:48.010	32.691	44.632	30.687	225.6	10:39.566
6	1:43.920	31.123	42.358	30.439	227.0	12:23.486
7	1:43.835	31.050	42.445	30.340	227.0	14:07.321
8	1:43.800	31.028	42.362	30.410	227.4	15:51.121
9	1:49.860 B	31.390	42.622	35.848	225.1	17:40.981
10	10:05.265	8:33.322	56.158	35.785	144.6	27:46.246
11	1:53.469	34.794	46.085	32.590	194.8	29:39.715
12	2:02.648 B	32.043	45.655	44.950	222.3	31:42.363
13	5:26.122	4:10.504	44.552	31.066	163.7	37:08.485
14	1:43.946	31.282	42.464	30.200	227.4	38:52.431
15	1:44.585	31.995	42.390	30.200	227.0	40:37.016
16	1:42.604	30.685	41.729	30.190	228.4	42:19.620
17	1:42.159	30.476	41.683	30.000	228.9	44:01.779
18	1:44.360	30.730	42.876	30.754	227.4	45:46.139
19	1:48.010 B	30.677	41.893	35.440	227.0	47:34.149
20	2:55.625	1:42.657	42.617	30.351	167.3	50:29.774
21	1:43.008	30.911	41.889	30.208	227.0	52:12.782
22	1:48.569 B	30.781	42.201	35.587	229.4	54:01.351

24 PHM 2
PHM F4

Lap	Time	Sector 1	Sector 2	Sector 3	T.Spd	Elapsed
1	3:24.388	1:57.751	51.603	35.034	120.9	3:24.388
2	1:53.923	34.674	46.214	33.035	204.4	5:18.311
3	1:51.003	33.450	45.327	32.226	224.6	7:09.314
4	1:49.412	33.230	44.279	31.903	217.0	8:58.726
5	1:47.910	32.113	44.084	31.713	225.1	10:46.636
6	1:46.787	31.922	43.511	31.354	226.5	12:33.423
7	1:46.741	31.811	43.605	31.325	225.6	14:20.164
8	1:46.095	31.730	43.232	31.133	227.0	16:06.259
9	1:46.214	31.658	43.326	31.230	227.4	17:52.473
10	1:56.320 B	31.573	43.302	41.445	226.5	19:48.793
11	9:38.701	8:06.671	55.429	36.601	135.7	29:27.494
12	2:05.175 B	35.482	48.690	41.003	209.5	31:32.669
13	4:49.070	3:31.200	45.775	32.095	153.8	36:21.739
14	1:49.796	32.292	44.222	33.282	221.4	38:11.535
15	1:45.394	31.487	43.030	30.877	229.4	39:56.929
16	1:46.261	31.586	43.612	31.063	231.3	41:43.190
17	1:44.896	31.432	42.754	30.710	227.9	43:28.086
18	1:44.420	31.108	42.555	30.757	228.9	45:12.506
19	1:44.198	31.103	42.473	30.622	228.4	46:56.704
20	1:44.014	31.100	42.330	30.584	227.4	48:40.718
21	1:44.276	31.143	42.509	30.624	228.4	50:24.994
22	1:44.873	31.279	43.029	30.565	230.3	52:09.867
23	1:44.624	31.301	42.545	30.778	227.4	53:54.491
24	1:50.710 B	31.287	42.585	36.838	226.5	55:45.201

25 KIC
KIC FR

Lap	Time	Sector 1	Sector 2	Sector 3	T.Spd	Elapsed
1	2:42.082	1:03.568	58.427	40.087	127.6	2:42.082
2	2:11.410	39.783	51.830	39.797	136.9	4:53.492
3	2:11.599	39.996	49.321	42.282	146.9	7:05.091
4	2:40.465	1:21.366	46.924	32.175	168.0	9:45.556
5	1:42.783	30.206	40.803	31.774	237.9	11:28.339
6	1:48.187 B	29.666	40.338	38.183	237.9	13:16.526
7	2:35.112	1:07.495	58.165	29.452	82.1	15:51.638
8	1:40.077	29.651	40.290	30.136	238.4	17:31.715
9	1:38.630	29.582	40.001	29.047	236.9	19:10.345
10	1:38.016	29.365	39.864	28.787	237.9	20:48.361
11	1:38.132	29.276	39.921	28.935	238.9	22:26.493
12	1:49.446 B	29.547	41.155	38.744	238.4	24:15.939
13	11:45.142	...	53.369	36.522	137.8	36:01.081
14	2:00.746	37.728	47.460	35.558	179.1	38:01.827
15	2:14.778	37.000	54.507	43.271	151.4	40:16.605
16	1:53.029	34.723	47.972	30.334	151.0	42:09.634
17	1:44.844	29.915	40.689	34.240	237.9	43:54.478
18	1:38.344	29.552	39.881	28.911	237.9	45:32.822
19	1:38.254	29.351	39.978	28.925	237.9	47:11.076
20	1:44.801	29.361	40.135	35.305	237.4	48:55.877
21	1:38.381	29.512	39.917	28.952	236.9	50:34.258
22	1:53.172	29.504	48.000	35.668	237.9	52:27.430
23	1:38.732	29.498	40.051	29.183	236.9	54:06.162
24	1:48.986 B	29.573	40.473	38.940	238.9	55:55.148

27 ASM 27
ASM F4

Lap	Time	Sector 1	Sector 2	Sector 3	T.Spd	Elapsed
1	3:02.619	1:35.781	51.612	35.226	148.3	3:02.619
2	1:53.754	35.007	45.682	33.065	219.6	4:56.373
3	1:47.802	32.352	43.973	31.477	226.0	6:44.175
4	1:46.010	31.781	43.010	31.219	229.4	8:30.185
5	1:45.011	31.503	42.676	30.832	228.9	10:15.196
6	1:44.463	31.346	42.408	30.709	229.4	11:59.659
7	1:44.431	30.752	42.718	30.961	229.9	13:44.090

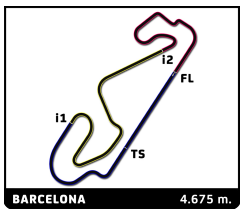

MOTOPARK TEST

CIRCUIT DE BARCELONA CATALUNYA -16-20 DECEMBER

Day 2 - Session 2 - Group 1

Sector Analysis

__ Invalidated Lap Personal Best Session Best **B** Crossing the pit lane

Lap	Time	Sector 1	Sector 2	Sector 3	T.Spd	Elapsed
8	1:45.755	31.207	42.522	32.026	229.9	15:29.845
9	1:51.590 B	32.303	43.100	36.187	223.7	17:21.435
10	9:35.172	8:07.401	52.090	35.681	117.2	26:56.607
11	1:55.166	34.203	47.530	33.433	223.7	28:51.773
12	2:00.811 B	32.540	44.994	43.277	222.8	30:52.584
13	4:46.498	3:30.629	44.365	31.504	154.9	35:39.082
14	1:45.172	31.474	42.632	31.066	227.9	37:24.254
15	1:44.106	31.240	42.222	30.644	230.3	39:08.360
16	1:43.142	30.329	42.344	30.469	230.8	40:51.502
17	1:46.778	33.290	42.847	30.641	230.8	42:38.280
18	1:43.738	30.907	42.436	30.395	231.3	44:22.018
19	1:44.190	30.873	42.645	30.672	231.3	46:06.208
20	1:55.198	31.144	51.138	32.916	231.3	48:01.406
21	1:43.989	31.075	42.405	30.509	231.3	49:45.395
22	1:50.798 B	31.415	43.712	35.671	230.8	51:36.193

28 Elite GB4 1

Elite GB4

Lap	Time	Sector 1	Sector 2	Sector 3	T.Spd	Elapsed
1	3:28.227	2:02.772	50.848	34.607	137.6	3:28.227
2	1:53.943	36.295	45.511	32.137	177.9	5:22.170
3	1:47.492	32.702	43.773	31.017	224.6	7:09.662
4	1:44.656	31.881	42.242	30.533	225.1	8:54.318
5	1:43.558	31.067	42.028	30.463	225.1	10:37.876
6	1:43.506	31.051	42.062	30.393	225.1	12:21.382
7	1:43.835	30.988	42.187	30.660	225.1	14:05.217
8	1:53.583	34.065	47.771	31.747	225.6	15:58.800
9	1:44.762	31.308	42.534	30.920	225.1	17:43.562
10	1:44.239	31.201	42.387	30.651	225.1	19:27.801
11	2:03.013 B	31.889	48.280	42.844	224.6	21:30.814
12	8:03.556	6:46.315	45.385	31.856	104.8	29:34.370
13	2:05.708 B	31.762	50.823	43.123	223.2	31:40.078
14	4:12.219	2:56.112	44.720	31.387	167.8	35:52.297
15	1:44.714	31.434	42.568	30.712	224.2	37:37.011
16	1:44.232	31.305	42.317	30.610	225.6	39:21.243
17	1:44.391	30.849	42.878	30.664	224.6	41:05.634
18	1:43.920	31.002	42.492	30.426	225.1	42:49.554
19	1:43.494	30.877	42.140	30.477	224.6	44:33.048
20	1:49.394	30.936	46.173	32.285	224.6	46:22.442
21	1:44.084	31.016	42.397	30.671	225.1	48:06.526
22	2:05.231 B	35.173	45.940	44.118	213.6	50:11.757

30 SEBASTIEN

Formula Motorsport F3R

Lap	Time	Sector 1	Sector 2	Sector 3	T.Spd	Elapsed
1	2:30.958	55.942	56.185	38.831	108.7	2:30.958
2	1:57.053	35.747	47.457	33.849	214.9	4:28.011
3	1:48.737	32.875	44.132	31.730	228.4	6:16.748
4	1:45.870	31.536	43.434	30.900	232.8	8:02.618
5	1:43.758	31.120	42.047	30.591	233.3	9:46.376
6	1:43.032	30.683	41.791	30.558	234.8	11:29.408
7	1:42.598	30.637	41.662	30.299	234.8	13:12.006
8	1:42.521	30.741	41.621	30.159	235.8	14:54.527
9	1:43.184	30.743	41.667	30.774	234.3	16:37.711
10	1:49.058 B	30.704	41.887	36.467	234.3	18:26.769
11	6:18.086	5:05.035	42.342	30.709	176.5	24:44.855
12	1:44.271	31.311	42.165	30.795	229.9	26:29.126
13	1:42.991	30.973	41.852	30.166	231.3	28:12.117
14	1:45.474	31.827	43.240	30.407	230.3	29:57.591
15	2:06.845 B	32.761	51.210	42.874	231.8	32:04.436
16	3:53.658	2:39.822	42.487	31.349	174.8	35:58.094
17	1:44.045	32.087	41.754	30.204	230.3	37:42.139
18	1:43.470	31.136	41.680	30.654	233.3	39:25.609
19	1:42.793	30.828	41.868	30.097	234.3	41:08.402
20	1:42.302	30.615	41.586	30.101	232.3	42:50.704
21	1:42.903	30.558	41.682	30.663	234.3	44:33.607
22	1:43.034	30.824	41.897	30.313	235.3	46:16.641
23	1:42.975	30.675	41.901	30.399	234.8	47:59.616
24	1:42.165	30.629	41.354	30.182	232.8	49:41.781
25	1:42.419	30.732	41.553	30.134	232.3	51:24.200
26	1:42.533	30.471	41.980	30.082	233.8	53:06.733
27	1:42.004	30.763	41.298	29.943	231.8	54:48.737
28	1:59.759 B	32.561	43.181	44.017	230.8	56:48.496