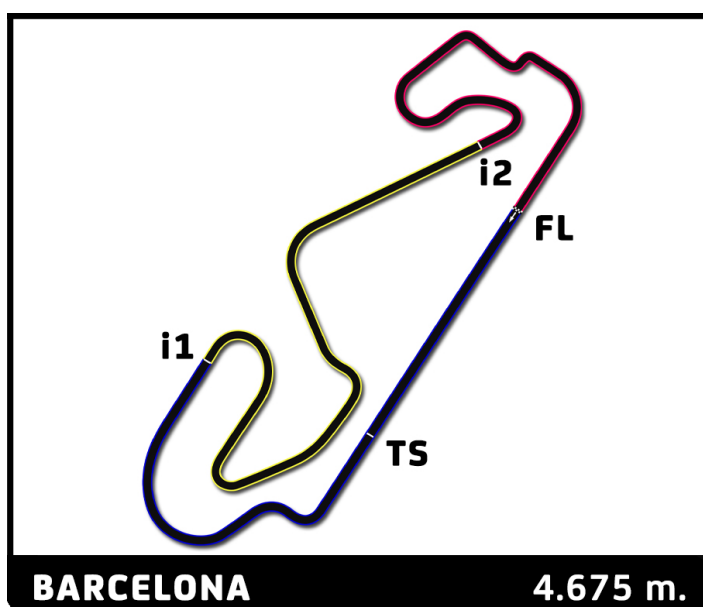


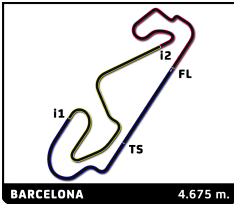
CIRCUIT DE BARCELONA CATALUNYA -16-20

DECEMBER

MOTOPARK TEST

Results Booklet





MOTOPARK TEST

CIRCUIT DE BARCELONA CATALUNYA -16-20 DECEMBER

Day 2 - Session 1 - Group 2

Classification

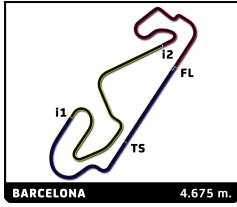
No	Driver	Nat	Team	Car	Cl.	Time	Lap	Total	Gap	Kph
1	92	Porteiro 1	Porteiro F3		F3	1:27.600	15	16	-	- 192.1
2	91	Jenzer 1	Jenzer F3		F3	1:28.521	12	17	+0.921	+0.921 190.1
3	87	Rodin 2	Rodin F3		F3	1:29.257	15	18	+1.657	+0.736 188.6
4	86	Rodin 1	Rodin F3		F3	1:29.569	13	17	+1.969	+0.312 187.9
5	89	ART 1	ART F3		F3	1:30.442	18	19	+2.842	+0.873 186.1
6	102	Motopark 2	Motopark EFO		EFO	1:30.526	12	13	+2.926	+0.084 185.9
7	103	Motopark 3	Motopark EFO		EFO	1:30.842	15	17	+3.242	+0.316 185.3
8	104	Motopark 4	Motopark EFO		EFO	1:30.902	10	12	+3.302	+0.060 185.1
9	105	Motopark 5	Motopark EFO		EFO	1:31.041	11	12	+3.441	+0.139 184.9
10	101	Motopark 1	Motopark EFO		EFO	1:32.140	10	13	+4.540	+1.099 182.7
11	90	ART 2	ART F3		F3	1:32.635	15	15	+5.035	+0.495 181.7
12	106	Motopark 6	Motopark EFO		EFO	1:33.983	11	12	+6.383	+1.348 179.1
13	93	Elite GB3 1	Elite GB3		GB3	1:35.145	13	17	+7.545	+1.162 176.9
14	94	Elite GB3 2	Elite GB3		GB3	1:35.427	14	17	+7.827	+0.282 176.4
15	88	STK 1	STK Melnik EFO		EFO	1:39.210	19	21	+11.610	+3.783 169.6

Fastest Lap: Lap 15 | Porteiro 1 | **1:27.600** | 192.1 Kph

Published at:

Track Status: **DRY**

--	--



MOTOPARK TEST

CIRCUIT DE BARCELONA CATALUNYA -16-20 DECEMBER

Day 2 - Session 1 - Group 2

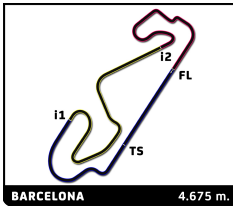
Classification by Class

No Driver	Nat	Team	Car	Time	Lap Total	Gap	Kph
F3							
1	92	Porteiro 1	Porteiro F3	1:27.600	15	16	192.1
2	91	Jenzer 1	Jenzer F3	1:28.521	12	17	+0.921 +0.921 190.1
3	87	Rodin 2	Rodin F3	1:29.257	15	18	+1.657 +0.736 188.6
4	86	Rodin 1	Rodin F3	1:29.569	13	17	+1.969 +0.312 187.9
5	89	ART 1	ART F3	1:30.442	18	19	+2.842 +0.873 186.1
6	90	ART 2	ART F3	1:32.635	15	15	+5.035 +2.193 181.7
EFO							
1	102	Motopark 2	Motopark EFO	1:30.526	12	13	185.9
2	103	Motopark 3	Motopark EFO	1:30.842	15	17	+0.316 +0.316 185.3
3	104	Motopark 4	Motopark EFO	1:30.902	10	12	+0.376 +0.060 185.1
4	105	Motopark 5	Motopark EFO	1:31.041	11	12	+0.515 +0.139 184.9
5	101	Motopark 1	Motopark EFO	1:32.140	10	13	+1.614 +1.099 182.7
6	106	Motopark 6	Motopark EFO	1:33.983	11	12	+3.457 +1.843 179.1
7	88	STK 1	STK Melnik EFO	1:39.210	19	21	+8.684 +5.227 169.6
GB3							
1	93	Elite GB3 1	Elite GB3	1:35.145	13	17	176.9
2	94	Elite GB3 2	Elite GB3	1:35.427	14	17	+0.282 +0.282 176.4

Published at:

Track Status: **DRY**

--	--



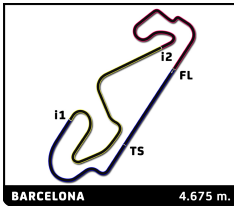
MOTOPARK TEST

CIRCUIT DE BARCELONA CATALUNYA - 16-20 DECEMBER

Day 2 - Session 1 - Group 2

Best Top Speed

No Driver	Team	Class	Top 1		Top 2		Top 3		Top 4		Top 5		Avg	
			Kph	Lap	Kph	Lap	Kph	Lap	Kph	Lap	Kph	Lap		
86	Rodin 1	Rodin F3	F3	280.2	13	276.6	15	276.6	8	276.6	4	275.9	17	277.2
92	Porteiro 1	Porteiro F3	F3	278.8	9	278.1	15	278.1	11	277.3	4	266.5	5	275.8
87	Rodin 2	Rodin F3	F3	276.6	18	276.6	16	275.9	15	275.9	13	275.2	6	276.0
91	Jenzer 1	Jenzer F3	F3	275.9	4	274.5	12	274.5	8	274.5	3	272.5	16	274.4
90	ART 2	ART F3	F3	255.8	9	255.2	8	254.6	4	254.0	15	254.0	6	254.7
89	ART 1	ART F3	F3	254.6	18	254.0	4	253.4	16	253.4	9	252.8	8	253.6
93	Elite GB3 1	Elite GB3	GB3	246.5	8	244.3	13	243.8	17	243.2	16	242.7	6	244.1
102	Motopark 2	Motopark EFO	EFO	243.8	12	240.5	13	238.9	11	237.9	7	237.4	4	239.7
94	Elite GB3 2	Elite GB3	GB3	243.2	14	242.7	15	242.1	13	242.1	8	242.1	7	242.4
101	Motopark 1	Motopark EFO	EFO	240.0	6	238.9	5	238.9	4	238.4	12	238.4	10	238.9
103	Motopark 3	Motopark EFO	EFO	238.9	16	238.4	15	237.9	9	237.4	10	236.3	5	237.8
106	Motopark 6	Motopark EFO	EFO	237.9	8	236.3	6	235.8	11	235.8	10	235.8	7	236.3
104	Motopark 4	Motopark EFO	EFO	237.4	11	237.4	10	236.9	6	236.9	5	235.3	12	236.8
105	Motopark 5	Motopark EFO	EFO	236.9	6	236.3	5	235.8	4	235.3	11	235.3	10	235.9
88	STK 1	STK Melnik EFO	EFO	234.8	7	234.3	14	234.3	12	234.3	11	233.8	10	234.3



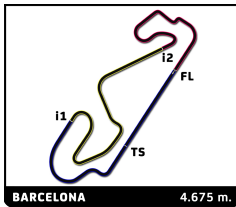
MOTOPARK TEST

CIRCUIT DE BARCELONA CATALUNYA -16-20 DECEMBER

Day 2 - Session 1 - Group 2

Best Sector Times

Sector 1			Sector 2			Sector 3			Ideal Lap	Best Lap	
Pos	No Driver	Time	No Driver	Time	No Driver	Time	Pos	No Driver			
1	92 Porteiro 1	26.083	92 Porteiro 1	35.737	92 Porteiro 1	25.780	1	92 Porteiro 1	1:27.600	1:27.600	(1)
2	91 Jenzer 1	26.218	91 Jenzer 1	36.123	91 Jenzer 1	26.180	2	91 Jenzer 1	1:28.521	1:28.521	(2)
3	87 Rodin 2	26.262	87 Rodin 2	36.451	87 Rodin 2	26.296	3	87 Rodin 2	1:29.009	1:29.257	(3)
4	86 Rodin 1	26.323	89 ART 1	36.665	102 Motopark 2	26.367	4	86 Rodin 1	1:29.565	1:29.569	(4)
5	89 ART 1	27.044	103 Motopark 3	36.779	105 Motopark 5	26.392	5	89 ART 1	1:30.357	1:30.442	(5)
6	102 Motopark 2	27.333	104 Motopark 4	36.781	103 Motopark 3	26.406	6	102 Motopark 2	1:30.514	1:30.526	(6)
7	103 Motopark 3	27.541	86 Rodin 1	36.809	104 Motopark 4	26.415	7	103 Motopark 3	1:30.726	1:30.842	(7)
8	104 Motopark 4	27.556	102 Motopark 2	36.814	86 Rodin 1	26.433	8	104 Motopark 4	1:30.752	1:30.902	(8)
9	90 ART 2	27.611	105 Motopark 5	36.814	89 ART 1	26.648	9	105 Motopark 5	1:30.961	1:31.041	(9)
10	105 Motopark 5	27.755	101 Motopark 1	37.334	101 Motopark 1	26.863	10	101 Motopark 1	1:32.030	1:32.140	(10)
11	101 Motopark 1	27.833	90 ART 2	37.583	106 Motopark 6	27.234	11	90 ART 2	1:32.635	1:32.635	(11)
12	93 Elite GB3 1	28.328	106 Motopark 6	38.144	90 ART 2	27.441	12	106 Motopark 6	1:33.772	1:33.983	(12)
13	106 Motopark 6	28.394	93 Elite GB3 1	38.715	93 Elite GB3 1	27.901	13	93 Elite GB3 1	1:34.944	1:35.145	(13)
14	94 Elite GB3 2	28.409	94 Elite GB3 2	38.984	94 Elite GB3 2	27.949	14	94 Elite GB3 2	1:35.342	1:35.427	(14)
15	88 STK 1	29.734	88 STK 1	40.207	88 STK 1	28.696	15	88 STK 1	1:38.637	1:39.210	(15)



MOTOPARK TEST

CIRCUIT DE BARCELONA CATALUNYA -16-20 DECEMBER

Day 2 - Session 1 - Group 2

Sector Analysis

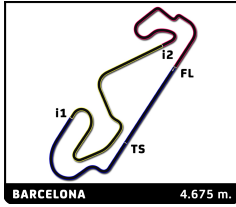
— Invalidated Lap

■ Personal Best

■ Session Best

■ Crossing the pit lane

Lap	Time	Sector 1	Sector 2	Sector 3	T.Sp	Elapsed	Lap	Time	Sector 1	Sector 2	Sector 3	T.Sp	Elapsed
86 Rodin 1 Rodin F3							14	1:53.068B	30.247	40.207	42.614	234.3	31:38.186
1	4:49.740	3:14.976	56.721	38.043	117.0	4:49.740	15	13:13.833	...	43.237	30.360	167.5	44:52.019
2	1:55.230	35.751	46.757	32.722	201.3	6:44.970	16	1:41.550	30.795	41.547	29.208	229.9	46:33.569
3	1:51.578	33.693	45.206	32.679	199.1	8:36.548	17	1:45.097	29.813	40.607	34.677	232.3	48:18.666
4	1:31.779	27.062	37.693	27.024	276.6	10:08.327	18	1:39.807	30.262	40.594	28.951	231.8	49:58.473
5	2:02.550	39.389	54.181	28.980	154.0	12:10.877	19	1:39.210	29.891	40.387	28.932	232.8	51:37.683
6	1:31.665	26.847	37.421	27.397	275.9	13:42.542	20	1:39.540	30.005	40.839	28.696	232.3	53:17.223
7	2:13.792	41.701	58.545	33.546	193.8	15:56.334	21	2:20.515B	34.348	58.619	47.548	232.3	55:37.738
8	1:31.188	26.676	37.410	27.102	276.6	17:27.522	89 ART 1 ART F3						
9	2:17.279B	39.286	54.964	43.029	178.8	19:44.801	1	2:28.985	1:09.849	46.322	32.814	151.0	2:28.985
10	19:14.378	...	52.098	38.113	124.5	38:59.179	2	1:45.716	32.400	42.744	30.572	237.4	4:14.701
11	2:03.889	36.104	50.910	36.875	213.6	41:03.068	3	1:43.898	30.340	43.318	30.240	223.2	5:58.599
12	2:07.290	34.759	46.758	45.773	214.9	43:10.358	4	1:33.682	28.203	37.919	27.560	254.0	7:32.281
13	1:29.569	26.323	36.813	26.433	280.2	44:39.927	5	1:54.410	34.497	49.729	30.184	214.4	9:26.691
14	2:14.921	37.906	57.784	39.231	185.8	46:54.848	6	1:32.539	27.663	37.604	27.272	251.7	10:59.230
15	1:29.948	26.498	36.809	26.641	276.6	48:24.796	7	1:52.992	34.368	48.505	30.119	248.8	12:52.222
16	2:24.853	38.113	1:03.117	43.623	223.7	50:49.649	8	1:31.909	27.536	37.264	27.109	255.8	14:24.131
17	1:47.397B	26.526	38.803	42.068	275.9	52:37.046	9	1:55.052B	32.977	43.577	38.498	253.4	16:19.183
87 Rodin 2 Rodin F3							10	14:52.175	...	41.982	31.407	166.0	31:11.358
1	5:14.203	3:37.260	57.417	39.526	123.8	5:14.203	11	1:32.264	27.861	37.324	27.079	247.7	32:43.622
2	1:59.951	34.899	48.792	36.260	245.4	7:14.154	12	1:57.940	34.176	46.129	37.635	217.9	34:41.562
3	2:01.670	32.300	44.670	44.700	244.9	9:15.824	13	1:45.453B	30.210	40.664	34.579	249.4	36:27.015
4	1:32.475	27.502	37.746	27.227	275.2	10:48.299	14	9:09.086	7:51.069	46.535	31.482	112.8	45:36.101
5	1:56.720	35.403	49.602	31.715	254.6	12:45.019	15	1:48.613	33.625	44.650	30.338	172.8	47:24.714
6	1:31.327	26.986	37.240	27.101	275.2	14:16.346	16	1:30.718	27.141	36.665	26.912	253.4	48:55.432
7	2:12.963	38.572	57.940	36.451	233.3	16:29.309	17	2:09.454	36.554	49.105	43.795	209.9	51:04.886
8	1:32.676	26.880	37.443	28.353	274.5	18:01.985	18	1:30.442	27.044	36.750	26.648	254.6	52:35.328
9	2:07.567B	34.063	52.542	40.962	273.2	20:09.552	19	1:49.975B	31.707	41.383	36.885	242.7	54:25.303
10	18:48.260	...	56.294	38.691	112.8	38:57.812	90 ART 2 ART F3						
11	2:00.897	36.781	49.020	35.096	246.5	40:58.709	1	3:14.865	1:49.185	50.232	35.448	103.3	3:14.865
12	2:06.268	37.323	45.822	43.123	151.6	43:04.977	2	1:49.185	34.408	44.022	30.755	175.1	5:04.050
13	1:29.830	26.848	36.686	26.296	275.9	44:34.807	3	1:42.727	31.441	41.133	30.153	219.6	6:46.777
14	2:26.238	38.199	54.493	53.546	211.5	47:01.045	4	1:34.732	28.643	38.237	27.852	254.6	8:21.509
15	1:29.257	26.262	36.451	26.544	275.9	48:30.302	5	1:56.445	35.398	52.074	28.973	197.7	10:17.954
16	2:30.872	37.058	1:04.284	49.530	276.6	51:01.174	6	1:34.033	28.057	38.289	27.687	254.0	11:51.987
17	1:29.973	26.471	36.799	26.703	274.5	52:31.147	7	1:49.652	33.987	46.814	28.851	230.3	13:41.639
18	2:17.850B	33.450	56.044	48.356	276.6	54:48.997	8	1:33.038	27.740	37.778	27.520	255.2	15:14.677
88 STK 1 STK Melnik EFO							9	1:50.669B	30.477	42.171	38.021	255.8	17:05.346
1	2:47.270	1:21.654	50.156	35.460	146.9	2:47.270	10	14:27.785	...	44.842	32.826	156.0	31:33.131
2	1:50.568	33.511	45.535	31.522	217.9	4:37.838	11	3:28.030B	1:21.093	1:16.126	50.811	222.3	35:01.161
3	1:45.281	31.536	42.564	31.181	226.0	6:23.119	12	15:25.351	...	46.170	31.767	143.4	50:26.512
4	1:55.724B	31.477	42.335	41.912	227.0	8:18.843	13	1:41.924	32.040	41.549	28.335	205.9	52:08.436
5	7:59.570	6:44.569	44.005	30.996	175.4	16:18.413	14	1:33.546	28.279	37.735	27.532	253.4	53:41.982
6	1:43.469	31.598	41.775	30.096	230.8	18:01.882	15	1:32.635	27.611	37.583	27.441	254.0	55:14.617
7	1:41.697	31.117	41.076	29.504	234.8	19:43.579	91 Jenzer 1 Jenzer F3						
8	1:41.287	30.307	41.347	29.633	232.3	21:24.866	1	2:15.495	54.495	48.601	32.399	147.3	2:15.495
9	1:41.002	30.591	40.959	29.452	232.8	23:05.868	2	1:46.137	31.323	41.846	32.968	243.2	4:01.632
10	1:39.252	29.734	40.588	28.930	233.8	24:45.120	3	1:38.766	27.225	38.195	33.346	274.5	5:40.398
11	1:40.325	30.179	40.698	29.448	234.3	26:25.445	4	1:29.592	26.348	36.624	26.620	275.9	7:09.990
12	1:39.380	30.100	40.501	28.779	234.3	28:04.825	5	1:49.803B	30.326	41.949	37.528	262.0	8:59.793
13	1:40.293	30.348	40.711	29.234	233.3	29:45.118	6	7:41.805	6:20.027	48.075	33.703	150.6	16:41.598



MOTOPARK TEST

CIRCUIT DE BARCELONA CATALUNYA -16-20 DECEMBER

Day 2 - Session 1 - Group 2

Sector Analysis

— Invalidated Lap ■ Personal Best ■ Session Best ■ Crossing the pit lane

Lap	Time	Sector 1	Sector 2	Sector 3	T.Spd	Elapsed	Lap	Time	Sector 1	Sector 2	Sector 3	T.Spd	Elapsed
7	1:47.165	32.841	43.779	30.545	221.0	18:28.763	5	1:37.049	28.980	39.505	28.564	241.6	9:05.869
8	1:29.063	26.335	36.356	26.372	274.5	19:57.826	6	1:36.830	28.738	39.608	28.484	241.6	10:42.699
9	1:56.765 B	31.250	45.463	40.052	262.6	21:54.591	7	1:36.731	28.838	39.378	28.515	242.1	12:19.430
10	7:38.384	6:18.563	46.993	32.828	139.2	29:32.975	8	1:37.001	28.774	39.654	28.573	242.1	13:56.431
11	1:43.210	30.415	42.284	30.511	247.1	31:16.185	9	1:43.434 B	28.892	40.433	34.109	241.6	15:39.865
12	1:28.521	26.218	36.123	26.180	274.5	32:44.706	10	6:16.084	4:52.355	49.476	34.253	149.1	21:55.949
13	1:59.083 B	31.818	45.624	41.641	267.8	34:43.789	11	1:46.472	32.263	44.186	30.023	225.6	23:42.421
14	7:02.076	5:41.486	45.650	34.940	139.4	41:45.865	12	1:37.767	29.633	39.749	28.385	224.6	25:20.188
15	1:51.952	35.469	46.084	30.399	214.4	43:37.817	13	1:35.841	28.848	39.044	27.949	242.1	26:56.029
16	1:28.943	26.337	36.270	26.336	272.5	45:06.760	14	1:35.427	28.409	38.984	28.034	243.2	28:31.456
17	1:58.184 B	33.360	44.114	40.710	262.6	47:04.944	15	1:42.844	31.088	43.185	28.571	242.7	30:14.300
							16	1:36.238	28.640	39.283	28.315	241.6	31:50.538
							17	1:46.718 B	28.633	39.238	38.847	241.6	33:37.256

92 Porteiro 1

Porteiro F3

1	2:45.871	1:21.024	50.054	34.793	141.9	2:45.871
2	1:48.203	33.663	42.064	32.476	211.9	4:34.074
3	1:41.558	32.480	39.659	29.419	233.8	6:15.632
4	1:31.711	26.899	37.506	27.306	277.3	7:47.343
5	1:54.496 B	33.224	46.068	35.204	266.5	9:41.839
6	6:05.637	4:36.012	53.194	36.431	124.0	15:47.476
7	1:51.555	33.658	45.299	32.598	234.3	17:39.031
8	1:44.304	33.254	40.747	30.303	214.9	19:23.335
9	1:28.408	26.196	36.134	26.078	278.8	20:51.743
10	2:04.223	34.863	53.866	35.494	257.6	22:55.966
11	1:39.306 B	26.340	36.377	36.589	278.1	24:35.272
12	7:54.811	6:26.225	52.863	35.723	126.3	32:30.083
13	1:53.372	35.894	45.304	32.174	221.4	34:23.455
14	1:45.989	34.270	40.299	31.420	178.2	36:09.444
15	1:27.600	26.083	35.737	25.780	278.1	37:37.044
16	2:10.506 B	36.165	51.827	42.514	231.3	39:47.550

93 Elite GB3 1

Elite GB3

1	2:19.221	52.065	51.507	35.649	132.6	2:19.221
2	1:47.965	34.016	42.979	30.970	182.7	4:07.186
3	1:38.611	29.236	40.376	28.999	241.1	5:45.797
4	1:36.925	28.945	39.533	28.447	242.1	7:22.722
5	1:36.313	28.677	39.312	28.324	242.1	8:59.035
6	1:36.153	28.627	39.151	28.375	242.7	10:35.188
7	1:36.378	28.596	39.034	28.748	242.1	12:11.566
8	1:48.578 B	30.237	41.931	36.410	246.5	14:00.144
9	6:19.498	4:53.248	51.853	34.397	121.3	20:19.642
10	1:46.514	33.599	42.663	30.252	187.4	22:06.156
11	1:40.844	30.864	41.234	28.746	227.4	23:47.000
12	1:35.208	28.514	38.793	27.901	242.1	25:22.208
13	1:35.145	28.328	38.795	28.022	244.3	26:57.353
14	1:45.730	32.802	44.064	28.864	203.2	28:43.083
15	1:35.337	28.598	38.715	28.024	241.6	30:18.420
16	1:35.381	28.416	38.867	28.098	243.2	31:53.801
17	1:48.306 B	30.359	43.556	34.391	243.8	33:42.107

94 Elite GB3 2

Elite GB3

1	2:20.292	53.406	52.342	34.544	129.0	2:20.292
2	1:50.326	34.692	44.023	31.611	187.1	4:10.618
3	1:39.793	30.337	40.140	29.316	222.8	5:50.411
4	1:38.409	29.739	39.974	28.696	242.1	7:28.820

101 Motopark 1

Motopark EFO

1	26:38.976	...	44.985	31.685	147.5	26:38.976
2	1:43.325	31.191	43.200	28.934	212.3	28:22.301
3	1:35.134	29.234	38.750	27.150	236.3	29:57.435
4	1:32.506	27.879	37.562	27.065	238.9	31:29.941
5	1:32.356	28.015	37.429	26.912	238.9	33:02.297
6	1:45.948 B	28.040	37.589	40.319	240.0	34:48.245
7	7:49.022	6:32.583	44.475	31.964	165.7	42:37.267
8	1:42.326	31.620	41.290	29.416	220.1	44:19.593
9	1:38.807	30.903	40.493	27.411	228.4	45:58.400
10	1:32.140	27.943	37.334	26.863	238.4	47:30.540
11	1:32.255	27.833	37.492	26.930	237.9	49:02.795
12	1:35.205	27.979	37.576	29.650	238.4	50:38.000
13	1:55.366 B	27.909	37.464	49.993	236.3	52:33.366

102 Motopark 2

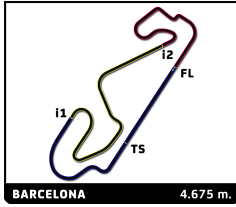
Motopark EFO

1	26:36.971	...	45.287	31.189	110.2	26:36.971
2	1:39.938	31.424	40.675	27.839	214.9	28:16.909
3	1:32.350	28.340	37.411	26.599	235.8	29:49.259
4	1:52.185	27.872	45.692	38.621	237.4	31:41.444
5	1:31.627	27.928	37.202	26.497	236.3	33:13.071
6	1:31.359	27.745	37.016	26.598	236.9	34:44.430
7	1:37.933 B	27.839	37.052	33.042	237.9	36:22.363
8	5:41.602	4:25.584	44.874	31.144	111.7	42:03.965
9	1:42.656	31.360	41.257	30.039	216.1	43:46.621
10	1:43.560	30.590	40.298	32.672	227.0	45:30.181
11	1:31.110	27.692	37.051	26.367	238.9	47:01.291
12	1:30.526	27.333	36.814	26.379	243.8	48:31.817
13	1:36.403 B	27.654	37.049	31.700	240.5	50:08.220

103 Motopark 3

Motopark EFO

1	2:03.215	43.708	47.188	32.319	137.1	2:03.215
2	1:42.310	32.431	41.283	28.596	214.4	3:45.525
3	1:36.888	29.394	39.922	27.572	226.0	5:22.413
4	1:33.113	28.261	37.911	26.941	235.8	6:55.526
5	1:45.066 B	28.140	37.655	39.271	236.3	8:40.592
6	17:57.620	...	45.089	32.057	137.4	26:38.212
7	1:41.629	31.440	42.015	28.224	209.5	28:19.891
8	1:34.752	29.199	38.396	27.157	223.2	29:54.643
9	1:31.439	27.793	37.052	26.594	237.9	31:26.082



MOTOPARK TEST

CIRCUIT DE BARCELONA CATALUNYA -16-20 DECEMBER

Day 2 - Session 1 - Group 2

Sector Analysis

— Invalidated Lap ■ Personal Best ■ Session Best B Crossing the pit lane

Lap	Time	Sector 1	Sector 2	Sector 3	T.Sp	Elapsed	Lap	Time	Sector 1	Sector 2	Sector 3	T.Sp	Elapsed
10	1:35.074	30.318	37.964	26.792	237.4	33:01.156							
11	1:41.959 B	27.894	37.133	36.932	235.8	34:43.115							
12	6:17.034	5:03.415	43.334	30.285	135.1	41:00.149							
13	1:41.650	31.666	41.177	28.807	202.5	42:41.799							
14	1:33.392	28.382	38.146	26.864	232.3	44:15.191							
15	1:30.842	27.657	36.779	26.406	238.4	45:46.033							
16	1:30.955	27.541	36.948	26.466	238.9	47:16.988							
17	1:42.321 B	27.955	37.453	36.913	233.8	48:59.309							

104 Motopark 4

Motopark EFO

1	27:03.904	...	48.227	31.131	148.3	27:03.904
2	1:39.754	30.564	40.897	28.293	218.3	28:43.658
3	1:44.346	28.724	42.269	33.353	226.5	30:28.004
4	1:32.040	28.113	37.418	26.509	235.3	32:00.044
5	1:31.460	27.767	37.191	26.502	236.9	33:31.504
6	1:37.460 B	27.755	37.149	32.556	236.9	35:08.964
7	7:20.239	6:05.099	44.507	30.633	154.0	42:29.203
8	1:38.903	30.571	40.047	28.285	221.9	44:08.106
9	1:33.855	29.249	37.977	26.629	227.0	45:41.961
10	1:30.902	27.665	36.822	26.415	237.4	47:12.863
11	1:33.602	27.556	36.781	29.265	237.4	48:46.465
12	1:38.045 B	28.854	38.111	31.080	235.3	50:24.510

105 Motopark 5

Motopark EFO

1	27:21.844	...	43.965	29.916	131.3	27:21.844
2	1:44.462	31.637	43.694	29.131	210.7	29:06.306
3	1:39.159	30.691	41.132	27.336	214.9	30:45.465
4	1:31.958	28.023	37.307	26.628	235.8	32:17.423
5	1:31.429	27.755	37.054	26.620	236.3	33:48.852
6	1:38.422 B	27.826	37.235	33.361	236.9	35:27.274
7	7:29.785	6:14.985	44.782	30.018	144.2	42:57.059
8	1:41.451	30.960	40.963	29.528	217.9	44:38.510
9	1:41.180	32.565	41.615	27.000	218.8	46:19.690
10	1:31.233	27.780	37.061	26.392	235.3	47:50.923
11	1:31.041	27.763	36.814	26.464	235.3	49:21.964
12	1:36.095 B	27.870	37.131	31.094	234.8	50:58.059

106 Motopark 6

Motopark EFO

1	33:34.816	...	53.717	38.796	104.3	33:34.816
2	1:44.587	31.728	42.337	30.522	229.9	35:19.403
3	1:39.758	30.142	40.409	29.207	231.8	36:59.161
4	1:35.339	28.881	38.959	27.499	234.8	38:34.500
5	1:34.463	28.676	38.354	27.433	235.8	40:08.963
6	1:34.422	28.515	38.407	27.500	236.3	41:43.385
7	1:34.222	28.644	38.206	27.372	235.8	43:17.607
8	1:34.639	28.394	38.144	28.101	237.9	44:52.246
9	1:36.269	29.404	38.384	28.481	234.8	46:28.515
10	1:34.084	28.654	38.196	27.234	235.8	48:02.599
11	1:33.983	28.475	38.171	27.337	235.8	49:36.582
12	2:01.316 B	32.030	44.656	44.630	235.3	51:37.898



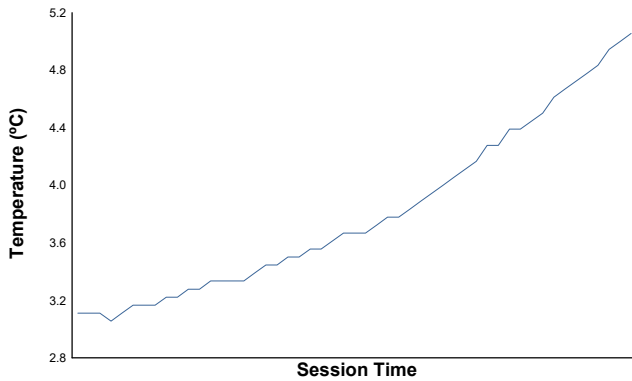
CIRCUIT DE BARCELONA CATALUNYA -16-20 DECEMBI

MOTOPARK TEST

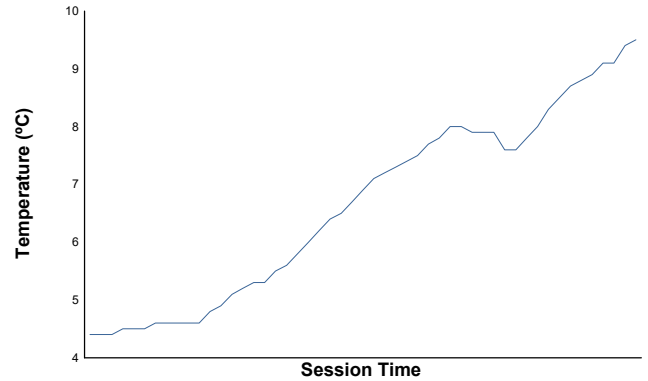
Day 2 - Session 1 - Group 2

Weather Report

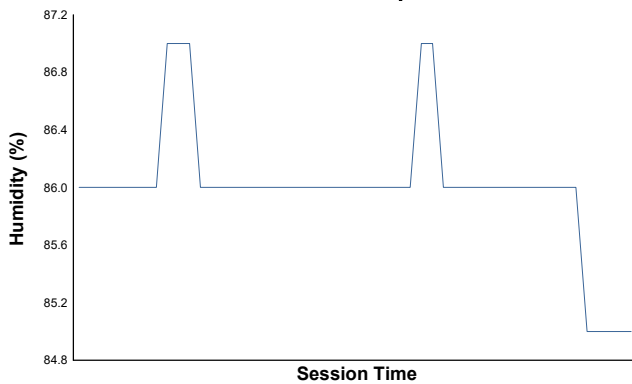
Air Temperature



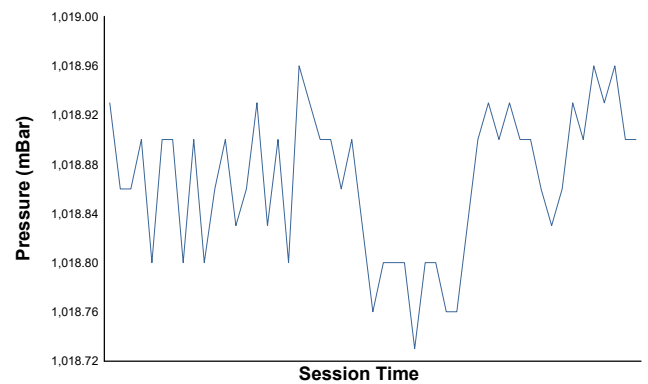
Track Temperature




Humidity



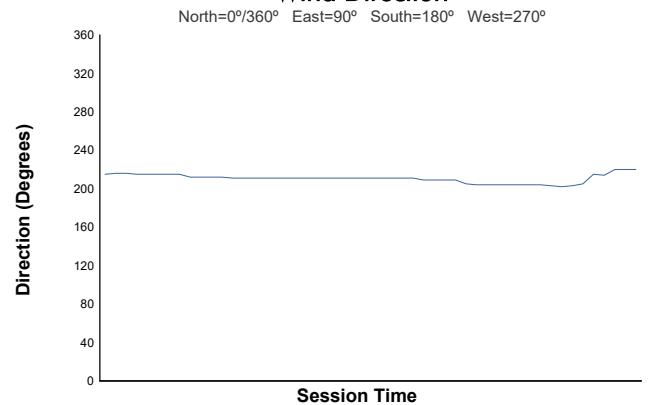
Pressure



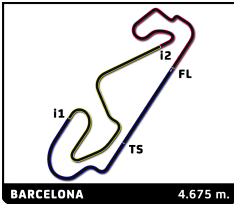
Wind Speed



Wind Direction



Track Status: **DRY**


MOTOPARK TEST
CIRCUIT DE BARCELONA CATALUNYA -16-20 DECEMBER
Day 2 - Session 2 - Group 2
Classification

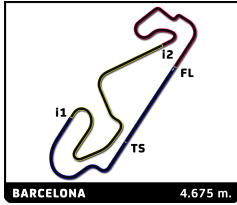
No	Driver	Nat	Team	Car	Cl.	Time	Lap	Total	Gap	Kph
1	91 Jenzer 1		Jenzer F3		F3	1:27.696	11	16	-	- 191.9
2	87 Rodin 2		Rodin F3		F3	1:28.920	12	16	+1.224	+1.224 189.3
3	92 Porteiro 1		Porteiro F3		F3	1:29.380	13	14	+1.684	+0.460 188.3
4	86 Rodin 1		Rodin F3		F3	1:29.594	12	17	+1.898	+0.214 187.8
5	89 ART 1		ART F3		F3	1:29.940	10	19	+2.244	+0.346 187.1
6	90 ART 2		ART F3		F3	1:30.487	11	19	+2.791	+0.547 186.0
7	102 Motopark 2		Motopark EFO		EFO	1:31.142	11	13	+3.446	+0.655 184.7
8	105 Motopark 5		Motopark EFO		EFO	1:31.450	11	12	+3.754	+0.308 184.0
9	104 Motopark 4		Motopark EFO		EFO	1:31.533	10	12	+3.837	+0.083 183.9
10	103 Motopark 3		Motopark EFO		EFO	1:31.824	10	13	+4.128	+0.291 183.3
11	101 Motopark 1		Motopark EFO		EFO	1:32.709	5	14	+5.013	+0.885 181.5
12	106 Motopark 6		Motopark EFO		EFO	1:33.891	6	10	+6.195	+1.182 179.3
13	93 Elite GB3 1		Elite GB3		GB3	1:34.727	13	17	+7.031	+0.836 177.7
14	94 Elite GB3 2		Elite GB3		GB3	1:35.741	13	17	+8.045	+1.014 175.8
15	88 STK 1		STK Melnik EFO		EFO	1:38.411	12	21	+10.715	+2.670 171.0

Fastest Lap:	Lap 11	Jenzer 1	1:27.696	191.9 Kph
---------------------	--------	----------	-----------------	-----------

Published at:

 Track Status: **DRY**

--	--



MOTOPARK TEST

CIRCUIT DE BARCELONA CATALUNYA -16-20 DECEMBER

Day 2 - Session 2 - Group 2

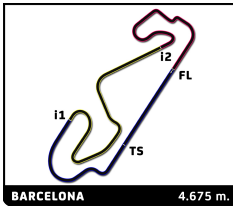
Classification by Class

No Driver	Nat	Team	Car	Time	Lap Total	Gap	Kph
F3							
1 91		Jenzer F3		1:27.696	11 16		191.9
2 87		Rodin F3		1:28.920	12 16	+1.224 +1.224	189.3
3 92		Porteiro F3		1:29.380	13 14	+1.684 +0.460	188.3
4 86		Rodin F3		1:29.594	12 17	+1.898 +0.214	187.8
5 89		ART F3		1:29.940	10 19	+2.244 +0.346	187.1
6 90		ART F3		1:30.487	11 19	+2.791 +0.547	186.0
EFO							
1 102		Motopark EFO		1:31.142	11 13		184.7
2 105		Motopark EFO		1:31.450	11 12	+0.308 +0.308	184.0
3 104		Motopark EFO		1:31.533	10 12	+0.391 +0.083	183.9
4 103		Motopark EFO		1:31.824	10 13	+0.682 +0.291	183.3
5 101		Motopark EFO		1:32.709	5 14	+1.567 +0.885	181.5
6 106		Motopark EFO		1:33.891	6 10	+2.749 +1.182	179.3
7 88		STK Melnik EFO		1:38.411	12 21	+7.269 +4.520	171.0
GB3							
1 93		Elite GB3		1:34.727	13 17		177.7
2 94		Elite GB3		1:35.741	13 17	+1.014 +1.014	175.8

Published at:

Track Status: **DRY**

--	--



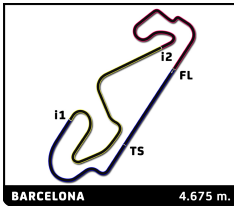
MOTOPARK TEST

CIRCUIT DE BARCELONA CATALUNYA - 16-20 DECEMBER

Day 2 - Session 2 - Group 2

Best Top Speed

No Driver	Team	Class	Top 1		Top 2		Top 3		Top 4		Top 5		Avg	
			Kph	Lap	Kph	Lap	Kph	Lap	Kph	Lap	Kph	Lap		
92	Porteiro 1	Porteiro F3	F3	277.3	13	275.9	9	275.9	3	275.2	5	269.1	6	274.7
87	Rodin 2	Rodin F3	F3	276.6	12	275.2	3	273.9	14	273.9	5	273.2	7	274.6
86	Rodin 1	Rodin F3	F3	275.9	12	275.2	5	275.2	3	274.5	14	273.9	7	274.9
91	Jenzer 1	Jenzer F3	F3	275.2	16	273.9	11	273.9	3	271.8	15	271.8	7	273.3
90	ART 2	ART F3	F3	258.2	3	257.0	5	256.4	11	255.8	13	255.2	8	256.5
89	ART 1	ART F3	F3	255.2	13	255.2	12	254.6	4	254.0	7	254.0	6	254.6
94	Elite GB3 2	Elite GB3	GB3	245.4	3	241.1	13	240.5	15	240.0	14	240.0	4	241.4
93	Elite GB3 1	Elite GB3	GB3	243.8	5	243.2	13	242.1	14	242.1	12	241.6	7	242.6
102	Motopark 2	Motopark EFO	EFO	237.4	6	236.9	12	236.3	7	236.3	5	236.3	4	236.6
101	Motopark 1	Motopark EFO	EFO	236.9	5	235.8	4	235.8	3	235.3	6	234.8	12	235.7
105	Motopark 5	Motopark EFO	EFO	236.9	6	235.3	5	234.8	10	234.8	4	233.8	12	235.1
103	Motopark 3	Motopark EFO	EFO	236.3	5	235.8	4	235.3	6	234.3	10	232.8	12	234.9
106	Motopark 6	Motopark EFO	EFO	236.3	7	236.3	6	236.3	4	235.8	8	235.8	5	236.1
104	Motopark 4	Motopark EFO	EFO	235.8	12	235.8	11	234.8	6	234.3	10	234.3	5	235.0
88	STK 1	STK Melnik EFO	EFO	235.3	12	233.8	13	233.8	11	233.8	10	232.8	4	233.9



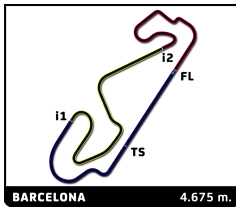
MOTOPARK TEST

CIRCUIT DE BARCELONA CATALUNYA -16-20 DECEMBER

Day 2 - Session 2 - Group 2

Best Sector Times

Sector 1			Sector 2			Sector 3			Ideal Lap	Best Lap	
Pos	No Driver	Time	No Driver	Time	No Driver	Time	Pos	No Driver			
1	91 Jenzer 1	25.926	91 Jenzer 1	35.610	91 Jenzer 1	26.046	1	91 Jenzer 1	1:27.582	1:27.696	(1)
2	87 Rodin 2	26.126	87 Rodin 2	36.335	102 Motopark 2	26.372	2	87 Rodin 2	1:28.920	1:28.920	(2)
3	92 Porteiro 1	26.469	92 Porteiro 1	36.509	92 Porteiro 1	26.402	3	92 Porteiro 1	1:29.380	1:29.380	(3)
4	86 Rodin 1	26.546	89 ART 1	36.527	87 Rodin 2	26.459	4	86 Rodin 1	1:29.594	1:29.594	(4)
5	89 ART 1	26.854	86 Rodin 1	36.528	86 Rodin 1	26.520	5	89 ART 1	1:29.940	1:29.940	(5)
6	90 ART 2	26.863	90 ART 2	36.708	89 ART 1	26.559	6	90 ART 2	1:30.435	1:30.487	(6)
7	105 Motopark 5	27.463	102 Motopark 2	36.872	105 Motopark 5	26.580	7	102 Motopark 2	1:30.949	1:31.142	(7)
8	102 Motopark 2	27.705	105 Motopark 5	36.987	104 Motopark 4	26.652	8	105 Motopark 5	1:31.030	1:31.450	(8)
9	104 Motopark 4	27.779	104 Motopark 4	37.002	103 Motopark 3	26.673	9	104 Motopark 4	1:31.433	1:31.533	(9)
10	103 Motopark 3	27.914	103 Motopark 3	37.146	90 ART 2	26.864	10	103 Motopark 3	1:31.733	1:31.824	(10)
11	101 Motopark 1	28.078	101 Motopark 1	37.520	101 Motopark 1	26.903	11	101 Motopark 1	1:32.501	1:32.709	(11)
12	93 Elite GB3 1	28.275	106 Motopark 6	37.942	106 Motopark 6	27.241	12	106 Motopark 6	1:33.728	1:33.891	(12)
13	106 Motopark 6	28.545	93 Elite GB3 1	38.591	93 Elite GB3 1	27.815	13	93 Elite GB3 1	1:34.681	1:34.727	(13)
14	94 Elite GB3 2	28.707	94 Elite GB3 2	39.034	94 Elite GB3 2	28.000	14	94 Elite GB3 2	1:35.741	1:35.741	(14)
15	88 STK 1	29.512	88 STK 1	39.999	88 STK 1	28.846	15	88 STK 1	1:38.357	1:38.411	(15)



MOTOPARK TEST

CIRCUIT DE BARCELONA CATALUNYA -16-20 DECEMBER

Day 2 - Session 2 - Group 2

Sector Analysis

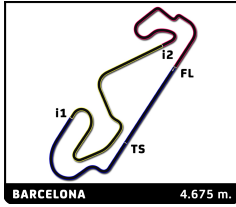
— Invalidated Lap

■ Personal Best

■ Session Best

■ Crossing the pit lane

Lap	Time	Sector 1	Sector 2	Sector 3	T.Spd	Elapsed	Lap	Time	Sector 1	Sector 2	Sector 3	T.Spd	Elapsed
86	Rodin 1												
	Rodin F3												
1	3:57.097	2:26.276	53.018	37.803	142.9	3:57.097	16	13:44.733	...	44.403	31.073	164.7	50:46.288
2	1:56.899	35.753	45.944	35.202	232.3	5:53.996	17	2:01.467 B	30.378	40.399	50.690	228.4	52:47.755
3	1:31.688	26.931	37.732	27.025	275.2	7:25.684	18	2:19.589	1:07.588	41.911	30.090	174.8	55:07.344
4	2:10.615	40.490	55.911	34.214	156.7	9:36.299	19	1:41.296	29.858	41.840	29.598	228.9	56:48.640
5	1:31.893	26.785	37.815	27.293	275.2	11:08.192	20	1:39.597	29.961	40.224	29.412	229.4	58:28.237
6	2:14.221	40.440	58.809	34.972	190.1	13:22.413	21	1:39.486	30.089	40.407	28.990	228.9	1:00:07.723
7	1:31.545	26.800	37.516	27.229	273.9	14:53.958							
8	2:13.564 B	36.742	52.804	44.018	220.5	17:07.522							
9	22:37.046	...	51.882	39.241	137.4	39:44.568							
10	1:55.780	34.662	47.290	33.828	185.2	41:40.348							
11	1:55.564	34.532	46.750	34.282	197.3	43:35.912							
12	1:29.594	26.546	36.528	26.520	275.9	45:05.506							
13	2:12.320	36.572	56.807	38.941	231.3	47:17.826							
14	1:30.605	26.592	37.068	26.945	274.5	48:48.431							
15	2:18.518	43.147	1:00.700	34.671	189.1	51:06.949							
16	1:31.256	26.701	37.411	27.144	272.5	52:38.205							
17	2:14.118 B	36.662	52.183	45.273	208.3	54:52.323							
87	Rodin 2												
	Rodin F3												
1	3:56.391	2:22.405	54.774	39.212	141.2	3:56.391							
2	1:51.489	34.755	45.270	31.464	245.4	5:47.880							
3	1:31.098	26.940	37.291	26.867	275.2	7:18.978							
4	2:09.950	38.345	55.923	35.682	227.4	9:28.928							
5	1:31.162	26.661	37.310	27.191	273.9	11:00.090							
6	2:11.203	38.929	56.859	35.415	248.8	13:11.293							
7	1:31.237	26.778	37.248	27.211	273.2	14:42.530							
8	2:05.565 B	36.657	45.934	42.974	237.4	16:48.095							
9	22:59.928	...	56.282	40.052	133.4	39:48.023							
10	1:58.997	34.726	46.423	37.848	222.8	41:47.020							
11	1:43.302	32.273	41.055	29.974	248.8	43:30.322							
12	1:28.920	26.126	36.335	26.459	276.6	44:59.242							
13	2:10.343	36.805	54.728	38.810	240.0	47:09.585							
14	2:05.333	27.674	58.649	39.010	273.9	49:14.918							
15	2:07.916	27.486	1:02.503	37.927	270.4	51:22.834							
16	1:36.772 B	26.584	37.144	33.044	271.8	52:59.606							
88	STK 1												
	STK Melnik EFO												
1	10:23.171	9:07.071	44.743	31.357	161.5	10:23.171							
2	1:42.474	31.562	41.387	29.525	228.4	12:05.645							
3	1:39.596	30.200	40.345	29.051	230.8	13:45.241							
4	1:40.407	29.871	41.297	29.239	232.8	15:25.648							
5	1:54.178 B	30.023	40.373	43.782	231.8	17:19.826							
6	4:30.593	3:17.997	42.713	29.883	173.4	21:50.419							
7	1:41.681	30.239	42.319	29.123	229.4	23:32.100							
8	1:39.477	29.797	40.834	28.846	229.9	25:11.577							
9	1:39.087	29.550	40.529	29.008	231.3	26:50.664							
10	1:40.592	30.503	40.917	29.172	233.8	28:31.256							
11	1:39.700	29.512	40.935	29.253	233.8	30:10.956							
12	1:38.411	29.524	39.999	28.888	235.3	31:49.367							
13	1:39.205	29.745	40.534	28.926	233.8	33:28.572							
14	1:39.093	29.670	40.342	29.081	232.8	35:07.665							
15	1:53.890 B	29.970	41.305	42.615	231.8	37:01.555							
89	ART 1												
	ART F3												
1	2:07.925	47.159	47.162	33.604	147.9	2:07.925							
2	1:45.604	32.680	42.719	30.205	192.8	3:53.529							
3	1:48.265	32.587	44.610	31.068	252.3	5:41.794							
4	1:30.915	27.124	37.028	26.763	254.6	7:12.709							
5	1:55.392	33.637	48.613	33.142	240.0	9:08.101							
6	1:31.086	27.146	37.038	26.902	254.0	10:39.187							
7	1:46.293 B	30.568	40.294	35.431	254.0	12:25.480							
8	10:47.624	9:29.326	46.640	31.658	113.5	23:13.104							
9	1:42.451	31.591	41.707	29.153	203.2	24:55.555							
10	1:29.940	26.854	36.527	26.559	252.8	26:25.495							
11	1:58.387	35.005	52.781	30.601	236.3	28:23.882							
12	1:44.750	31.691	44.769	28.290	255.2	30:08.632							
13	1:32.119	26.969	37.043	28.107	255.2	31:40.751							
14	1:54.606 B	33.258	43.270	38.078	242.7	33:35.357							
15	13:04.001	...	43.768	29.350	156.9	46:39.358							
16	1:32.564	27.684	37.557	27.323	248.8	48:11.922							
17	1:53.557	35.077	47.701	30.779	241.6	50:05.479							
18	1:32.525	27.494	37.524	27.507	248.8	51:38.004							
19	1:45.076 B	31.541	40.075	33.460	249.9	53:23.080							
90	ART 2												
	ART F3												
1	2:17.424	58.177	46.826	32.421	114.6	2:17.424							
2	1:50.593	32.917	41.889	35.787	226.0	4:08.017							
3	1:31.529	27.316	37.291	26.922	258.2	5:39.546							
4	1:53.102	37.015	45.398	30.689	145.3	7:32.648							
5	1:31.081	27.134	37.057	26.890	257.0	9:03.729							
6	1:50.903	36.500	45.533	28.870	210.3	10:54.632							
7	1:31.235	27.121	37.123	26.991	255.2	12:25.867							
8	1:48.107 B	29.439	42.741	35.927	255.2	14:13.974							
9	9:24.036	8:04.978	47.114	31.944	133.2	23:38.010							
10	1:42.373	32.126	41.503	28.744	204.0	25:20.383							
11	1:30.487	26.897	36.708	26.882	256.4	26:50.870							
12	2:04.038	34.762	52.184	37.092	247.1	28:54.908							
13	1:30.754	26.863	37.027	26.864	255.8	30:25.662							
14	1:51.950 B	31.524	42.486	37.940	231.8	32:17.612							
15	14:32.932	...	42.313	28.812	163.0	46:50.544							
16	1:31.382	27.230	37.211	26.941	251.7	48:21.926							
17	1:55.930	36.922	48.270	30.738	228.4	50:17.856							
18	1:31.772	27.219	37.240	27.313	251.7	51:49.628							
19	1:54.654 B	33.986	43.027	37.641	230.3	53:44.282							
91	Jenzer 1												
	Jenzer F3												
1	2:10.916	49.754	47.006	34.156	144.0	2:10.916							
2	1:52.278	34.380	46.116	31.782	212.8	4:03.194							
3	1:28.924	26.278	36.276	26.370	273.9	5:32.118							
4	2:04.977 B	30.828	51.129	43.020	264.5	7:37.095							



MOTOPARK TEST

CIRCUIT DE BARCELONA CATALUNYA -16-20 DECEMBER

Day 2 - Session 2 - Group 2

Sector Analysis

— Invalidated Lap ■ Personal Best ■ Session Best **B** Crossing the pit lane

Lap	Time	Sector 1	Sector 2	Sector 3	T.Spd	Elapsed	Lap	Time	Sector 1	Sector 2	Sector 3	T.Spd	Elapsed
5	7:52.167	6:17.107	56.333	38.727	130.0	15:29.262	6	1:38.029	29.133	40.041	28.855	238.9	16:54.942
6	1:54.484	34.734	47.160	32.590	208.7	17:23.746	7	1:37.628	28.993	39.900	28.735	238.9	18:32.570
7	1:28.293	26.161	35.977	26.155	271.8	18:52.039	8	1:47.692	34.201	43.071	30.420	195.2	20:20.262
8	2:02.993 B	33.644	47.830	41.519	257.0	20:55.032	9	1:38.062	29.254	39.979	28.829	237.4	21:58.324
9	7:09.017	5:47.966	47.192	33.859	136.6	28:04.049	10	1:46.884 B	29.098	40.661	37.125	238.4	23:45.208
10	1:45.729	32.794	43.185	29.750	216.6	29:49.778	11	6:47.646	5:25.785	48.636	33.225	122.2	30:32.854
11	1:27.696	25.926	35.724	26.046	273.9	31:17.474	12	1:43.240	31.191	43.127	28.922	222.3	32:16.094
12	2:07.453 B	31.589	50.561	45.303	259.5	33:24.927	13	1:35.741	28.707	39.034	28.000	241.1	33:51.835
13	11:45.433	...	47.271	41.224	132.3	45:10.360	14	1:35.900	28.760	39.068	28.072	240.0	35:27.735
14	1:44.339	31.563	40.483	32.293	218.3	46:54.699	15	1:43.011	29.047	43.950	30.014	240.5	37:10.746
15	1:27.807	26.023	35.610	26.174	271.8	48:22.506	16	1:36.471	28.931	39.102	28.438	239.5	38:47.217
16	2:02.847 B	31.594	48.173	43.080	275.2	50:25.353	17	1:50.063 B	28.817	42.516	38.730	239.5	40:37.280

92 Porteiro 1

Porteiro F3

1	2:32.749	1:09.538	49.228	33.983	132.3	2:32.749
2	1:52.703	35.242	43.334	34.127	218.3	4:25.452
3	1:31.805	27.306	37.351	27.148	275.9	5:57.257
4	2:09.191	37.590	54.180	37.421	234.8	8:06.448
5	1:31.621	26.872	37.649	27.100	275.2	9:38.069
6	1:52.038 B	32.756	43.850	35.432	269.1	11:30.107
7	5:43.398	4:20.180	49.065	34.153	143.1	17:13.505
8	1:52.169	36.049	43.900	32.220	191.4	19:05.674
9	1:30.026	26.555	36.838	26.633	275.9	20:35.700
10	2:02.383 B	33.928	48.753	39.702	265.8	22:38.083
11	4:38.646	3:19.946	45.719	32.981	155.1	27:16.729
12	1:49.564	34.321	42.642	32.601	194.5	29:06.293
13	1:29.380	26.469	36.509	26.402	277.3	30:35.673
14	2:07.199 B	35.155	50.505	41.539	254.0	32:42.872

93 Elite GB3 1

Elite GB3

1	8:33.535	7:13.549	47.816	32.170	135.7	8:33.535
2	1:44.836	32.974	42.726	29.136	199.9	10:18.371
3	1:36.216	28.797	39.165	28.254	240.5	11:54.587
4	1:35.752	28.583	39.035	28.134	241.1	13:30.339
5	1:35.598	28.419	39.030	28.149	243.8	15:05.937
6	1:35.770	28.522	39.132	28.116	241.6	16:41.707
7	1:35.841	28.541	39.033	28.267	241.6	18:17.548
8	1:40.439 B	28.671	39.223	32.545	241.1	19:57.987
9	7:31.343	6:04.647	52.396	34.300	133.1	27:29.330
10	1:48.807	34.558	43.707	30.542	169.3	29:18.137
11	1:41.498	31.171	41.587	28.740	219.6	30:59.635
12	1:34.815	28.403	38.591	27.821	242.1	32:34.450
13	1:34.727	28.275	38.619	27.833	243.2	34:09.177
14	1:34.970	28.423	38.732	27.815	242.1	35:44.147
15	1:47.074	32.873	44.275	29.926	190.7	37:31.221
16	1:35.457	28.616	38.794	28.047	240.5	39:06.678
17	1:49.957 B	29.347	43.965	36.645	241.1	40:56.635

94 Elite GB3 2

Elite GB3

1	8:38.278	7:19.065	47.191	32.022	135.4	8:38.278
2	1:45.624	31.750	42.530	31.344	214.9	10:23.902
3	1:37.308	28.933	39.808	28.567	245.4	12:01.210
4	1:37.753	28.903	39.810	29.040	240.0	13:38.963
5	1:37.950	29.206	39.861	28.883	237.9	15:16.913

101 Motopark 1

Motopark EFO

1	28:21.799	...	44.400	32.031	148.7	28:21.799
2	1:41.356	30.084	41.732	29.540	221.0	30:03.155
3	1:34.860	28.649	38.484	27.727	235.8	31:38.015
4	1:32.728	28.179	37.520	27.029	235.8	33:10.743
5	1:32.709	28.078	37.612	27.019	236.9	34:43.452
6	1:45.274	28.217	47.889	29.168	235.3	36:28.726
7	1:48.279 B	35.276	39.151	33.852	198.0	38:17.005
8	9:04.022	7:45.884	46.094	32.044	131.3	47:21.027
9	1:40.872	30.241	40.601	30.030	221.4	49:01.899
10	1:39.607	29.995	40.907	28.705	215.7	50:41.506
11	1:32.795	28.213	37.679	26.903	234.3	52:14.301
12	1:37.204	28.120	37.630	31.454	234.8	53:51.505
13	1:43.669	35.309	40.824	27.536	214.4	55:35.174
14	1:49.859 B	28.350	40.128	41.381	234.3	57:25.033

102 Motopark 2

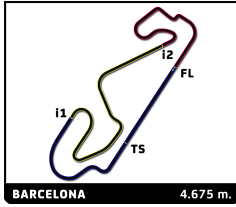
Motopark EFO

1	28:46.507	...	44.925	30.946	115.7	28:46.507
2	1:48.194	33.118	44.121	30.955	209.9	30:34.701
3	1:53.506	32.587	44.671	36.248	218.3	32:28.207
4	1:31.448	27.888	36.966	26.594	236.3	33:59.655
5	1:31.418	27.857	36.969	26.592	236.3	35:31.073
6	1:31.647	27.796	37.203	26.648	237.4	37:02.720
7	1:37.995 B	27.887	37.196	32.912	236.3	38:40.715
8	7:50.052	6:35.342	43.426	31.284	119.5	46:30.767
9	1:43.929	31.908	42.893	29.128	220.5	48:14.696
10	1:39.113	30.972	39.771	28.370	223.2	49:53.809
11	1:31.142	27.898	36.872	26.372	234.8	51:24.951
12	1:31.316	27.705	36.893	26.718	236.9	52:56.267
13	1:44.665 B	27.883	36.998	39.784	235.8	54:40.932

103 Motopark 3

Motopark EFO

1	28:42.360	...	44.132	31.383	135.2	28:42.360
2	1:40.652	32.384	40.511	27.757	202.1	30:23.012
3	1:39.147	31.111	39.930	28.106	217.9	32:02.159
4	1:31.867	27.965	37.229	26.673	235.8	33:34.026
5	1:33.830	27.927	37.196	28.707	236.3	35:07.856
6	1:47.563 B	28.384	37.559	41.620	235.3	36:55.419
7	7:17.992	6:04.552	43.752	29.688	116.4	44:13.411
8	1:40.439	30.993	40.077	29.369	211.5	45:53.850
9	1:33.956	29.192	37.792	26.972	222.3	47:27.806



MOTOPARK TEST

CIRCUIT DE BARCELONA CATALUNYA -16-20 DECEMBER

Day 2 - Session 2 - Group 2

Sector Analysis

— Invalidated Lap

■ Personal Best

■ Session Best

B Crossing the pit lane

Lap	Time	Sector 1	Sector 2	Sector 3	T.Spd	Elapsed	Lap	Time	Sector 1	Sector 2	Sector 3	T.Spd	Elapsed
10	1:31.824	27.914	37.146	26.764	234.3	48:59.630							
11	1:38.889	30.685	41.380	26.824	232.8	50:38.519							
12	1:31.843	27.964	37.194	26.685	232.8	52:10.362							
13	1:49.410 B	31.158	37.936	40.316	218.3	53:59.772							

104 Motopark 4

Motopark EFO

1	28:11.889	...	44.609	31.680	147.1	28:11.889
2	1:47.494	31.651	42.533	33.310	214.0	29:59.383
3	1:34.519	29.364	38.327	26.828	221.4	31:33.902
4	1:31.862	27.866	37.250	26.746	233.3	33:05.764
5	1:41.572	29.370	43.699	28.503	234.3	34:47.336
6	1:38.829 B	28.017	38.090	32.722	234.8	36:26.165
7	10:04.055	8:46.269	45.929	31.857	154.9	46:30.220
8	1:47.273	32.926	45.142	29.205	211.5	48:17.493
9	1:38.475	30.007	41.163	27.305	220.5	49:55.968
10	1:31.533	27.879	37.002	26.652	234.3	51:27.501
11	1:31.643	27.779	37.103	26.761	235.8	52:59.144
12	1:43.620 B	28.001	37.473	38.146	235.8	54:42.764

105 Motopark 5

Motopark EFO

1	28:26.901	...	44.176	31.623	123.5	28:26.901
2	1:46.980	32.423	44.390	30.167	205.1	30:13.881
3	1:44.328	32.290	43.650	28.388	208.7	31:58.209
4	1:41.926	32.831	41.222	27.873	234.8	33:40.135
5	1:31.576	27.957	36.987	26.632	235.3	35:11.711
6	1:44.471 B	27.851	38.102	38.518	236.9	36:56.182
7	10:03.370	8:49.765	43.894	29.711	134.2	46:59.552
8	1:44.329	32.515	42.599	29.215	201.3	48:43.881
9	1:40.434	31.544	40.972	27.918	207.1	50:24.315
10	1:34.649	27.463	39.780	27.406	234.8	51:58.964
11	1:31.450	27.775	37.095	26.580	233.3	53:30.414
12	1:36.228 B	27.896	37.772	30.560	233.8	55:06.642

106 Motopark 6

Motopark EFO

1	32:46.729	...	49.090	32.562	128.8	32:46.729
2	1:43.769	32.940	41.639	29.190	228.4	34:30.498
3	1:34.792	29.099	38.305	27.388	233.3	36:05.290
4	1:34.120	28.613	38.266	27.241	236.3	37:39.410
5	1:34.013	28.660	38.038	27.315	235.8	39:13.423
6	1:33.891	28.545	38.092	27.254	236.3	40:47.314
7	1:33.965	28.618	37.942	27.405	236.3	42:21.279
8	1:34.285	28.747	38.142	27.396	235.8	43:55.564
9	1:34.503	28.711	38.259	27.533	234.8	45:30.067
10	2:05.588 B	32.466	43.516	49.606	234.8	47:35.655



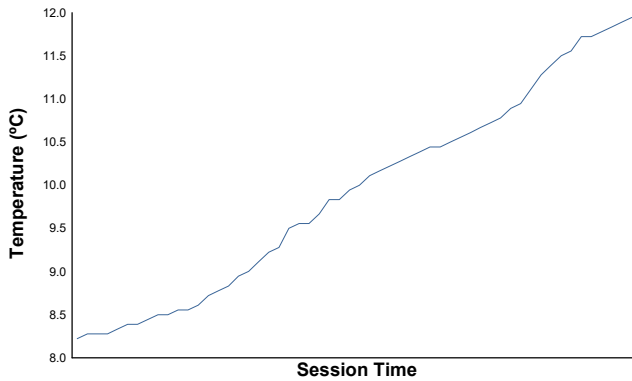
CIRCUIT DE BARCELONA CATALUNYA -16-20 DECEMBI

MOTOPARK TEST

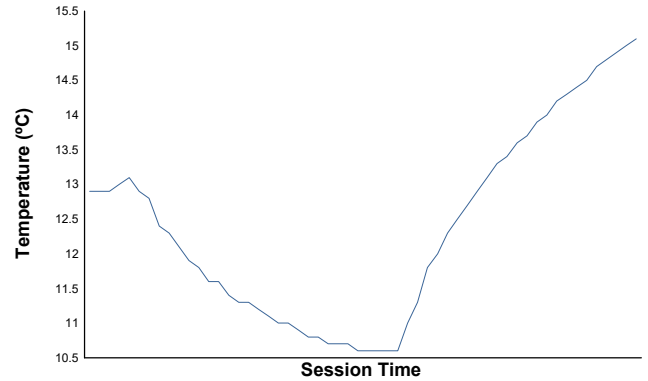
Day 2 - Session 2 - Group 2

Weather Report

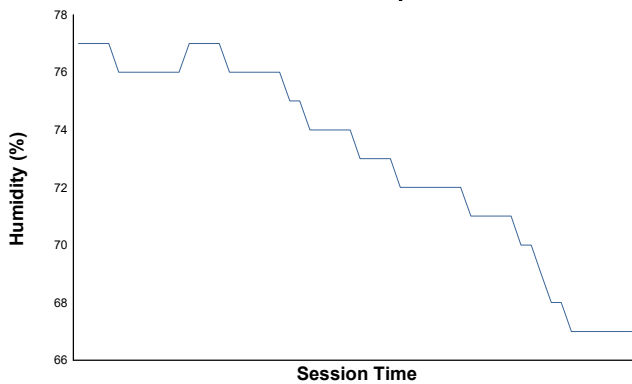
Air Temperature



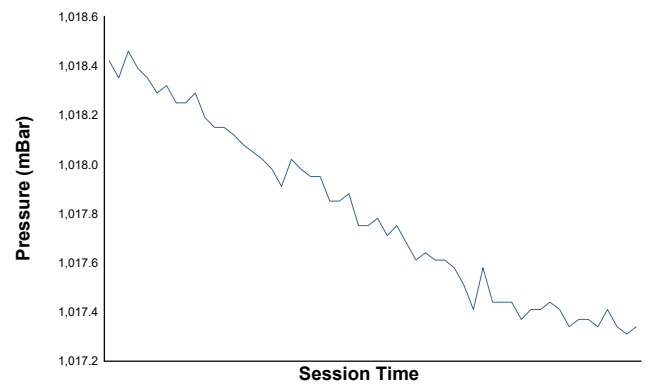
Track Temperature



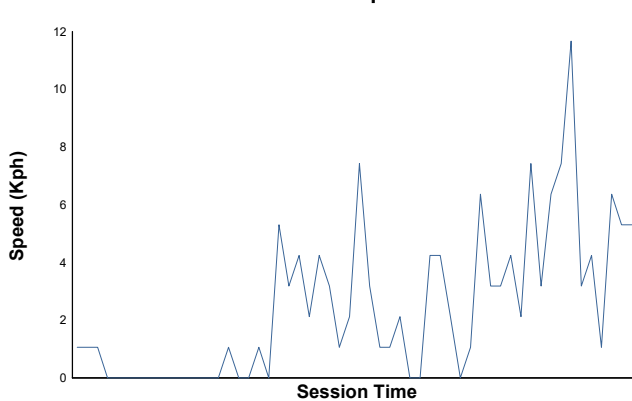
Humidity



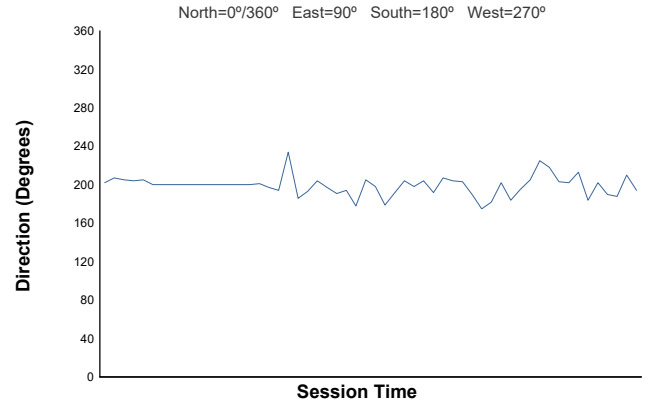
Pressure



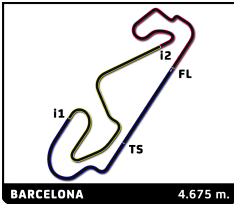
Wind Speed



Wind Direction



Track Status: **DRY**



MOTOPARK TEST

CIRCUIT DE BARCELONA CATALUNYA - 16-20 DECEMBER

Day 2 - Session 3 - Group 2

Classification

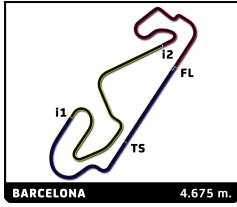
No	Driver	Nat	Team	Car	Cl.	Time	Lap	Total	Gap	Kph
1	89 ART 1		ART F3		F3	1:29.193	3	9	-	- 188.7
2	90 ART 2		ART F3		F3	1:29.451	3	9	+0.258 +0.258	188.1
3	105 Motopark 5		Motopark EFO		EFO	1:31.857	11	14	+2.664 +2.406	183.2
4	102 Motopark 2		Motopark EFO		EFO	1:32.414	10	14	+3.221 +0.557	182.1
5	91 Jenzer 1		Jenzer F3		F3	1:32.592	13	22	+3.399 +0.178	181.8
6	103 Motopark 3		Motopark EFO		EFO	1:32.790	12	14	+3.597 +0.198	181.4
7	101 Motopark 1		Motopark EFO		EFO	1:33.408	11	13	+4.215 +0.618	180.2
8	92 Porteiro 1		Porteiro F3		F3	1:33.466	4	23	+4.273 +0.058	180.1
9	87 Rodin 2		Rodin F3		F3	1:33.816	5	19	+4.623 +0.350	179.4
10	86 Rodin 1		Rodin F3		F3	1:33.997	4	21	+4.804 +0.181	179.0
11	106 Motopark 6		Motopark EFO		EFO	1:34.635	5	10	+5.442 +0.638	177.8
12	93 Elite GB3 1		Elite GB3		GB3	1:35.342	13	16	+6.149 +0.707	176.5
13	88 STK 1		STK Melnik EFO		EFO	1:36.237	12	18	+7.044 +0.895	174.9
14	94 Elite GB3 2		Elite GB3		GB3	1:36.626	12	17	+7.433 +0.389	174.2
15	104 Motopark 4		Motopark EFO		EFO			13		

Fastest Lap: Lap 3 | ART 1 | **1:29.193** | 188.7 Kph

Published at:

Track Status: **DRY**

--	--



MOTOPARK TEST

CIRCUIT DE BARCELONA CATALUNYA -16-20 DECEMBER

Day 2 - Session 3 - Group 2

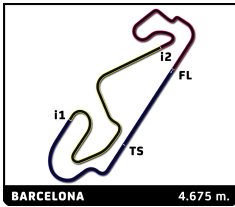
Classification by Class

No Driver	Nat	Team	Car	Time	Lap Total	Gap	Kph
F3							
1 89	ART	1	ART F3	1:29.193	3 9		188.7
2 90	ART	2	ART F3	1:29.451	3 9	+0.258 +0.258	188.1
3 91	Jenzer	1	Jenzer F3	1:32.592	13 22	+3.399 +3.141	181.8
4 92	Porteiro	1	Porteiro F3	1:33.466	4 23	+4.273 +0.874	180.1
5 87	Rodin	2	Rodin F3	1:33.816	5 19	+4.623 +0.350	179.4
6 86	Rodin	1	Rodin F3	1:33.997	4 21	+4.804 +0.181	179.0
EFO							
1 105	Motopark	5	Motopark EFO	1:31.857	11 14		183.2
2 102	Motopark	2	Motopark EFO	1:32.414	10 14	+0.557 +0.557	182.1
3 103	Motopark	3	Motopark EFO	1:32.790	12 14	+0.933 +0.376	181.4
4 101	Motopark	1	Motopark EFO	1:33.408	11 13	+1.551 +0.618	180.2
5 106	Motopark	6	Motopark EFO	1:34.635	5 10	+2.778 +1.227	177.8
6 88	STK	1	STK Melnik EFO	1:36.237	12 18	+4.380 +1.602	174.9
7 104	Motopark	4	Motopark EFO		13		
GB3							
1 93	Elite	GB3 1	Elite GB3	1:35.342	13 16		176.5
2 94	Elite	GB3 2	Elite GB3	1:36.626	12 17	+1.284 +1.284	174.2

Published at:

Track Status: **DRY**

--	--



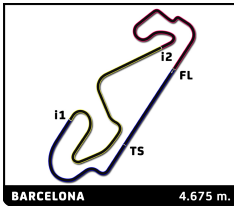
MOTOPARK TEST

CIRCUIT DE BARCELONA CATALUNYA - 16-20 DECEMBER

Day 2 - Session 3 - Group 2

Best Top Speed

No Driver	Team	Class	Top 1		Top 2		Top 3		Top 4		Top 5		Avg	
			Kph	Lap	Kph	Lap	Kph	Lap	Kph	Lap	Kph	Lap		
86	Rodin 1	Rodin F3	F3	276.6	18	275.2	15	274.5	17	273.9	16	273.2	10	274.7
92	Porteiro 1	Porteiro F3	F3	276.6	19	274.5	18	274.5	17	273.9	9	273.9	11	274.7
91	Jenzer 1	Jenzer F3	F3	273.9	16	258.2	14	257.6	17	257.6	15	257.0	9	260.9
87	Rodin 2	Rodin F3	F3	272.5	11	272.5	10	271.8	16	271.8	15	271.1	17	271.9
90	ART 2	ART F3	F3	256.4	5	255.8	3	253.4	8	253.4	9	249.9	6	253.8
89	ART 1	ART F3	F3	254.6	5	252.8	3	251.1	6	251.1	9	249.9	8	251.9
93	Elite GB3 1	Elite GB3	GB3	241.1	14	240.0	13	240.0	12	239.5	8	238.4	16	239.8
94	Elite GB3 2	Elite GB3	GB3	238.4	12	237.9	16	237.9	14	237.4	13	236.9	17	237.7
101	Motopark 1	Motopark EFO	EFO	236.3	13	235.3	12	234.3	11	232.8	5	232.3	6	234.2
102	Motopark 2	Motopark EFO	EFO	236.3	13	233.8	11	233.8	7	233.3	14	233.3	12	234.1
88	STK 1	STK Melnik EFO	EFO	235.8	16	235.3	18	234.3	14	233.8	7	233.3	17	234.5
105	Motopark 5	Motopark EFO	EFO	234.8	14	233.8	13	233.8	11	232.8	12	232.8	7	233.6
104	Motopark 4	Motopark EFO	EFO	234.3	10	231.8	12	231.8	6	231.3	4	211.1	2	228.1
106	Motopark 6	Motopark EFO	EFO	234.3	9	234.3	6	233.8	4	233.8	7	233.3	5	233.9
103	Motopark 3	Motopark EFO	EFO	233.3	12	233.3	6	233.3	5	232.8	13	232.8	4	233.1



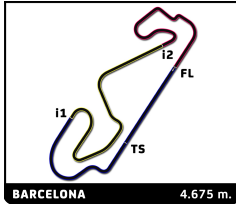
MOTOPARK TEST

CIRCUIT DE BARCELONA CATALUNYA -16-20 DECEMBER

Day 2 - Session 3 - Group 2

Best Sector Times

Sector 1			Sector 2			Sector 3			Pos	No Driver	Ideal Lap	Best Lap
Pos	No Driver	Time	No Driver	Time	No Driver	Time	Pos	No Driver				
1	90 ART 2	26.727	89 ART 1	36.118	89 ART 1	26.239	1	89 ART 1	1:29.151	1:29.193	(1)	
2	89 ART 1	26.794	90 ART 2	36.251	90 ART 2	26.473	2	90 ART 2	1:29.451	1:29.451	(2)	
3	91 Jenzer 1	26.973	105 Motopark 5	37.096	105 Motopark 5	26.792	3	105 Motopark 5	1:31.799	1:31.857	(3)	
4	92 Porteiro 1	27.347	102 Motopark 2	37.362	102 Motopark 2	26.859	4	91 Jenzer 1	1:31.824	1:32.592	(5)	
5	87 Rodin 2	27.435	91 Jenzer 1	37.560	103 Motopark 3	26.995	5	102 Motopark 2	1:32.207	1:32.414	(4)	
6	86 Rodin 1	27.548	103 Motopark 3	37.619	91 Jenzer 1	27.291	6	92 Porteiro 1	1:32.765	1:33.466	(8)	
7	105 Motopark 5	27.911	101 Motopark 1	37.780	104 Motopark 4	27.331	7	103 Motopark 3	1:32.790	1:32.790	(6)	
8	102 Motopark 2	27.986	104 Motopark 4	37.791	101 Motopark 1	27.381	8	101 Motopark 1	1:33.327	1:33.408	(7)	
9	101 Motopark 1	28.166	92 Porteiro 1	37.812	106 Motopark 6	27.501	9	104 Motopark 4	1:33.356			
10	103 Motopark 3	28.176	87 Rodin 2	38.190	92 Porteiro 1	27.606	10	87 Rodin 2	1:33.558	1:33.816	(9)	
11	104 Motopark 4	28.234	106 Motopark 6	38.224	86 Rodin 1	27.803	11	86 Rodin 1	1:33.581	1:33.997	(10)	
12	93 Elite GB3 1	28.515	86 Rodin 1	38.230	87 Rodin 2	27.933	12	106 Motopark 6	1:34.457	1:34.635	(11)	
13	106 Motopark 6	28.732	93 Elite GB3 1	38.791	93 Elite GB3 1	27.978	13	93 Elite GB3 1	1:35.284	1:35.342	(12)	
14	88 STK 1	28.842	88 STK 1	38.984	88 STK 1	28.058	14	88 STK 1	1:35.884	1:36.237	(13)	
15	94 Elite GB3 2	28.901	94 Elite GB3 2	39.388	94 Elite GB3 2	28.211	15	94 Elite GB3 2	1:36.500	1:36.626	(14)	



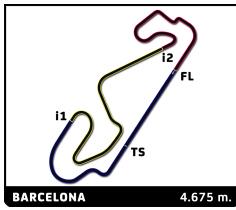
MOTOPARK TEST

CIRCUIT DE BARCELONA CATALUNYA -16-20 DECEMBER

Day 2 - Session 3 - Group 2

Sector Analysis

_ Invalidated Lap							■ Personal Best							■ Session Best							B Crossing the pit lane						
Lap	Time	Sector 1	Sector 2	Sector 3	T.Sp	Elapsed	Lap	Time	Sector 1	Sector 2	Sector 3	T.Sp	Elapsed	Lap	Time	Sector 1	Sector 2	Sector 3	T.Sp	Elapsed	Lap	Time	Sector 1	Sector 2	Sector 3	T.Sp	Elapsed
86 Rodin 1																											
Rodin F3																											
1	8:02.822	6:32.769	53.273	36.780	129.4	8:02.822	9	8:18.237	7:06.580	42.299	29.358	174.0	24:28.843														
2	1:59.975	36.442	49.063	34.470	207.9	10:02.797	10	1:37.666	29.626	39.660	28.380	232.3	26:06.509														
3	1:57.467	35.707	46.528	35.232	211.5	12:00.264	11	1:36.246	28.992	39.138	28.116	233.3	27:42.755														
4	1:33.997	27.964	38.230	27.803	256.4	13:34.261	12	1:36.237	28.842	38.984	28.411	233.3	29:18.992														
5	1:34.106	27.729	38.266	28.111	257.0	15:08.367	13	1:37.075	29.289	39.556	28.230	233.3	30:56.067														
6	1:34.859	27.990	38.548	28.321	256.4	16:43.226	14	1:36.372	28.890	39.155	28.327	234.3	32:32.439														
7	1:35.074	27.990	38.681	28.403	258.2	18:18.300	15	1:37.052	28.963	39.718	28.371	233.3	34:09.491														
8	1:35.132	27.917	38.967	28.248	257.0	19:53.432	16	1:37.846	29.505	39.946	28.395	235.8	35:47.337														
9	1:34.469	27.553	38.597	28.319	272.5	21:27.901	17	1:37.118	28.986	39.895	28.237	233.3	37:24.455														
10	1:34.524	27.548	38.725	28.251	273.2	23:02.425	18	1:55.329B	31.237	39.537	44.555	235.3	39:19.784														
11	1:34.738	27.553	38.899	28.286	273.2	24:37.163																					
12	1:35.271	27.941	38.757	28.573	258.9	26:12.434																					
13	1:36.065	28.076	38.905	29.084	261.3	27:48.499																					
14	1:35.599	28.099	39.033	28.467	260.7	29:24.098																					
15	1:35.235	27.625	39.008	28.602	275.2	30:59.333																					
16	1:35.482	27.757	39.110	28.615	273.9	32:34.815																					
17	1:35.767	27.790	39.273	28.704	274.5	34:10.582																					
18	1:35.671	27.723	39.165	28.783	276.6	35:46.253																					
19	1:36.211	28.228	39.240	28.743	258.2	37:22.464																					
20	1:35.830	27.721	39.186	28.923	272.5	38:58.294																					
21	1:35.939	27.951	39.188	28.800	272.5	40:34.233																					
87 Rodin 2																											
Rodin F3																											
1	7:50.264	6:17.471	53.833	38.960	116.7	7:50.264	1	14:43.521	...	47.162	32.342	104.7	14:43.521														
2	2:04.944	37.440	50.114	37.390	208.3	9:55.208	2	1:57.286	32.950	51.606	32.730	225.1	16:40.807														
3	1:51.098	33.727	45.644	31.727	216.6	11:46.306	3	1:29.193	26.836	36.118	26.239	252.8	18:10.000														
4	1:34.416	27.818	38.366	28.232	256.4	13:20.722	4	1:54.893	34.122	49.287	31.484	217.0	20:04.893														
5	1:33.816	27.693	38.190	27.933	257.6	14:54.538	5	1:41.331	26.794	44.607	29.930	254.6	21:46.224														
6	1:34.858	27.755	38.419	28.684	257.6	16:29.396	6	1:44.034B	26.931	40.160	36.943	251.1	23:30.258														
7	1:34.464	27.885	38.378	28.201	258.2	18:03.860	7	14:36.021	...	42.239	29.796	187.1	38:06.279														
8	1:35.085	28.423	38.503	28.159	256.4	19:38.945	8	1:30.622	27.114	36.843	26.665	249.9	39:36.901														
9	1:34.277	27.476	38.621	28.180	271.1	21:13.222	9	1:57.943B	34.331	46.184	37.428	251.1	41:34.844														
10	1:34.442	27.435	38.596	28.411	272.5	22:47.664																					
11	1:35.256	28.273	38.557	28.426	272.5	24:22.920																					
12	1:34.697	27.823	38.635	28.239	257.0	25:57.617																					
13	1:34.746	27.829	38.579	28.338	257.0	27:32.363																					
14	1:34.981	27.851	38.741	28.389	257.0	29:07.344																					
15	1:34.731	27.576	38.680	28.475	271.8	30:42.075																					
16	1:34.777	27.606	38.670	28.501	271.8	32:16.852																					
17	1:35.111	27.658	38.759	28.694	271.1	33:51.963																					
18	2:27.316B	47.824	56.771	42.721	107.8	36:19.279																					
19	4:02.039	2:44.922	44.879	32.238	154.2	40:21.318																					
88 STK 1																											
STK Melnik EFO																											
1	4:21.477	3:02.026	44.640	34.811	164.2	4:21.477	1	2:47.849	1:30.429	44.048	33.372	164.5	2:47.849														
2	1:41.897	30.742	41.619	29.536	227.4	6:03.374	2	1:48.839	34.965	42.194	31.680	198.8	4:36.688														
3	1:39.276	30.000	40.220	29.056	229.9	7:42.650	3	1:33.028	27.790	37.804	27.434	252.3	6:09.716														
4	1:38.673	29.443	40.777	28.453	233.3	9:21.323	4	1:32.881	27.431	37.560	27.890	254.6	7:42.597														
5	1:38.491	29.425	40.289	28.777	231.8	10:59.814	5	1:32.792	27.417	37.825	27.550	255.2	9:15.389														
6	1:37.227	29.258	39.593	28.376	231.8	12:37.041	6	1:32.839	27.447	37.774	27.618	255.8	10:48.228														
7	1:36.705	29.033	39.614	28.058	233.8	14:13.746	7	1:32.833	27.234	37.874	27.725	256.4	12:21.061														
8	1:56.860B	29.915	39.546	47.399	232.8	16:10.606	8	1:33.254	27.489	38.009	27.756	256.4	13:54.315														
							9	1:33.583	27.479	37.985	28.119	257.0	15:27.898														
							10	1:39.165B	27.631	38.221	33.313	257.0	17:07.063														
							11	5:46.954	4:18.404	47.848	40.702	129.7	22:54.017														
							12	1:47.837	30.457	45.116	32.264	236.9	24:41.854														
							13	1:32.592	27.687	37.614	27.291	255.2	26:14.446														
							14	1:32.772	27.218	37.873	27.681	258.2	27:47.218														
							15	1:32.610	27.243	37.807	27.560	257.6	29:19.828														
							16	1:32.914	26.973	38.077	27.864	273.9	30:52.742														
							17	1:33.125	27.495	37.893	27.737	257.6	32:25.867														
							18	1:34.546	28.412	38.334	27.800	256.4	34:00.413														
							19	1:33.613	27.354	38.388	27.871	257.0	35:34.026														
							20	1:33.635	27.541	38.152	27.942	256.4	37:07.661														



MOTOPARK TEST

CIRCUIT DE BARCELONA CATALUNYA -16-20 DECEMBER

Day 2 - Session 3 - Group 2

Sector Analysis

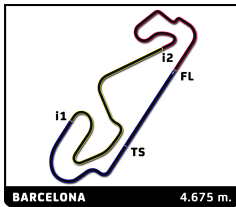
— Invalidated Lap

■ Personal Best

■ Session Best

■ Crossing the pit lane

Lap	Time	Sector 1	Sector 2	Sector 3	T.Sp	Elapsed	Lap	Time	Sector 1	Sector 2	Sector 3	T.Sp	Elapsed
21	1:33.978	27.630	38.325	28.023	257.0	38:41.639	8	1:46.406 B	29.438	40.396	36.572	236.9	13:58.079
22	1:34.100	27.631	38.452	28.017	256.4	40:15.739	9	6:10.788	4:47.734	49.722	33.332	144.2	20:08.867
92 Porteiro 1							10	1:45.068	31.812	42.313	30.943	219.2	21:53.935
Porteiro F3							11	1:40.400	30.249	40.404	29.747	217.0	23:34.335
1	2:26.004	1:02.455	49.407	34.142	129.4	2:26.004	12	1:36.626	28.920	39.495	28.211	238.4	25:10.961
2	1:53.767	33.904	44.860	35.003	230.8	4:19.771	13	1:36.672	28.901	39.388	28.383	237.4	26:47.633
3	1:33.641	28.223	37.812	27.606	255.2	5:53.412	14	1:36.815	28.925	39.406	28.484	237.9	28:24.448
4	1:33.466	27.704	37.896	27.866	257.0	7:26.878	15	1:50.164	34.102	46.033	30.029	161.8	30:14.612
5	1:34.699	28.405	38.123	28.171	256.4	9:01.577	16	1:37.424	29.035	39.777	28.612	237.9	31:52.036
6	1:33.771	27.349	38.156	28.266	271.8	10:35.348	17	1:45.907 B	28.987	40.132	36.788	236.9	33:37.943
7	1:34.026	27.441	38.332	28.253	273.2	12:09.374	101 Motopark 1						
8	1:34.172	27.397	38.473	28.302	272.5	13:43.546	Motopark EFO						
9	1:34.436	27.486	38.556	28.394	273.9	15:17.982	1	3:29.542	2:13.211	45.142	31.189	148.9	3:29.542
10	1:34.050	27.409	38.517	28.124	273.2	16:52.032	2	1:38.986	30.570	39.559	28.857	217.0	5:08.528
11	1:33.847	27.378	38.350	28.119	273.9	18:25.879	3	1:35.701	29.147	38.482	28.072	224.6	6:44.229
12	1:34.569	27.347	38.737	28.485	273.2	20:00.448	4	1:34.209	28.528	38.208	27.473	231.8	8:18.438
13	1:35.116	28.042	38.534	28.540	260.1	21:35.564	5	1:33.984	28.397	38.206	27.381	232.8	9:52.422
14	1:35.070	28.018	38.597	28.455	257.6	23:10.634	6	1:43.186	28.645	45.869	28.672	232.3	11:35.608
15	1:35.145	28.150	38.582	28.413	257.6	24:45.779	7	1:56.733 B	32.181	43.937	40.615	231.3	13:32.341
16	1:34.542	27.547	38.606	28.389	273.9	26:20.321	8	9:13.793	8:00.067	43.318	30.408	174.5	22:46.134
17	1:34.353	27.456	38.427	28.470	274.5	27:54.674	9	1:43.170	31.267	42.552	29.351	222.8	24:29.304
18	1:35.181	27.593	38.798	28.790	274.5	29:29.855	10	1:41.649	29.383	44.097	28.169	225.1	26:10.953
19	1:35.163	27.737	38.775	28.651	276.6	31:05.018	11	1:33.408	28.166	37.780	27.462	234.3	27:44.361
20	1:35.879	28.311	38.829	28.739	258.2	32:40.897	12	1:43.447	28.179	41.537	33.731	235.3	29:27.808
21	1:36.015	28.207	38.963	28.845	257.6	34:16.912	13	1:44.675 B	28.257	38.004	38.414	236.3	31:12.483
22	1:36.241	28.312	39.137	28.792	258.2	35:53.153	102 Motopark 2						
23	1:47.781 B	31.807	40.922	35.052	256.4	37:40.934	Motopark EFO						
93 Elite GB3 1							1	9:07.893	7:56.481	42.738	28.674	140.1	9:07.893
Elite GB3							2	1:44.424 B	29.512	38.254	36.658	219.6	10:52.317
1	2:05.550	45.992	47.053	32.505	164.7	2:05.550	3	2:36.540 B	1:16.460	42.328	37.752	167.8	13:28.857
2	1:44.294	31.982	42.859	29.453	217.0	3:49.844	4	2:19.041	1:07.895	41.737	29.409	169.9	15:47.898
3	1:37.342	29.235	39.624	28.483	235.3	5:27.186	5	1:43.256 B	28.728	37.771	36.757	231.3	17:31.154
4	1:36.522	28.977	39.247	28.298	236.3	7:03.708	6	2:30.229	1:17.411	40.370	32.448	169.9	20:01.383
5	1:36.376	28.781	39.202	28.393	237.4	8:40.084	7	1:43.131 B	28.541	38.032	36.558	233.8	21:44.514
6	1:36.212	28.851	39.082	28.279	237.9	10:16.296	8	5:36.497	4:23.743	42.633	30.121	141.7	27:21.011
7	1:36.503	28.771	39.327	28.405	237.9	11:52.799	9	1:40.994	30.923	40.012	30.059	219.2	29:02.005
8	1:43.386 B	28.824	39.423	35.139	239.5	13:36.185	10	1:32.414	28.174	37.381	26.859	232.8	30:34.419
9	6:33.884	5:03.415	55.115	35.354	124.5	20:10.069	11	1:32.446	28.046	37.362	27.038	233.8	32:06.865
10	1:46.779	33.586	43.173	30.020	189.1	21:56.848	12	1:32.559	28.044	37.413	27.102	233.3	33:39.424
11	1:42.242	30.973	42.241	29.028	223.2	23:39.090	13	1:32.501	27.986	37.427	27.088	236.3	35:11.925
12	1:35.477	28.640	38.813	28.024	240.0	25:14.567	14	1:47.286 B	28.060	37.571	41.655	233.3	36:59.211
13	1:35.342	28.573	38.791	27.978	240.0	26:49.909	103 Motopark 3						
14	1:35.581	28.515	38.971	28.095	241.1	28:25.490	Motopark EFO						
15	1:47.813	32.754	45.666	29.393	204.7	30:13.303	1	10:47.568	9:35.505	43.507	28.556	146.7	10:47.568
16	1:43.182 B	28.678	39.128	35.376	238.4	31:56.485	2	1:39.846	30.227	39.849	29.770	212.8	12:27.414
94 Elite GB3 2							3	1:36.127	29.653	38.467	28.007	213.2	14:03.541
Elite GB3							4	1:33.350	28.313	37.857	27.180	232.8	15:36.891
1	2:11.997	51.325	47.962	32.710	151.6	2:11.997	5	1:33.459	28.255	37.937	27.267	233.3	17:10.350
2	1:43.185	31.592	42.334	29.259	210.3	3:55.182	6	1:51.386 B	28.617	40.230	42.539	233.3	19:01.736
3	1:37.802	29.210	39.776	28.816	236.3	5:32.984	7	2:31.015 B	1:08.731	40.911	41.373	166.2	21:32.751
4	1:37.448	29.118	39.752	28.578	236.3	7:10.432	8	7:03.800	5:50.745	43.228	29.827	137.3	28:36.551
5	1:37.836	29.093	40.099	28.644	236.9	8:48.268	9	1:42.916	31.524	41.593	29.799	216.1	30:19.467
6	1:37.534	29.014	39.758	28.762	236.3	10:25.802	10	1:39.783	30.815	39.766	29.202	217.9	31:59.250
7	1:45.871	29.107	44.899	31.865	236.3	12:11.673	11	1:34.540	29.763	37.721	27.056	223.7	33:33.790



MOTOPARK TEST

CIRCUIT DE BARCELONA CATALUNYA -16-20 DECEMBER

Day 2 - Session 3 - Group 2

Sector Analysis

— Invalidated Lap

■ Personal Best

■ Session Best

B Crossing the pit lane

Lap	Time	Sector 1	Sector 2	Sector 3	T.Sp	Elapsed	Lap	Time	Sector 1	Sector 2	Sector 3	T.Sp	Elapsed
12	1:32.790	28.176	37.619	26.995	233.3	35:06.580							
13	1:49.260B	30.277	39.091	39.892	232.8	36:55.840							
14	2:27.706B	1:08.872	39.030	39.804	168.6	39:23.546							

104 Motopark 4

Motopark EFO

1	4:50.135	3:41.330	40.760	28.045	159.4	4:50.135
2	1:44.420B	29.961	38.538	35.921	211.1	6:34.555
3	2:28.243	1:15.776	43.948	28.519	166.5	9:02.798
4	1:40.850B	29.331	38.241	33.278	231.3	10:43.648
5	2:16.424	1:02.989	44.770	28.665	170.1	13:00.072
6	1:40.692B	28.372	37.894	34.426	231.8	14:40.764
7	2:21.712B	1:07.218	40.752	33.742	170.7	17:02.476
8	7:18.193B	6:07.092	38.366	32.735	170.1	24:20.669
9	2:17.275	1:11.635	38.309	27.331	170.1	26:37.944
10	1:38.288B	28.234	37.791	32.263	234.3	28:16.232
11	2:13.901	1:07.539	38.495	27.867	171.2	30:30.133
12	1:38.962B	28.380	37.843	32.739	231.8	32:09.095
13	2:15.556B	1:05.302	38.221	32.033	170.9	34:24.651

105 Motopark 5

Motopark EFO

1	2:26.821	1:09.763	43.364	33.694	160.4	2:26.821
2	1:43.034	33.553	41.061	28.420	202.1	4:09.855
3	1:39.362	31.337	40.365	27.660	203.2	5:49.217
4	1:32.984	28.194	37.626	27.164	232.8	7:22.201
5	1:32.957	28.097	37.739	27.121	232.3	8:55.158
6	1:33.007	28.196	37.681	27.130	231.8	10:28.165
7	1:38.281B	28.183	37.667	32.431	232.8	12:06.446
8	8:00.753	6:48.171	42.551	30.031	147.9	20:07.199
9	1:41.596	31.596	41.000	29.000	209.1	21:48.795
10	1:37.457	31.119	39.215	27.123	211.9	23:26.252
11	1:31.857	27.969	37.096	26.792	233.8	24:58.109
12	1:32.462	28.082	37.257	27.123	232.8	26:30.571
13	1:32.007	27.911	37.257	26.839	233.8	28:02.578
14	1:37.020B	27.950	37.465	31.605	234.8	29:39.598

106 Motopark 6

Motopark EFO

1	12:39.377	...	55.958	35.037	96.5	12:39.377
2	1:40.797	31.036	40.785	28.976	225.6	14:20.174
3	1:36.262	28.950	38.453	28.859	232.8	15:56.436
4	1:34.873	29.010	38.336	27.527	233.8	17:31.309
5	1:34.635	28.910	38.224	27.501	233.3	19:05.944
6	1:34.898	28.738	38.497	27.663	234.3	20:40.842
7	1:34.778	28.732	38.376	27.670	233.8	22:15.620
8	1:35.040	28.901	38.464	27.675	233.3	23:50.660
9	1:35.146	28.841	38.284	28.021	234.3	25:25.806
10	2:04.308B	33.686	45.021	45.601	231.3	27:30.114

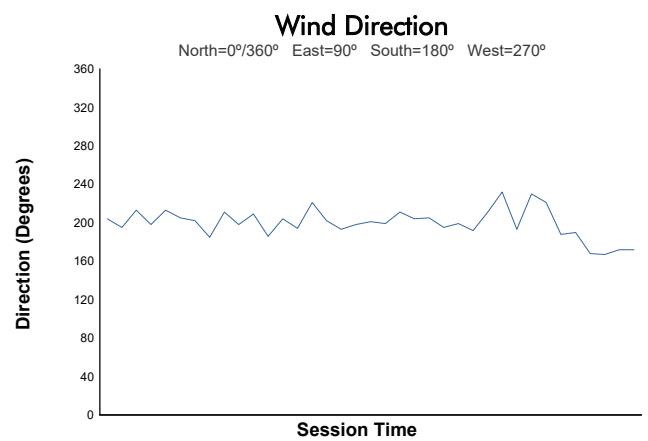
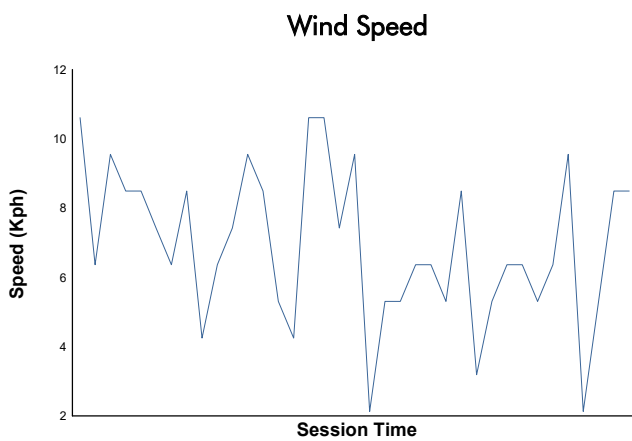
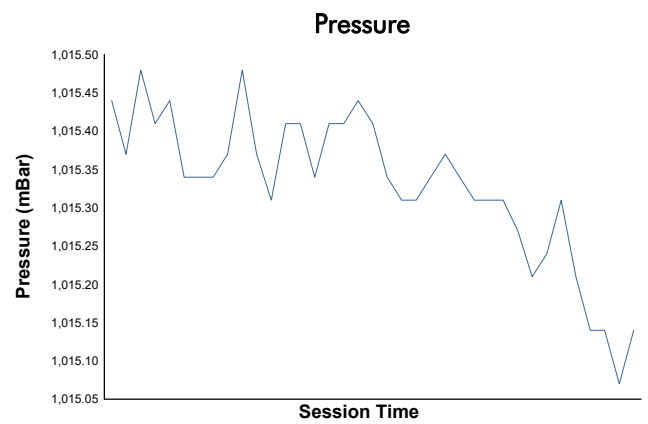
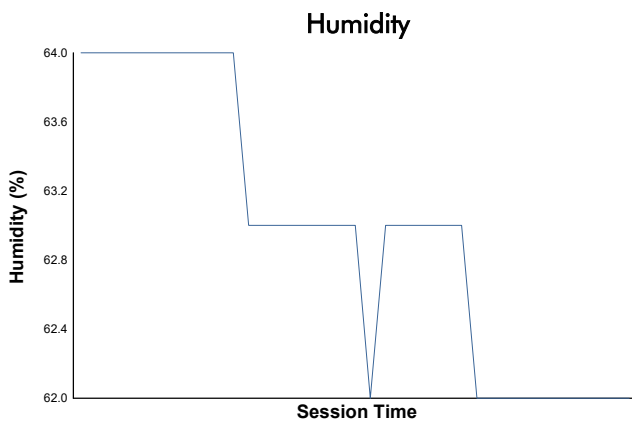
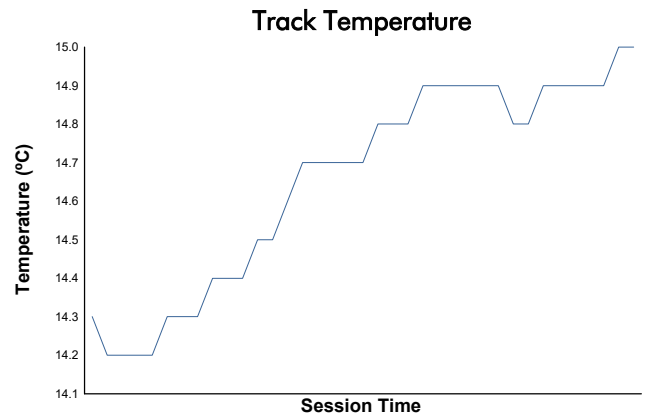
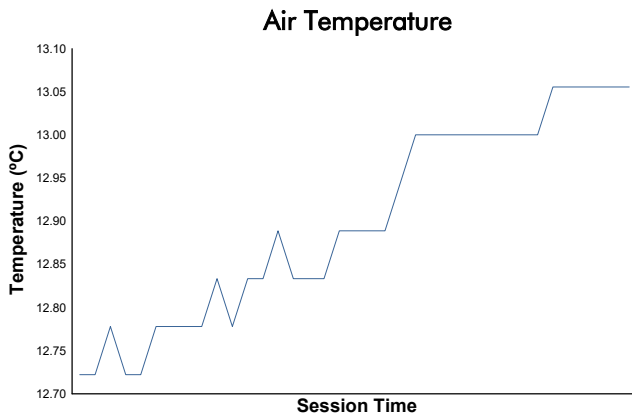


CIRCUIT DE BARCELONA CATALUNYA -16-20 DECEMBI

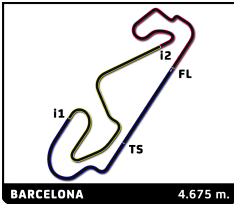
MOTOPARK TEST

Day 2 - Session 3 - Group 2

Weather Report



Track Status: **DRY**



MOTOPARK TEST

CIRCUIT DE BARCELONA CATALUNYA - 16-20 DECEMBER

Day 2 - Session 4 - Group 2

Classification

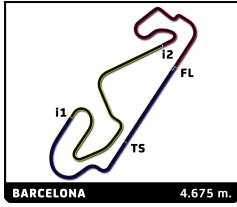
No	Driver	Nat	Team	Car	Cl.	Time	Lap	Total	Gap	Kph	
1	90	ART	2	ART F3	F3	1:28.787	9	12	-	-	189.6
2	89	ART	1	ART F3	F3	1:28.934	9	11	+0.147	+0.147	189.2
3	86	Rodin	1	Rodin F3	F3	1:30.001	7	8	+1.214	+1.067	187.0
4	103	Motopark	3	Motopark EFO	EFO	1:31.403	9	11	+2.616	+1.402	184.1
5	105	Motopark	5	Motopark EFO	EFO	1:31.675	14	15	+2.888	+0.272	183.6
6	91	Jenzer	1	Jenzer F3	F3	1:32.401	5	24	+3.614	+0.726	182.1
7	102	Motopark	2	Motopark EFO	EFO	1:32.575	3	12	+3.788	+0.174	181.8
8	104	Motopark	4	Motopark EFO	EFO	1:33.032	6	21	+4.245	+0.457	180.9
9	101	Motopark	1	Motopark EFO	EFO	1:33.387	4	8	+4.600	+0.355	180.2
10	92	Porteiro	1	Porteiro F3	F3	1:33.422	4	23	+4.635	+0.035	180.2
11	87	Rodin	2	Rodin F3	F3	1:33.679	4	7	+4.892	+0.257	179.7
12	106	Motopark	6	Motopark EFO	EFO	1:34.617	9	10	+5.830	+0.938	177.9
13	93	Elite	GB3 1	Elite GB3	GB3	1:37.261	9	12	+8.474	+2.644	173.0
14	88	STK	1	STK Melnik EFO	EFO	1:37.505	7	9	+8.718	+0.244	172.6
15	94	Elite	GB3 2	Elite GB3	GB3	1:38.576	7	17	+9.789	+1.071	170.7
16	16	ART	3	ART F4	F4			2			

Fastest Lap: Lap 9 | ART 2 | **1:28.787** | 189.6 Kph

Published at:

Track Status: **DRY**

--	--

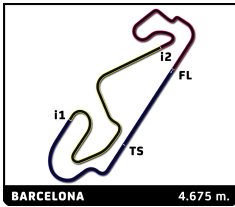

MOTOPARK TEST
CIRCUIT DE BARCELONA CATALUNYA -16-20 DECEMBER
Day 2 - Session 4 - Group 2
Classification by Class

No Driver	Nat	Team	Car	Time	Lap Total	Gap	Kph
F4							
1	16	ART 3	ART F4		2		
F3							
1	90	ART 2	ART F3	1:28.787	9	12	189.6
2	89	ART 1	ART F3	1:28.934	9	11	+0.147 +0.147 189.2
3	86	Rodin 1	Rodin F3	1:30.001	7	8	+1.214 +1.067 187.0
4	91	Jenzer 1	Jenzer F3	1:32.401	5	24	+3.614 +2.400 182.1
5	92	Porteiro 1	Porteiro F3	1:33.422	4	23	+4.635 +1.021 180.2
6	87	Rodin 2	Rodin F3	1:33.679	4	7	+4.892 +0.257 179.7
EFO							
1	103	Motopark 3	Motopark EFO	1:31.403	9	11	184.1
2	105	Motopark 5	Motopark EFO	1:31.675	14	15	+0.272 +0.272 183.6
3	102	Motopark 2	Motopark EFO	1:32.575	3	12	+1.172 +0.900 181.8
4	104	Motopark 4	Motopark EFO	1:33.032	6	21	+1.629 +0.457 180.9
5	101	Motopark 1	Motopark EFO	1:33.387	4	8	+1.984 +0.355 180.2
6	106	Motopark 6	Motopark EFO	1:34.617	9	10	+3.214 +1.230 177.9
7	88	STK 1	STK Melnik EFO	1:37.505	7	9	+6.102 +2.888 172.6
GB3							
1	93	Elite GB3 1	Elite GB3	1:37.261	9	12	173.0
2	94	Elite GB3 2	Elite GB3	1:38.576	7	17	+1.315 +1.315 170.7

Published at:

 Track Status: **DRY**

--	--



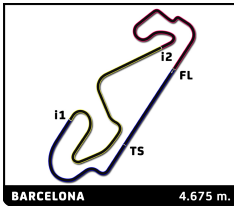
MOTOPARK TEST

CIRCUIT DE BARCELONA CATALUNYA - 16-20 DECEMBER

Day 2 - Session 4 - Group 2

Best Top Speed

No Driver	Team	Class	Top 1		Top 2		Top 3		Top 4		Top 5		Avg	
			Kph	Lap	Kph	Lap	Kph	Lap	Kph	Lap	Kph	Lap		
86	Rodin 1	Rodin F3	F3	284.6	8	277.3	7	275.2	3	237.9	4	212.3	6	257.5
92	Porteiro 1	Porteiro F3	F3	276.6	17	275.9	23	275.9	10	275.2	22	275.2	18	275.8
87	Rodin 2	Rodin F3	F3	273.9	7	260.1	6	258.9	5	258.2	4	226.0	2	255.4
91	Jenzer 1	Jenzer F3	F3	263.2	14	260.1	23	260.1	8	259.5	7	259.5	9	260.5
90	ART 2	ART F3	F3	260.1	9	257.6	11	257.6	5	257.6	3	256.4	12	257.9
89	ART 1	ART F3	F3	256.4	9	255.8	6	255.2	5	255.2	3	254.6	11	255.4
102	Motopark 2	Motopark EFO	EFO	244.3	10	243.2	11	241.6	12	241.6	9	241.1	8	242.4
93	Elite GB3 1	Elite GB3	GB3	243.8	4	241.6	12	241.6	7	241.1	11	240.5	10	241.7
94	Elite GB3 2	Elite GB3	GB3	243.8	5	241.1	4	240.5	16	240.5	6	240.0	3	241.2
104	Motopark 4	Motopark EFO	EFO	243.8	17	243.8	16	243.8	5	243.8	18	240.5	15	243.1
101	Motopark 1	Motopark EFO	EFO	236.9	5	236.9	6	236.3	4	236.3	7	235.3	3	236.3
103	Motopark 3	Motopark EFO	EFO	236.9	10	236.3	9	235.8	5	235.3	4	225.1	3	233.9
105	Motopark 5	Motopark EFO	EFO	235.8	7	235.8	5	235.8	4	235.3	14	235.3	12	235.6
106	Motopark 6	Motopark EFO	EFO	235.8	9	235.8	7	235.3	6	235.3	5	235.3	4	235.5
88	STK 1	STK Melnik EFO	EFO	235.3	6	234.8	7	234.8	8	234.3	9	233.8	3	234.6
16	ART 3	ART F4	F4	223.2	2	118.3	1							170.8



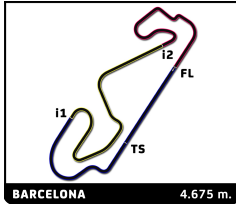
MOTOPARK TEST

CIRCUIT DE BARCELONA CATALUNYA -16-20 DECEMBER

Day 2 - Session 4 - Group 2

Best Sector Times

Sector 1			Sector 2			Sector 3			Ideal Lap	Best Lap	
Pos	No Driver	Time	No Driver	Time	No Driver	Time	Pos	No Driver			
1	90 ART 2	26.483	90 ART 2	36.041	89 ART 1	26.237	1	90 ART 2	1:28.787	1:28.787	(1)
2	86 Rodin 1	26.503	89 ART 1	36.093	90 ART 2	26.263	2	89 ART 1	1:28.934	1:28.934	(2)
3	89 ART 1	26.604	86 Rodin 1	36.665	103 Motopark 3	26.581	3	86 Rodin 1	1:29.848	1:30.001	(3)
4	91 Jenzer 1	27.290	105 Motopark 5	37.050	105 Motopark 5	26.652	4	103 Motopark 3	1:31.403	1:31.403	(4)
5	87 Rodin 2	27.429	103 Motopark 3	37.070	86 Rodin 1	26.680	5	105 Motopark 5	1:31.640	1:31.675	(5)
6	92 Porteiro 1	27.518	102 Motopark 2	37.489	102 Motopark 2	26.951	6	102 Motopark 2	1:32.322	1:32.575	(7)
7	103 Motopark 3	27.752	91 Jenzer 1	37.610	101 Motopark 1	27.127	7	91 Jenzer 1	1:32.385	1:32.401	(6)
8	102 Motopark 2	27.882	104 Motopark 4	37.694	104 Motopark 4	27.175	8	104 Motopark 4	1:32.802	1:33.032	(8)
9	104 Motopark 4	27.933	101 Motopark 1	38.094	91 Jenzer 1	27.485	9	92 Porteiro 1	1:33.202	1:33.422	(10)
10	105 Motopark 5	27.938	92 Porteiro 1	38.100	106 Motopark 6	27.572	10	87 Rodin 2	1:33.275	1:33.679	(11)
11	101 Motopark 1	28.166	87 Rodin 2	38.186	92 Porteiro 1	27.584	11	101 Motopark 1	1:33.387	1:33.387	(9)
12	106 Motopark 6	28.591	106 Motopark 6	38.403	87 Rodin 2	27.660	12	106 Motopark 6	1:34.566	1:34.617	(12)
13	93 Elite GB3 1	28.930	88 STK 1	39.269	88 STK 1	28.462	13	88 STK 1	1:36.992	1:37.505	(14)
14	94 Elite GB3 2	29.227	93 Elite GB3 1	39.589	93 Elite GB3 1	28.646	14	93 Elite GB3 1	1:37.165	1:37.261	(13)
15	88 STK 1	29.261	94 Elite GB3 2	40.232	94 Elite GB3 2	28.837	15	94 Elite GB3 2	1:38.296	1:38.576	(15)
16	16 ART 3	33.862	16 ART 3	45.686	16 ART 3	35.174	16	16 ART 3	1:54.722		



MOTOPARK TEST

CIRCUIT DE BARCELONA CATALUNYA -16-20 DECEMBER

Day 2 - Session 4 - Group 2

Sector Analysis

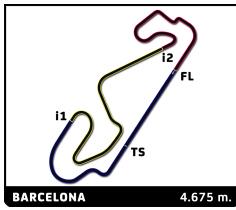
— Invalidated Lap

■ Personal Best

■ Session Best

B Crossing the pit lane

Lap	Time	Sector 1	Sector 2	Sector 3	T.Sp	Elapsed	Lap	Time	Sector 1	Sector 2	Sector 3	T.Sp	Elapsed
16	ART 3						3	1:30.415	26.937	36.812	26.666	257.6	5:20.838
	ART F4						4	2:03.126	36.221	47.948	38.957	215.3	7:23.964
1	29:09.561	...	48.707	35.174	118.3	29:09.561	5	1:31.260	26.915	36.920	27.425	257.6	8:55.224
2	2:08.434 B	33.862	45.686	48.886	223.2	31:17.995	6	1:49.391 B	30.102	41.982	37.307	256.4	10:44.615
							7	14:30.018	...	45.594	31.873	106.5	25:14.633
							8	1:48.284	33.598	44.212	30.474	186.2	27:02.917
							9	1:28.787	26.483	36.041	26.263	260.1	28:31.704
							10	2:08.673	36.376	55.541	36.756	225.6	30:40.377
							11	1:29.773	26.709	36.444	26.620	257.6	32:10.150
							12	1:55.244 B	31.308	47.206	36.730	256.4	34:05.394
86	Rodin 1												
	Rodin F3												
1	2:29.348	1:06.826	48.158	34.364	126.4	2:29.348							
2	1:53.092	35.221	43.848	34.023	201.0	4:22.440							
3	1:30.610	26.704	37.026	26.880	275.2	5:53.050							
4	1:45.522 B	36.443	37.828	31.251	237.9	7:38.572							
5	5:35.876	4:14.149	45.808	35.919	125.0	13:14.448							
6	1:47.159	34.524	43.205	29.430	212.3	15:01.607							
7	1:30.001	26.656	36.665	26.680	277.3	16:31.608							
8	1:34.324 B	26.503	37.379	30.442	284.6	18:05.932							
87	Rodin 2												
	Rodin F3												
1	2:54.036	1:14.742	57.524	41.770	127.5	2:54.036							
2	2:06.195	37.990	50.895	37.310	226.0	5:00.231							
3	1:52.740	35.666	45.492	31.582	214.4	6:52.971							
4	1:33.679	27.817	38.202	27.660	258.2	8:26.650							
5	1:33.944	27.881	38.186	27.877	258.9	10:00.594							
6	1:33.913	27.680	38.209	28.024	260.1	11:34.507							
7	1:52.583 B	27.429	38.826	46.328	273.9	13:27.090							
91	Jenzer 1												
	Jenzer F3												
1	3:04.785	1:45.101	46.483	33.201	172.8	3:04.785							
2	1:57.367	35.512	47.168	34.687	213.2	5:02.152							
3	1:34.943	28.394	38.455	28.094	258.9	6:37.095							
4	1:32.850	27.492	37.646	27.712	257.6	8:09.945							
5	1:32.401	27.306	37.610	27.485	259.5	9:42.346							
6	1:32.801	27.292	37.875	27.634	259.5	11:15.147							
7	1:33.272	27.290	38.313	27.669	259.5	12:48.419							
8	1:33.235	27.384	38.145	27.706	260.1	14:21.654							
9	1:33.584	27.510	38.216	27.858	259.5	15:55.238							
10	1:33.314	27.468	38.078	27.768	259.5	17:28.552							
11	1:33.226	27.547	37.970	27.709	258.9	19:01.778							
12	1:33.391	27.437	38.100	27.854	259.5	20:35.169							
13	1:33.354	27.502	38.020	27.832	259.5	22:08.523							
14	1:33.827	27.767	38.202	27.858	263.2	23:42.350							
15	1:33.618	27.440	38.206	27.972	258.9	25:15.968							
16	1:33.210	27.482	37.944	27.784	259.5	26:49.178							
17	1:33.247	27.368	38.122	27.757	259.5	28:22.425							
18	1:33.460	27.510	38.137	27.813	258.9	29:55.885							
19	1:33.494	27.486	38.184	27.824	258.2	31:29.379							
20	1:33.155	27.394	38.002	27.759	258.9	33:02.534							
21	1:33.341	27.530	38.067	27.744	258.9	34:35.875							
22	1:33.421	27.449	38.189	27.783	259.5	36:09.296							
23	1:33.196	27.414	37.834	27.948	260.1	37:42.492							
24	2:14.067 B	34.749	54.890	44.428	249.9	39:56.559							
92	Porteiro 1												
	Porteiro F3												
1	3:01.074	1:25.084	55.646	40.344	111.6	3:01.074							
2	2:06.156	38.530	51.415	36.211	209.1	5:07.230							
3	1:58.089	34.880	46.616	36.593	225.6	7:05.319							
4	1:33.422	27.738	38.100	27.584	257.6	8:38.741							
5	1:33.799	27.641	38.155	28.003	258.9	10:12.540							
6	1:34.212	27.761	38.361	28.090	259.5	11:46.752							
7	1:34.688	27.874	38.686	28.128	259.5	13:21.440							
8	1:34.735	27.958	38.586	28.191	260.1	14:56.175							
9	1:34.405	27.578	38.601	28.226	274.5	16:30.580							
10	1:35.447	27.547	39.018	28.882	275.9	18:06.027							
11	1:34.774	27.803	38.682	28.289	272.5	19:40.801							
12	1:34.533	27.518	38.703	28.312	273.9	21:15.334							
13	1:35.154	28.073	38.720	28.361	260.1	22:50.488							
14	1:35.310	28.118	38.837	28.355	260.1	24:25.798							
15	1:34.662	27.604	38.692	28.366	274.5	26:00.460							
16	1:34.892	27.633	38.735	28.524	274.5	27:35.352							
17	1:51.412	29.161	47.617	34.634	276.6	29:26.764							



MOTOPARK TEST

CIRCUIT DE BARCELONA CATALUNYA -16-20 DECEMBER

Day 2 - Session 4 - Group 2

Sector Analysis

— Invalidated Lap ■ Personal Best ■ Session Best B Crossing the pit lane

Lap	Time	Sector 1	Sector 2	Sector 3	T.Spd	Elapsed	Lap	Time	Sector 1	Sector 2	Sector 3	T.Spd	Elapsed
18	1:34.899	27.686	38.718	28.495	275.2	31:01.663	3	1:32.575	28.133	37.491	26.951	234.8	5:38.607
19	1:35.107	28.027	38.721	28.359	260.7	32:36.770	4	1:35.257	28.898	38.472	27.887	227.4	7:13.864
20	1:35.349	28.035	38.845	28.469	260.7	34:12.119	5	1:32.674	28.030	37.489	27.155	240.0	8:46.538
21	1:35.097	27.851	38.764	28.482	271.1	35:47.216	6	1:32.976	28.307	37.667	27.002	232.8	10:19.514
22	1:34.940	27.780	38.700	28.460	275.2	37:22.156	7	1:34.534	29.452	37.809	27.273	209.5	11:54.048
23	1:35.313	27.649	38.819	28.845	275.9	38:57.469	8	1:33.473	28.094	37.975	27.404	241.1	13:27.521

93 Elite GB3 1

Elite GB3

1	2:06.825	49.393	45.774	31.658	139.7	2:06.825
2	1:44.881	31.496	42.230	31.155	228.9	3:51.706
3	1:44.079	30.904	44.025	29.150	239.5	5:35.785
4	1:39.398	29.258	40.789	29.351	243.8	7:15.183
5	1:50.341	33.525	46.710	30.106	186.2	9:05.524
6	1:37.433	29.088	39.699	28.646	240.0	10:42.957
7	1:53.170B	32.294	44.744	36.132	241.6	12:36.127
8	3:36.262	2:26.815	40.521	28.926	181.5	16:12.389
9	1:37.261	28.973	39.589	28.699	240.5	17:49.650
10	1:37.587	28.952	39.804	28.831	240.5	19:27.237
11	1:37.556	28.930	39.838	28.788	241.1	21:04.793
12	1:45.874B	28.966	41.731	35.177	241.6	22:50.667

94 Elite GB3 2

Elite GB3

1	3:53.207	2:26.795	51.325	35.087	148.9	3:53.207
2	1:41.875	30.467	40.965	30.443	226.5	5:35.082
3	1:41.142	29.501	41.559	30.082	240.0	7:16.224
4	1:39.003	29.361	40.529	29.113	241.1	8:55.227
5	1:38.924	29.704	40.383	28.837	243.8	10:34.151
6	1:39.166	29.864	40.237	29.065	240.5	12:13.317
7	1:38.576	29.382	40.232	28.962	239.5	13:51.893
8	1:38.827	29.227	40.327	29.273	239.5	15:30.720
9	1:39.490	29.477	40.774	29.239	238.9	17:10.210
10	1:39.032	29.481	40.473	29.078	238.4	18:49.242
11	1:39.164	29.311	40.315	29.538	238.9	20:28.406
12	1:39.099	29.387	40.378	29.334	238.9	22:07.505
13	1:40.102	29.803	40.749	29.550	238.9	23:47.607
14	1:39.347	29.442	40.543	29.362	239.5	25:26.954
15	1:39.221	29.331	40.519	29.371	238.9	27:06.175
16	1:39.303	29.232	40.654	29.417	240.5	28:45.478
17	1:47.524B	29.974	41.069	36.481	239.5	30:33.002

101 Motopark 1

Motopark EFO

1	10:28.601	9:15.624	43.387	29.590	163.2	10:28.601
2	1:37.243	29.772	39.614	27.857	233.8	12:05.844
3	1:33.772	28.374	38.101	27.297	235.3	13:39.616
4	1:33.387	28.166	38.094	27.127	236.3	15:13.003
5	1:33.668	28.202	38.095	27.371	236.9	16:46.671
6	1:34.049	28.270	38.316	27.463	236.9	18:20.720
7	1:51.127	34.960	47.437	28.730	236.3	20:11.847
8	1:59.065B	34.258	46.490	38.317	234.8	22:10.912

102 Motopark 2

Motopark EFO

1	2:22.591	1:08.724	43.112	30.755	74.7	2:22.591
2	1:43.441	31.998	40.318	31.125	220.1	4:06.032

103 Motopark 3

Motopark EFO

1	3:05.070	1:49.120	43.604	32.346	163.2	3:05.070
2	1:39.485	30.989	40.745	27.751	214.0	4:44.555
3	1:37.039	29.004	40.107	27.928	225.1	6:21.594
4	1:32.441	28.098	37.441	26.902	235.3	7:54.035
5	1:48.261B	28.116	37.598	42.547	235.8	9:42.296
6	9:28.837	8:13.718	44.972	30.147	129.3	19:11.133
7	1:43.295	31.884	41.794	29.617	210.3	20:54.428
8	1:36.166	29.648	38.703	27.815	222.8	22:30.594
9	1:31.403	27.752	37.070	26.581	236.3	24:01.997
10	1:31.633	27.822	37.162	26.649	236.9	25:33.630
11	1:57.082B	31.559	42.062	43.461	213.2	27:30.712

104 Motopark 4

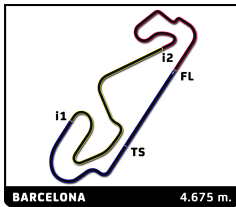
Motopark EFO

1	2:23.160	1:09.355	43.048	30.757	91.4	2:23.160
2	1:43.375	31.953	40.499	30.923	211.1	4:06.535
3	1:33.318	28.323	37.820	27.175	237.4	5:39.853
4	1:34.305	28.312	38.015	27.978	237.4	7:14.158
5	1:33.220	28.164	37.879	27.177	243.8	8:47.378
6	1:33.032	28.052	37.788	27.192	240.0	10:20.410
7	1:33.067	28.130	37.694	27.243	237.4	11:53.477
8	1:33.759	28.454	37.830	27.475	236.3	13:27.236
9	1:34.680	28.900	38.153	27.627	236.9	15:01.916
10	1:34.027	28.588	38.015	27.424	238.9	16:35.943
11	1:33.444	28.227	37.865	27.352	238.4	18:09.387
12	1:33.337	28.125	37.896	27.316	237.9	19:42.724
13	1:33.584	28.153	37.906	27.525	238.9	21:16.308
14	1:34.443	28.246	38.201	27.996	237.9	22:50.751
15	1:35.287	28.109	39.024	28.154	240.5	24:26.038
16	1:34.665	28.071	38.466	28.128	243.8	26:00.703
17	1:34.876	27.933	38.678	28.265	243.8	27:35.579
18	1:33.971	28.260	37.980	27.731	243.8	29:09.550
19	1:34.384	28.514	38.067	27.803	234.8	30:43.934
20	1:33.800	28.240	38.011	27.549	236.3	32:17.734
21	1:38.329B	28.191	37.972	32.166	235.3	33:56.063

105 Motopark 5

Motopark EFO

1	4:13.045	2:57.726	44.634	30.685	154.0	4:13.045
2	1:48.644	32.871	45.293	30.480	206.7	6:01.689
3	1:44.103	32.265	43.356	28.482	203.6	7:45.792
4	1:33.287	28.451	37.742	27.094	235.8	9:19.079
5	1:40.821	29.478	42.817	28.526	235.8	10:59.900
6	1:32.458	28.053	37.487	26.918	235.3	12:32.358



MOTOPARK TEST

CIRCUIT DE BARCELONA CATALUNYA -16-20 DECEMBER

Day 2 - Session 4 - Group 2

Sector Analysis

— Invalidated Lap

■ Personal Best

■ Session Best

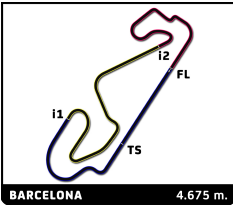
B Crossing the pit lane

Lap	Time	Sector 1	Sector 2	Sector 3	T.Spd	Elapsed	Lap	Time	Sector 1	Sector 2	Sector 3	T.Spd	Elapsed
7	1:37.783	B	28.708	37.701	31.374	235.8	14:10.141						
8	9:51.485	8:32.877	46.864	31.744	126.1	24:01.626							
9	1:46.825	31.574	43.609	31.642	214.4	25:48.451							
10	1:43.748	32.442	42.706	28.600	204.4	27:32.199							
11	1:44.056	33.324	42.262	28.470	235.3	29:16.255							
12	1:39.633	28.104	42.172	29.357	235.3	30:55.888							
13	1:31.780	27.963	37.165	26.652	233.8	32:27.668							
14	1:31.675	27.938	37.050	26.687	235.3	33:59.343							
15	1:37.374	B	29.088	37.330	30.956	229.9	35:36.717						

106 Motopark 6

Motopark EFO

1	13:01.840	...	49.154	32.509	110.5	13:01.840	
2	1:41.859	31.498	41.295	29.066	228.9	14:43.699	
3	1:35.787	29.133	38.966	27.688	232.8	16:19.486	
4	1:34.917	28.715	38.630	27.572	235.3	17:54.403	
5	1:34.868	28.646	38.618	27.604	235.3	19:29.271	
6	1:36.234	28.686	38.526	29.022	235.3	21:05.505	
7	1:35.664	28.715	39.331	27.618	235.8	22:41.169	
8	1:34.781	28.742	38.403	27.636	234.8	24:15.950	
9	1:34.617	28.591	38.448	27.578	235.8	25:50.567	
10	1:56.882	B	32.015	42.988	41.879	229.9	27:47.449

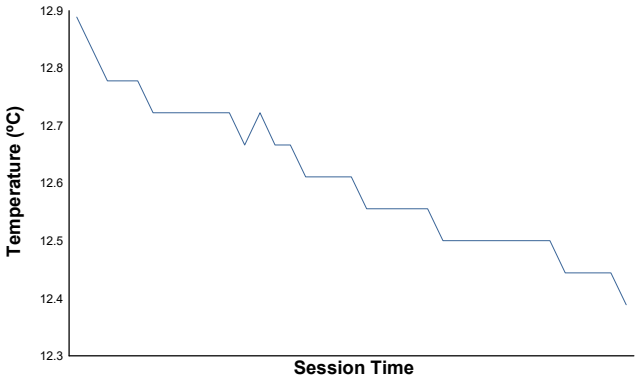


CIRCUIT DE BARCELONA CATALUNYA -16-20 DECEMBR

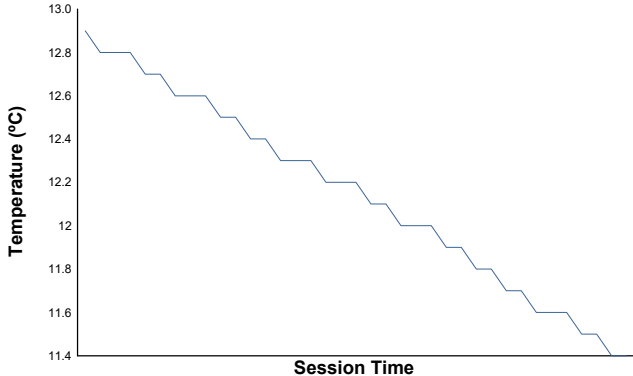
MOTOPARK TEST
Day 2 - Session 4 - Group 2

Weather Report

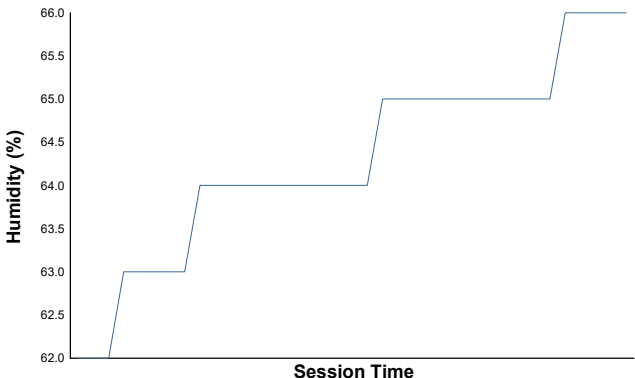
Air Temperature



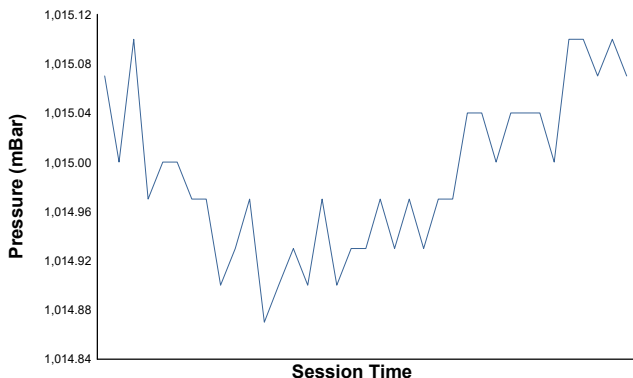
Track Temperature



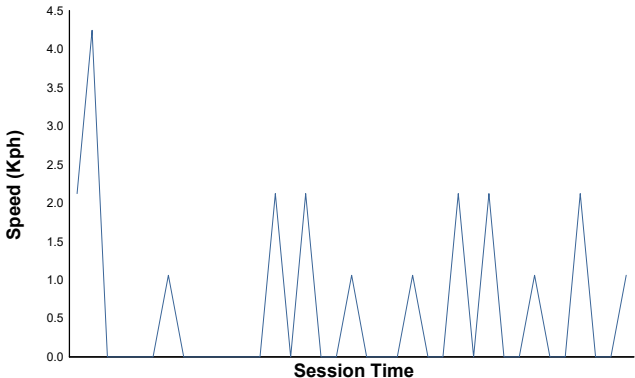
Humidity



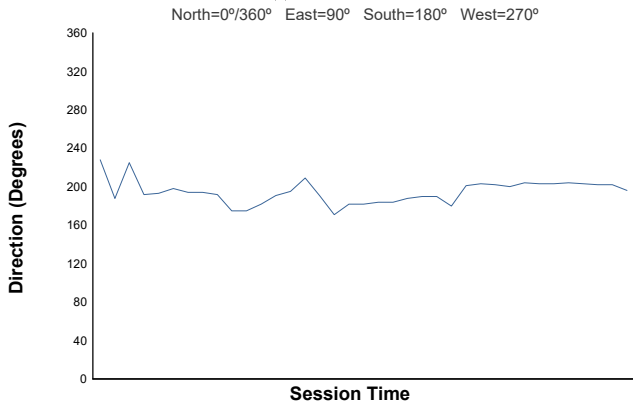
Pressure



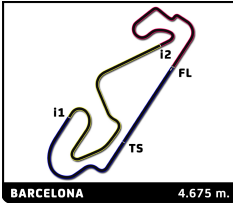
Wind Speed



Wind Direction



Track Status: **DRY**



MOTOPARK TEST

CIRCUIT DE BARCELONA CATALUNYA -16-20 DI

Combined Day 2 - Group 2

Classification

No	Driver	Nat	Team	Cl.	Ses 1	Ses 2	Ses 3	Ses 4	Time	Gap
1	92	Porteiro 1	Porteiro F3	F3	1:27.600	1:29.380	1:33.466	1:33.422	1:27.600	36.582
2	91	Jenzer 1	Jenzer F3	F3	1:28.521	1:27.696	1:32.592	1:32.401	1:27.696	36.486
3	90	ART 2	ART F3	F3	1:32.635	1:30.487	1:29.451	1:28.787	1:28.787	35.395
4	87	Rodin 2	Rodin F3	F3	1:29.257	1:28.920	1:33.816	1:33.679	1:28.920	35.262
5	89	ART 1	ART F3	F3	1:30.442	1:29.940	1:29.193	1:28.934	1:28.934	35.248
6	86	Rodin 1	Rodin F3	F3	1:29.569	1:29.594	1:33.997	1:30.001	1:29.569	34.613
7	102	Motopark 2	Motopark EFO	EFO	1:30.526	1:31.142	1:32.414	1:32.575	1:30.526	33.656
8	103	Motopark 3	Motopark EFO	EFO	1:30.842	1:31.824	1:32.790	1:31.403	1:30.842	33.340
9	104	Motopark 4	Motopark EFO	EFO	1:30.902	1:31.533		1:33.032	1:30.902	33.280
10	105	Motopark 5	Motopark EFO	EFO	1:31.041	1:31.450	1:31.857	1:31.675	1:31.041	33.141
11	101	Motopark 1	Motopark EFO	EFO	1:32.140	1:32.709	1:33.408	1:33.387	1:32.140	32.042
12	106	Motopark 6	Motopark EFO	EFO	1:33.983	1:33.891	1:34.635	1:34.617	1:33.891	30.291
13	93	Elite GB3 1	Elite GB3	GB3	1:35.145	1:34.727	1:35.342	1:37.261	1:34.727	29.455
14	94	Elite GB3 2	Elite GB3	GB3	1:35.427	1:35.741	1:36.626	1:38.576	1:35.427	28.755
15	88	STK 1	STK Melnik EFO	EFO	1:39.210	1:38.411	1:36.237	1:37.505	1:36.237	27.945
16	16	ART 3	ART F4	F4						

--	--