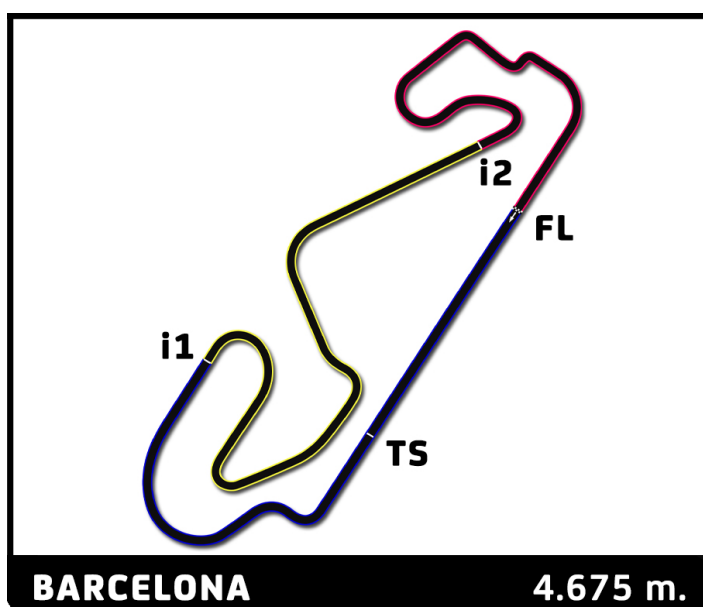


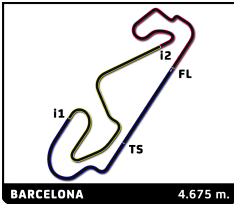
CIRCUIT DE BARCELONA CATALUNYA -16-20

DECEMBER

MOTOPARK TEST

Results Booklet





MOTOPARK TEST

CIRCUIT DE BARCELONA CATALUNYA - 16-20 DECEMBER

Day 4 - AM

Classification

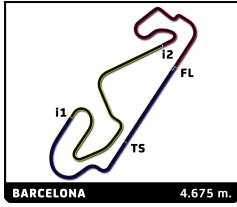
No	Driver	Nat	Team	Car	Cl.	Time	Lap	Total	Gap	Kph	
1	105		Motopark 5		EFO	1:31.525	35	36	-	-	183.9
2	103		Motopark 3		EFO	1:31.843	34	36	+0.318	+0.318	183.2
3	119		Niccolo MACCAGNANI		EFO	1:32.015	15	47	+0.490	+0.172	182.9
4	106		Motopark 6		EFO	1:32.251	42	43	+0.726	+0.236	182.4
5	102		Motopark 2		EFO	1:32.268	36	38	+0.743	+0.017	182.4
6	104		Motopark 4		EFO	1:32.345	29	36	+0.820	+0.077	182.3
7	101		Motopark 1		EFO	1:34.140	28	33	+2.615	+1.795	178.8
8	88		STK 1		EFO	1:35.700	14	35	+4.175	+1.560	175.9
9	27		ASM 27		F4	1:42.173	40	44	+10.648	+6.473	164.7
10	9		ASM 9		F4	1:43.240	31	42	+11.715	+1.067	163.0
11	8		ASM 8		F4	1:48.632	51	54	+17.107	+5.392	154.9

Fastest Lap: Lap 35 | Motopark 5 | **1:31.525** | 183.9 Kph

Published at:

Track Status: **DRY**

--	--

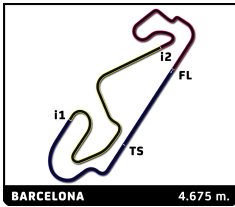

MOTOPARK TEST
CIRCUIT DE BARCELONA CATALUNYA -16-20 DECEMBER
Day 4 - AM
Classification by Class

No	Driver	Nat	Team	Car	Time	Lap Total	Gap	Kph
F4								
1	27 ASM 27		ASM F4		1:42.173	40 44		164.7
2	9 ASM 9		ASM F4		1:43.240	31 42	+1.067 +1.067	163.0
3	8 ASM 8		ASM F4		1:48.632	51 54	+6.459 +5.392	154.9
EFO								
1	105 Motopark 5		Motopark EFO		1:31.525	35 36		183.9
2	103 Motopark 3		Motopark EFO		1:31.843	34 36	+0.318 +0.318	183.2
3	119 Niccolo MACCAGNANI		G-Motorsport		1:32.015	15 47	+0.490 +0.172	182.9
4	106 Motopark 6		Motopark EFO		1:32.251	42 43	+0.726 +0.236	182.4
5	102 Motopark 2		Motopark EFO		1:32.268	36 38	+0.743 +0.017	182.4
6	104 Motopark 4		Motopark EFO		1:32.345	29 36	+0.820 +0.077	182.3
7	101 Motopark 1		Motopark EFO		1:34.140	28 33	+2.615 +1.795	178.8
8	88 STK 1		STK Melnik EFO		1:35.700	14 35	+4.175 +1.560	175.9

Published at:

 Track Status: **DRY**

--	--



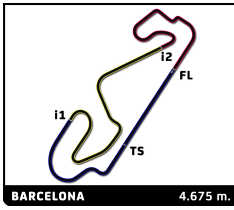
MOTOPARK TEST

CIRCUIT DE BARCELONA CATALUNYA - 16-20 DECEMBER

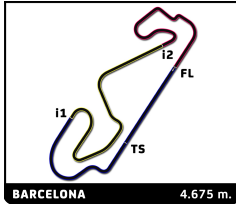
Day 4 - AM

Best Top Speed

No Driver	Team	Class	Top 1		Top 2		Top 3		Top 4		Top 5		Avg
			Kph	Lap	Kph	Lap	Kph	Lap	Kph	Lap	Kph	Lap	
119 Niccolo MACCAGNANI	G-Motorsport	EFO	238.9	15	238.9	17	238.4	19	238.4	14	238.4	13	238.6
102 Motopark 2	Motopark EFO	EFO	237.4	21	236.9	20	235.8	8	235.8	13	235.8	14	236.3
103 Motopark 3	Motopark EFO	EFO	237.4	11	236.9	12	236.3	6	235.3	13	235.3	5	236.2
88 STK 1	STK Melnik EFO	EFO	236.9	10	235.8	9	235.8	8	235.3	19	235.3	11	235.8
104 Motopark 4	Motopark EFO	EFO	236.3	8	235.3	7	234.8	13	234.8	6	234.3	12	235.1
105 Motopark 5	Motopark EFO	EFO	235.8	13	235.8	12	235.8	8	235.3	7	235.3	6	235.6
106 Motopark 6	Motopark EFO	EFO	235.3	17	234.8	10	234.8	9	234.3	8	234.3	15	234.7
101 Motopark 1	Motopark EFO	EFO	233.3	8	232.8	14	232.3	9	232.3	7	232.3	6	232.6
27 ASM 27	ASM F4	F4	230.8	40	230.8	34	230.8	28	230.8	42	230.3	29	230.7
8 ASM 8	ASM F4	F4	229.4	53	228.4	52	228.4	51	227.9	54	227.9	27	228.4
9 ASM 9	ASM F4	F4	227.9	29	227.4	28	227.0	39	227.0	30	226.5	42	227.2


MOTOPARK TEST
CIRCUIT DE BARCELONA CATALUNYA -16-20 DECEMBER
Day 4 - AM
Best Sector Times

Sector 1			Sector 2			Sector 3			Pos	No Driver	Ideal Lap	Best Lap
Pos	No Driver	Time	No Driver	Time	No Driver	Time	Pos	No Driver				
1	105 Motopark 5	27.852	105 Motopark 5	36.967	103 Motopark 3	26.562	1	105 Motopark 5	1:31.420	1:31.525	(1)	
2	119 N.MACCAGNANI	27.866	103 Motopark 3	37.157	105 Motopark 5	26.601	2	103 Motopark 3	1:31.680	1:31.843	(2)	
3	103 Motopark 3	27.961	106 Motopark 6	37.205	102 Motopark 2	26.675	3	119 N.MACCAGNANI	1:31.965	1:32.015	(3)	
4	102 Motopark 2	27.998	119 N.MACCAGNANI	37.348	119 N.MACCAGNANI	26.751	4	102 Motopark 2	1:32.026	1:32.268	(5)	
5	106 Motopark 6	28.098	102 Motopark 2	37.353	104 Motopark 4	26.833	5	106 Motopark 6	1:32.235	1:32.251	(4)	
6	104 Motopark 4	28.109	104 Motopark 4	37.377	106 Motopark 6	26.932	6	104 Motopark 4	1:32.319	1:32.345	(6)	
7	101 Motopark 1	28.546	101 Motopark 1	38.043	101 Motopark 1	27.446	7	101 Motopark 1	1:34.035	1:34.140	(7)	
8	88 STK 1	28.798	88 STK 1	38.952	88 STK 1	27.695	8	88 STK 1	1:35.445	1:35.700	(8)	
9	27 ASM 27	30.493	27 ASM 27	41.611	27 ASM 27	29.948	9	27 ASM 27	1:42.052	1:42.173	(9)	
10	9 ASM 9	30.783	9 ASM 9	41.994	9 ASM 9	30.364	10	9 ASM 9	1:43.141	1:43.240	(10)	
11	8 ASM 8	31.835	8 ASM 8	44.140	8 ASM 8	32.363	11	8 ASM 8	1:48.338	1:48.632	(11)	


MOTOPARK TEST
CIRCUIT DE BARCELONA CATALUNYA -16-20 DECEMBER
Day 4 - AM
Sector Analysis

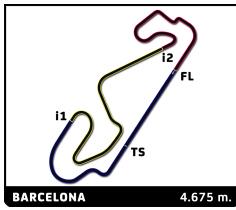
_ Invalidated Lap

■ Personal Best

■ Session Best

B Crossing the pit lane

Lap	Time	Sector 1	Sector 2	Sector 3	T.Sp	Elapsed	Lap	Time	Sector 1	Sector 2	Sector 3	T.Sp	Elapsed
8	ASM 8						9	ASM 9					
	ASM F4							ASM F4					
1	26:10.573	...	1:08.431	46.540	104.6	26:10.573	1	21:44.003	...	49.392	34.045	126.0	21:44.003
2	2:20.654	44.240	55.302	41.112	163.2	28:31.227	2	1:50.119	33.517	44.671	31.931	209.5	23:34.122
3	2:09.524	40.221	51.367	37.936	180.3	30:40.751	3	1:46.648	32.113	43.358	31.177	222.3	25:20.770
4	2:02.808	35.747	49.875	37.186	219.2	32:43.559	4	1:45.326	31.388	42.785	31.153	225.1	27:06.096
5	1:59.933	34.917	48.564	36.452	220.5	34:43.492	5	1:45.063	31.460	42.673	30.930	224.2	28:51.159
6	2:06.678B	34.802	48.448	43.428	221.4	36:50.170	6	1:45.616	31.399	42.738	31.479	223.7	30:36.775
7	4:08.804	2:44.327	48.426	36.051	162.5	40:58.974	7	1:46.142	31.692	43.156	31.294	223.7	32:22.917
8	1:57.196	34.777	47.351	35.068	221.9	42:56.170	8	1:45.889	31.669	42.914	31.306	222.8	34:08.806
9	1:57.886	34.365	48.031	35.490	223.7	44:54.056	9	1:52.360B	31.488	42.888	37.984	224.2	36:01.166
10	1:58.254	34.624	48.342	35.288	223.2	46:52.310	10	7:29.047	6:08.204	47.865	32.978	157.8	43:30.213
11	1:56.666	34.257	47.290	35.119	223.7	48:48.976	11	1:51.316	33.103	46.349	31.864	216.1	45:21.529
12	1:58.014	34.150	47.926	35.938	224.2	50:46.990	12	1:47.038	32.410	43.331	31.297	223.2	47:08.567
13	2:01.316	35.634	50.186	35.496	226.0	52:48.306	13	1:45.561	31.705	42.639	31.217	223.7	48:54.128
14	1:56.205	34.282	47.023	34.900	225.1	54:44.511	14	1:46.008	31.623	43.329	31.056	225.1	50:40.136
15	1:55.904	33.973	46.959	34.972	226.0	56:40.415	15	1:46.709	32.036	43.148	31.525	224.6	52:26.845
16	1:57.120	34.143	47.657	35.320	225.1	58:37.535	16	1:45.741	31.734	42.940	31.067	225.1	54:12.586
17	1:54.808	33.863	46.519	34.426	225.1	1:00:32.343	17	1:47.137	32.205	43.465	31.467	224.6	55:59.723
18	2:05.782B	35.001	46.861	43.920	227.4	1:02:38.125	18	1:55.886B	31.797	43.016	41.073	223.7	57:55.609
19	54:01.620	...	53.155	38.270	142.9	1:56:39.745	19	46:02.481	...	49.322	33.019	115.7	1:43:58.090
20	2:01.005	36.732	48.045	36.228	206.3	1:58:40.750	20	1:55.786	33.422	45.233	37.131	220.1	1:45:53.876
21	1:56.723	34.476	46.977	35.270	224.6	2:00:37.473	21	1:47.643	32.597	43.288	31.758	222.3	1:47:41.519
22	1:56.412	34.138	47.114	35.160	226.5	2:02:33.885	22	1:47.597	31.900	43.179	32.518	224.2	1:49:29.116
23	1:56.753	34.021	47.737	34.995	226.5	2:04:30.638	23	1:46.754	31.769	43.146	31.839	226.0	1:51:15.870
24	1:55.804	33.789	47.526	34.489	226.5	2:06:26.442	24	1:46.453	31.706	43.184	31.563	226.5	1:53:02.323
25	1:54.301	33.355	46.660	34.286	227.9	2:08:20.743	25	1:56.422B	32.050	45.161	39.211	225.6	1:54:58.745
26	1:54.894	33.440	46.541	34.913	226.5	2:10:15.637	26	9:57.918	8:34.016	49.579	34.323	114.8	2:04:56.663
27	1:53.197	33.347	46.009	33.841	227.9	2:12:08.834	27	1:47.973	32.949	43.880	31.144	223.2	2:06:44.636
28	1:52.278	32.984	45.480	33.814	227.0	2:14:01.112	28	1:44.487	31.264	42.602	30.621	227.4	2:08:29.123
29	1:51.629	32.925	45.184	33.520	226.5	2:15:52.741	29	1:43.474	30.820	42.047	30.607	227.9	2:10:12.597
30	1:51.410	32.932	45.092	33.386	226.0	2:17:44.151	30	1:44.186	30.783	43.012	30.391	227.0	2:11:56.783
31	1:51.439	33.044	44.995	33.400	227.0	2:19:35.590	31	1:43.240	30.882	41.994	30.364	225.6	2:13:40.023
32	2:02.610B	33.775	46.261	42.574	225.6	2:21:38.200	32	1:53.213	34.008	47.769	31.436	225.6	2:15:33.236
33	3:30.591	2:11.145	45.829	33.617	152.7	2:25:08.791	33	1:43.828	31.081	42.120	30.627	225.6	2:17:17.064
34	1:51.886	33.337	45.329	33.220	227.4	2:27:00.677	34	1:44.150	31.045	42.397	30.708	225.6	2:19:01.214
35	1:51.587	33.073	45.241	33.273	227.0	2:28:52.264	35	1:51.798B	31.087	42.248	38.463	225.6	2:20:53.012
36	1:51.239	32.954	45.119	33.166	225.6	2:30:43.503	36	20:58.090	...	43.272	30.965	151.2	2:41:51.102
37	1:50.582	32.782	44.904	32.896	226.5	2:32:34.085	37	1:44.534	31.180	42.653	30.701	226.0	2:43:35.636
38	1:49.568	32.711	44.284	32.573	227.4	2:34:23.653	38	1:43.838	31.011	42.463	30.364	226.0	2:45:19.474
39	1:59.878B	32.552	46.325	41.001	227.4	2:36:23.531	39	1:44.817	30.980	42.134	31.703	227.0	2:47:04.291
40	53:26.882	...	57.374	39.622	113.2	3:29:50.413	40	1:44.346	31.296	42.349	30.701	225.1	2:48:48.637
41	2:14.157B	40.106	51.103	42.948	222.8	3:32:04.570	41	1:43.799	30.941	42.241	30.617	225.1	2:50:32.436
42	3:22.651	1:58.290	48.014	36.347	160.1	3:35:27.221	42	1:51.249B	31.138	42.619	37.492	226.5	2:52:23.685
43	1:54.795	34.688	46.116	33.991	224.6	3:37:22.016							
44	1:52.583	33.821	45.492	33.270	226.0	3:39:14.599							
45	1:51.568	33.226	45.182	33.160	227.0	3:41:06.167							
46	1:55.162	34.279	47.418	33.465	227.0	3:43:01.329							
47	1:50.804	33.102	44.539	33.163	226.5	3:44:52.133							
48	1:49.989	32.460	44.388	33.141	227.0	3:46:42.122							
49	1:49.619	32.396	44.410	32.813	227.4	3:48:31.741							
50	1:49.517	32.366	44.431	32.720	227.4	3:50:21.258							
51	1:48.632	31.835	44.434	32.363	228.4	3:52:09.890							
52	1:48.882	32.319	44.140	32.423	228.4	3:53:58.772							
53	1:48.889	32.125	44.376	32.388	229.4	3:55:47.661							
54	1:58.069B	32.381	44.540	41.148	227.9	3:57:45.730							
27	ASM 27												
	ASM F4												
1	7:52.302	6:22.120	53.119	37.063	139.9	7:52.302							
2	1:55.206	35.460	46.040	33.706	218.8	9:47.508							
3	1:49.258	32.991	44.087	32.180	225.1	11:36.766							
4	1:47.156	32.066	43.384	31.706	228.4	13:23.922							
5	1:45.811	31.572	42.984	31.255	228.9	15:09.733							
6	1:45.859	31.506	42.998	31.355	229.4	16:55.592							
7	1:45.018	31.320	42.739	30.959	228.9	18:40.610							
8	1:44.804	31.283	42.513	31.008	229.4	20:25.414							
9	1:44.826	31.333	42.545	30.948	227.9	22:10.240							



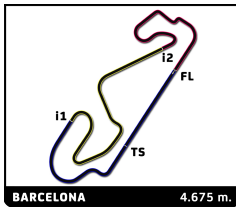
MOTOPARK TEST

CIRCUIT DE BARCELONA CATALUNYA -16-20 DECEMBER

Day 4 - AM

Sector Analysis

_ Invalidated Lap							■ Personal Best							■ Session Best							■ Crossing the pit lane						
Lap	Time	Sector 1	Sector 2	Sector 3	T.Spd	Elapsed	Lap	Time	Sector 1	Sector 2	Sector 3	T.Spd	Elapsed	Lap	Time	Sector 1	Sector 2	Sector 3	T.Spd	Elapsed	Lap	Time	Sector 1	Sector 2	Sector 3	T.Spd	Elapsed
10	1:44.993	31.264	42.420	31.309	229.4	23:55.233	21	1:38.450	30.369	39.546	28.535	218.3	2:49:27.659														
11	1:46.455	31.331	43.684	31.440	228.4	25:41.688	22	1:37.177	28.915	39.522	28.740	234.8	2:51:04.836														
12	1:52.897 B	31.770	43.921	37.206	228.9	27:34.585	23	1:38.115	29.348	39.836	28.931	234.3	2:52:42.951														
13	6:46.155	5:29.920	44.339	31.896	165.7	34:20.740	24	1:39.263	30.088	40.171	29.004	233.8	2:54:22.214														
14	1:46.157	31.726	43.144	31.287	227.4	36:06.897	25	2:01.038 B	30.732	42.345	47.961	231.8	2:56:23.252														
15	1:45.413	31.643	42.647	31.123	226.5	37:52.310	26	35:21.257	...	42.035	29.591	148.9	3:31:44.509														
16	1:48.743	31.827	45.311	31.605	228.4	39:41.053	27	1:38.477	29.847	39.957	28.673	229.4	3:33:22.986														
17	1:45.506	31.540	42.906	31.060	227.4	41:26.559	28	1:38.032	29.204	39.951	28.877	229.4	3:35:01.018														
18	1:44.934	31.300	42.748	30.886	228.4	43:11.493	29	1:39.525	29.434	39.835	30.256	230.8	3:36:40.543														
19	1:44.805	31.345	42.585	30.875	227.9	44:56.298	30	1:38.811	29.508	40.086	29.217	229.9	3:38:19.354														
20	1:46.044	32.100	43.009	30.935	229.4	46:42.342	31	1:38.574	29.506	40.084	28.984	230.8	3:39:57.928														
21	1:45.703	31.270	43.225	31.208	227.9	48:28.045	32	1:39.066	29.481	40.092	29.493	230.8	3:41:36.994														
22	1:44.585	31.353	42.493	30.739	228.4	50:12.630	33	1:38.962	29.489	40.350	29.123	231.3	3:43:15.956														
23	1:52.806 B	32.079	43.435	37.292	229.9	52:05.436	34	1:38.624	29.370	40.195	29.059	231.3	3:44:54.580														
24	55:03.300	...	48.255	34.230	151.6	1:47:08.736	35	2:09.093 B	36.318	46.487	46.288	206.3	3:47:03.673														
25	1:51.731	33.474	46.271	31.986	219.6	1:49:00.467	101 Motopark 1						Motopark EFO														
26	1:46.104	32.013	42.887	31.204	228.4	1:50:46.571	1	57:54.064 B	...	48.061	46.821	114.4	57:54.064														
27	1:44.179	31.192	42.337	30.650	229.9	1:52:30.750	2	6:20.927	5:04.603	44.645	31.679	154.9	1:04:14.991														
28	1:43.202	30.746	42.107	30.349	230.8	1:54:13.952	3	1:47.225	32.249	43.359	31.617	227.9	1:06:02.216														
29	1:43.453	30.695	42.202	30.556	230.3	1:55:57.405	4	1:38.855	29.758	40.224	28.873	230.8	1:07:41.071														
30	1:43.520	30.834	42.174	30.512	230.3	1:57:40.925	5	1:37.305	29.267	39.614	28.424	231.8	1:09:18.376														
31	1:43.382	30.857	42.112	30.413	229.9	1:59:24.307	6	1:36.584	29.004	39.395	28.185	232.3	1:10:54.960														
32	1:47.966	30.937	44.732	32.297	229.9	2:01:12.273	7	1:38.177	28.943	40.582	28.652	232.3	1:12:33.137														
33	1:44.308	31.017	42.397	30.894	229.9	2:02:56.581	8	1:36.801	28.957	39.417	28.427	233.3	1:14:09.938														
34	1:53.637 B	33.845	43.020	36.772	230.8	2:04:50.218	9	1:56.375 B	32.323	42.116	41.936	232.3	1:16:06.313														
35	8:22.924	6:55.636	51.825	35.463	118.2	2:13:13.142	10	11:25.755	...	48.379	32.245	130.4	1:27:32.068														
36	1:49.786	33.353	44.697	31.736	223.2	2:15:02.928	11	1:39.673	30.498	40.733	28.442	228.9	1:29:11.741														
37	1:44.478	31.392	42.491	30.595	228.4	2:16:47.406	12	1:35.931	29.159	38.745	28.027	231.8	1:30:47.672														
38	1:42.695	30.697	41.938	30.060	230.3	2:18:30.101	13	1:35.660	28.854	38.640	28.166	232.3	1:32:23.332														
39	1:42.182	30.591	41.643	29.948	230.3	2:20:12.283	14	1:38.972	28.856	38.789	31.327	232.8	1:34:02.304														
40	1:42.173	30.493	41.611	30.069	230.8	2:21:54.456	15	1:36.571	29.042	39.061	28.468	231.3	1:35:38.875														
41	1:42.597	30.623	41.828	30.146	230.3	2:23:37.053	16	1:56.023 B	32.528	42.714	40.781	231.3	1:37:34.898														
42	1:42.690	30.601	41.728	30.361	230.8	2:25:19.743	17	:31:27.895	...	45.723	31.162	90.1	3:09:02.793														
43	1:46.808	30.769	44.242	31.797	230.3	2:27:06.551	18	1:38.828	30.359	40.218	28.251	222.8	3:10:41.621														
44	1:49.550 B	30.838	42.974	35.738	230.3	2:28:56.101	19	1:35.815	29.296	38.413	28.106	228.9	3:12:17.436														
88 STK 1							102 Motopark 2						Motopark EFO														
STK Melnik EFO							1	50:02.250 B	...	50.132	42.353	127.0	50:02.250														
1	:02:13.938	...	43.336	30.097	159.6	1:02:13.938	2	7:40.389	6:20.815	47.131	32.443	139.2	57:42.639														
2	1:39.554	30.160	40.540	28.854	232.3	1:03:53.492	3	1:45.706	32.108	42.914	30.684	214.4	59:28.345														
3	1:38.588	29.567	40.296	28.725	234.8	1:05:32.080																					
4	1:38.348	29.746	39.963	28.639	234.8	1:07:10.428																					
5	1:52.934 B	29.875	40.139	42.920	234.8	1:09:03.362																					
6	22:00.191	...	45.539	31.106	160.4	1:31:03.553																					
7	1:42.035	30.271	42.521	29.243	232.3	1:32:45.588																					
8	1:37.310	29.448	39.601	28.261	235.8	1:34:22.898																					
9	1:36.670	28.798	39.522	28.350	235.8	1:35:59.568																					
10	1:36.347	28.922	39.284	28.141	236.9	1:37:35.915																					
11	1:36.425	29.100	39.183	28.142	235.3	1:39:12.340																					
12	1:36.345	29.130	39.101	28.114	234.8	1:40:48.685																					
13	1:36.192	29.093	39.035	28.064	234.8	1:42:24.877																					
14	1:35.700	29.053	38.952	27.695	234.3	1:44:00.577																					
15	2:04.640 B	34.512	45.694	44.434	220.5	1:46:05.217																					
16	55:15.842	...	41.577	28.972	166.2	2:41:21.059																					
17	1:37.021	29.396	39.546	28.079	230.3	2:42:58.080																					
18	1:36.552	29.307	39.290	27.955	232.8	2:44:34.632																					
19	1:37.519	28.983	40.105	28.431	235.3	2:46:12.151																					
20	1:37.058	29.044	39.434	28.580	233.3	2:47:49.209																					


MOTOPARK TEST
CIRCUIT DE BARCELONA CATALUNYA -16-20 DECEMBER
Day 4 - AM
Sector Analysis

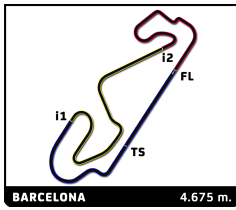
_ Invalidated Lap							■ Personal Best							■ Session Best							■ Crossing the pit lane						
Lap	Time	Sector 1	Sector 2	Sector 3	T.Spd	Elapsed	Lap	Time	Sector 1	Sector 2	Sector 3	T.Spd	Elapsed														
4	1:40.347	30.896	41.143	28.308	216.6	1:01:08.692	21	1:47.724	35.107	42.683	29.934	189.7	3:05:29.625														
5	1:37.897	29.778	40.493	27.626	223.7	1:02:46.589	22	1:35.047	29.979	38.021	27.047	218.8	3:07:04.672														
6	1:33.984	28.592	38.244	27.148	233.8	1:04:20.573	23	1:33.075	28.299	37.666	27.110	229.9	3:08:37.747														
7	1:33.765	28.425	38.283	27.057	235.3	1:05:54.338	24	1:48.979 B	28.402	38.421	42.156	230.8	3:10:26.726														
8	1:45.354 B	29.792	40.056	35.506	235.8	1:07:39.692	25	12:04.227	...	49.422	34.925	119.7	3:22:30.953														
9	9:17.474	8:02.759	43.531	31.184	168.3	1:16:57.166	26	1:48.670	37.159	42.288	29.223	183.6	3:24:19.623														
10	1:38.607	30.461	40.902	27.244	227.0	1:18:35.773	27	1:36.327	30.432	38.879	27.016	214.9	3:25:55.950														
11	1:33.718	28.384	38.018	27.316	233.8	1:20:09.491	28	1:32.210	28.222	37.310	26.678	231.8	3:27:28.160														
12	1:33.188	28.157	37.896	27.135	235.3	1:21:42.679	29	1:32.478	28.333	37.348	26.797	230.8	3:29:00.638														
13	1:33.282	28.136	38.021	27.125	235.8	1:23:15.961	30	1:52.487 B	28.398	41.002	43.087	231.3	3:30:53.125														
14	1:42.043 B	28.340	38.496	35.207	235.8	1:24:58.004	31	8:28.021	7:07.375	47.261	33.385	121.7	3:39:21.146														
15	11:20.632	...	44.844	31.554	138.1	1:36:18.636	32	1:46.119	33.820	42.573	29.726	204.0	3:41:07.265														
16	1:42.815	31.164	41.742	29.909	225.1	1:38:01.451	33	1:38.333	31.829	39.650	26.854	221.4	3:42:45.598														
17	1:37.450	29.895	40.040	27.515	227.9	1:39:38.901	34	1:31.843	28.124	37.157	26.562	232.8	3:44:17.441														
18	1:32.730	28.219	37.658	26.853	234.8	1:41:11.631	35	1:32.159	28.057	37.312	26.790	233.8	3:45:49.600														
19	1:32.429	28.027	37.466	26.936	235.8	1:42:44.060	36	1:52.689 B	29.930	38.757	44.002	225.1	3:47:42.289														
20	1:32.587	27.998	37.631	26.958	236.9	1:44:16.647																					
21	1:49.461 B	28.432	38.961	42.068	237.4	1:46:06.108																					
22	:23:25.690	...	45.642	32.363	148.1	3:09:31.798																					
23	1:47.220	32.505	44.336	30.379	207.9	3:11:19.018																					
24	1:39.370	30.863	40.837	27.670	213.6	3:12:58.388																					
25	1:33.533	28.700	37.709	27.124	229.9	3:14:31.921																					
26	1:33.392	28.380	37.873	27.139	229.9	3:16:05.313																					
27	1:43.586 B	28.720	38.726	36.140	230.3	3:17:48.899																					
28	8:23.463	7:08.296	43.597	31.570	152.9	3:26:12.362																					
29	1:40.424	30.790	41.771	27.863	218.8	3:27:52.786																					
30	1:34.298	28.550	38.452	27.296	230.3	3:29:27.084																					
31	1:33.062	28.249	37.713	27.100	230.8	3:31:00.146																					
32	1:46.242 B	28.276	42.311	35.655	232.3	3:32:46.388																					
33	8:01.014	6:44.604	44.931	31.479	142.5	3:40:47.402																					
34	1:43.234	31.112	41.673	30.449	222.3	3:42:30.636																					
35	1:36.807	29.845	39.755	27.207	224.2	3:44:07.443																					
36	1:32.268	28.172	37.421	26.675	231.8	3:45:39.711																					
37	1:32.434	28.146	37.353	26.935	231.8	3:47:12.145																					
38	1:42.658 B	28.584	39.507	34.567	232.8	3:48:54.803																					

103 Motopark 3
Motopark EFO

1	59:38.686 B	...	50.151	44.306	127.0	59:38.686
2	6:23.461	5:01.909	48.606	32.946	133.4	1:06:02.147
3	1:44.116	33.642	41.946	28.528	200.2	1:07:46.263
4	1:37.760	31.304	39.290	27.166	216.6	1:09:24.023
5	1:32.893	28.130	37.762	27.001	235.3	1:10:56.916
6	1:32.982	28.059	37.939	26.984	236.3	1:12:29.898
7	1:50.190 B	29.994	39.728	40.468	234.8	1:14:20.088
8	14:15.800	...	50.469	33.838	122.3	1:28:35.888
9	1:44.490	33.579	41.627	29.284	205.5	1:30:20.378
10	1:42.521	30.581	42.069	29.871	221.4	1:32:02.899
11	1:32.538	27.961	37.490	27.087	237.4	1:33:35.437
12	1:32.551	27.980	37.582	26.989	236.9	1:35:07.988
13	1:47.155 B	28.044	37.563	41.548	235.3	1:36:55.143
14	9:27.627	8:05.403	48.629	33.595	127.0	1:46:22.770
15	1:41.329	32.425	40.492	28.412	205.1	1:48:04.099
16	1:36.919	30.725	39.112	27.082	213.6	1:49:41.018
17	1:32.309	28.043	37.312	26.954	234.3	1:51:13.327
18	1:32.299	28.016	37.430	26.853	234.3	1:52:45.626
19	1:46.003 B	28.020	37.432	40.551	233.3	1:54:31.629
20	:09:10.272	...	47.624	33.782	127.2	3:03:41.901

104 Motopark 4
Motopark EFO

1	59:48.962 B	...	47.819	39.886	126.9	59:48.962
2	6:18.178	5:01.051	44.748	32.379	161.5	1:06:07.140
3	1:42.406	31.405	41.607	29.394	215.7	1:07:49.546
4	1:41.116	29.754	38.927	32.435	224.2	1:09:30.662
5	1:34.197	28.530	38.252	27.415	230.8	1:11:04.859
6	1:33.889	28.450	38.157	27.282	234.8	1:12:38.748
7	1:33.817	28.332	38.042	27.443	235.3	1:14:12.565
8	1:39.636 B	28.327	38.113	33.196	236.3	1:15:52.201
9	8:27.917	7:15.132	42.742	30.043	164.2	1:24:20.118
10	1:36.700	30.089	38.979	27.632	220.1	1:25:56.818
11	1:33.012	28.252	37.705	27.055	233.3	1:27:29.830
12	1:33.207	28.234	37.698	27.275	234.3	1:29:03.037
13	1:43.498 B	30.945	38.602	33.951	234.8	1:30:46.535
14	10:14.117	9:01.561	43.033	29.523	160.6	1:41:00.652
15	1:36.506	30.141	38.796	27.569	215.7	1:42:37.158
16	1:33.082	28.367	37.691	27.024	232.3	1:44:10.240
17	1:33.160	28.210	37.819	27.131	233.8	1:45:43.400
18	1:33.278	28.368	37.672	27.238	232.8	1:47:16.678
19	1:40.276 B	28.628	38.656	32.992	232.3	1:48:56.954
20	:29:27.117	...	53.146	38.084	158.3	3:18:24.071
21	1:58.877	37.205	48.751	32.921	201.0	3:20:22.948
22	1:37.554	30.885	38.932	27.737	216.6	3:22:00.502
23	1:33.590	28.590	37.825	27.175	229.9	3:23:34.092
24	1:33.791	28.477	38.004	27.310	229.9	3:25:07.883
25	1:41.627 B	28.563	38.210	34.854	229.9	3:26:49.510
26	10:03.502	8:28.940	56.424	38.138	126.3	3:36:53.012
27	1:53.197	36.499	46.267	30.431	209.9	3:38:46.209
28	1:35.904	30.008	38.511	27.385	221.9	3:40:22.113
29	1:32.345	28.135	37.377	26.833	232.8	3:41:54.458
30	1:32.407	28.109	37.432	26.866	232.3	3:43:26.865
31	1:40.227 B	28.109	37.412	34.706	232.8	3:45:07.092
32	9:32.931	8:04.660	52.239	36.032	117.2	3:54:40.023
33	1:51.900	35.728	44.964	31.208	211.5	3:56:31.923
34	1:35.692	29.840	38.451	27.401	223.2	3:58:07.615
35	1:33.750	29.147	37.672	26.931	233.8	3:59:41.365
36	1:32.746	28.135	37.544	27.067	232.8	4:01:14.111



MOTOPARK TEST

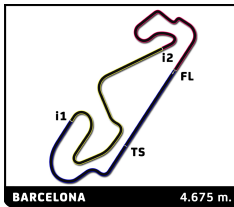
CIRCUIT DE BARCELONA CATALUNYA -16-20 DECEMBER

Day 4 - AM

Sector Analysis

— Invalidated Lap ■ Personal Best ■ Session Best ■ Crossing the pit lane

Lap	Time	Sector 1	Sector 2	Sector 3	T.Sp	Elapsed	Lap	Time	Sector 1	Sector 2	Sector 3	T.Sp	Elapsed
105 Motopark 5							16	1:33.191	28.221	37.862	27.108	234.3	1:32:39.864
Motopark EFO							17	1:40.701 B	28.383	37.975	34.343	235.3	1:34:20.565
1	58:05.558 B	...	42.858	35.712	153.8	58:05.558	18	8:42.713	7:29.308	43.343	30.062	158.7	1:43:03.278
2	5:21.921	4:11.218	41.459	29.244	158.0	1:03:27.479	19	1:40.469	31.216	40.461	28.792	205.5	1:44:43.747
3	1:44.198	32.182	43.281	28.735	202.5	1:05:11.677	20	1:36.794	30.273	39.081	27.440	207.9	1:46:20.541
4	1:32.724	28.147	37.660	26.917	234.8	1:06:44.401	21	1:33.099	28.308	37.804	26.987	232.3	1:47:53.640
5	1:32.645	28.074	37.630	26.941	234.8	1:08:17.046	22	1:32.717	28.210	37.525	26.982	232.8	1:49:26.357
6	1:32.519	28.123	37.463	26.933	235.3	1:09:49.565	23	1:32.634	28.200	37.502	26.932	232.8	1:50:58.991
7	1:32.636	28.016	37.622	26.998	235.3	1:11:22.201	24	1:40.274 B	28.432	37.948	33.894	234.3	1:52:39.265
8	1:37.647 B	28.128	37.671	31.848	235.8	1:12:59.848	25	:16:18.711	...	43.188	30.684	171.2	3:08:57.976
9	12:23.058	...	45.525	32.136	158.3	1:25:22.906	26	1:41.941	31.633	41.053	29.255	197.0	3:10:39.917
10	1:47.033	33.320	43.098	30.615	207.9	1:27:09.939	27	1:41.066	33.410	39.697	27.959	214.4	3:12:20.983
11	1:41.749	31.984	41.948	27.817	213.6	1:28:51.688	28	1:34.134	28.752	37.971	27.411	228.9	3:13:55.117
12	1:32.455	28.077	37.434	26.944	235.8	1:30:24.143	29	1:34.018	28.621	38.097	27.300	229.9	3:15:29.135
13	1:35.884	28.089	39.652	28.143	235.8	1:32:00.027	30	1:34.013	28.677	37.936	27.400	231.3	3:17:03.148
14	1:32.543	28.013	37.482	27.048	234.8	1:33:32.570	31	1:44.009 B	28.623	37.988	37.398	228.9	3:18:47.157
15	1:36.509 B	28.117	37.668	30.724	234.8	1:35:09.079	32	7:16.118	6:00.445	45.717	29.956	156.2	3:26:03.275
16	13:49.565	...	43.558	31.526	158.7	1:48:58.644	33	1:39.633	30.891	39.950	28.792	209.5	3:27:42.908
17	1:45.005	32.680	42.013	30.312	199.5	1:50:43.649	34	1:36.057	30.035	38.496	27.526	208.7	3:29:18.965
18	1:42.013	31.571	42.255	28.187	212.8	1:52:25.662	35	1:33.371	28.526	37.743	27.102	228.9	3:30:52.336
19	1:32.280	28.112	37.328	26.840	233.8	1:53:57.942	36	1:33.153	28.342	37.840	26.971	230.8	3:32:25.489
20	1:54.464 B	28.057	49.758	36.649	233.8	1:55:52.406	37	1:40.606 B	28.466	37.929	34.211	229.9	3:34:06.095
21	:08:13.267	...	43.886	31.629	153.8	3:04:05.673	38	7:13.067	5:59.704	42.954	30.409	147.5	3:41:19.162
22	1:47.696	33.313	43.308	31.075	204.7	3:05:53.369	39	1:42.910	31.126	41.967	29.817	209.5	3:43:02.072
23	1:41.686	31.985	41.641	28.060	210.3	3:07:35.055	40	1:36.404	30.535	38.742	27.127	218.8	3:44:38.476
24	1:33.652	28.386	38.082	27.184	229.9	3:09:08.707	41	1:35.970	28.119	37.306	30.545	232.3	3:46:14.446
25	1:33.609	28.465	37.852	27.292	229.4	3:10:42.316	42	1:32.251	28.098	37.205	26.948	232.3	3:47:46.697
26	1:40.104 B	28.963	38.296	32.845	233.3	3:12:22.420	43	1:40.603 B	28.145	37.219	35.239	232.8	3:49:27.300
27	8:29.383	7:13.550	44.846	30.987	137.4	3:20:51.803							
28	1:42.467	32.291	40.998	29.178	207.1	3:22:34.270							
29	1:38.992	31.217	40.308	27.467	212.3	3:24:13.262							
30	1:32.050	28.165	37.132	26.753	230.3	3:25:45.312							
31	1:37.873 B	28.348	37.419	32.106	230.8	3:27:23.185							
32	12:02.808	...	42.776	30.427	155.3	3:39:25.993							
33	1:43.249	31.283	41.288	30.678	209.1	3:41:09.242							
34	1:43.086	31.400	43.285	28.401	218.8	3:42:52.328							
35	1:31.525	27.957	36.967	26.601	232.8	3:44:23.853							
36	1:36.537 B	27.852	37.159	31.526	233.3	3:46:00.390							
106 Motopark 6							119 Niccolò MACCAGNANI						
Motopark EFO							G-Motorsport						
1	58:27.832 B	...	48.271	45.539	165.0	58:27.832	1	44:20.865	...	43.498	30.200	162.0	44:20.865
2	5:20.430	4:00.918	47.054	32.458	153.3	1:03:48.262	2	1:38.506	30.254	40.267	27.985	224.2	45:59.371
3	1:48.652	34.346	44.106	30.200	198.4	1:05:36.914	3	1:35.125	28.740	38.801	27.584	233.3	47:34.496
4	1:39.437	30.511	40.474	28.452	215.7	1:07:16.351	4	1:34.274	28.377	38.299	27.598	234.8	49:08.770
5	1:35.154	28.920	38.481	27.753	233.3	1:08:51.505	5	1:33.968	28.243	38.193	27.532	234.8	50:42.738
6	1:34.500	28.751	38.349	27.400	233.8	1:10:26.005	6	1:38.884	28.269	42.508	28.107	236.9	52:21.622
7	1:33.833	28.565	37.988	27.280	233.3	1:11:59.838	7	1:33.973	28.196	38.218	27.559	235.3	53:55.595
8	1:33.874	28.530	38.047	27.297	234.3	1:13:33.712	8	1:33.601	28.193	38.107	27.301	235.8	55:29.196
9	1:33.791	28.496	38.029	27.266	234.8	1:15:07.503	9	1:39.460 B	28.438	38.891	32.131	236.3	57:08.656
10	1:42.057 B	28.611	38.035	35.411	234.8	1:16:49.560	10	9:38.964	8:22.924	44.622	31.418	162.8	1:06:47.620
11	7:50.087	6:34.913	44.237	30.937	143.6	1:24:39.647	11	1:38.883	30.038	40.708	28.137	229.4	1:08:26.503
12	1:42.371	31.469	41.672	29.230	206.3	1:26:22.018	12	1:35.104	28.853	39.145	27.106	233.8	1:10:01.607
13	1:37.885	30.501	39.693	27.691	210.7	1:27:59.903	13	1:35.245	28.790	39.364	27.091	238.4	1:11:36.852
14	1:33.516	28.467	37.990	27.059	233.8	1:29:33.419	14	1:32.021	27.885	37.379	26.757	238.4	1:13:08.873
15	1:33.254	28.370	37.754	27.130	234.3	1:31:06.673	15	1:32.015	27.866	37.398	26.751	238.9	1:14:40.888
							16	1:44.640	31.651	45.850	27.139	237.9	1:16:25.528
							17	1:32.260	27.912	37.473	26.875	238.9	1:17:57.788
							18	1:32.025	27.887	37.348	26.790	237.4	1:19:29.813
							19	1:37.278 B	27.884	37.934	31.460	238.4	1:21:07.091
							20	38:25.929	...	45.205	31.269	169.6	1:59:33.020
							21	1:45.359	32.531	45.049	27.779	213.6	2:01:18.379
							22	1:34.333	28.195	38.918	27.220	236.9	2:02:52.712
							23	1:44.084	30.113	46.288	27.683	236.9	2:04:36.796
							24	1:38.004	28.255	41.980	27.769	237.9	2:06:14.800
							25	1:33.702	28.263	38.098	27.341	236.9	2:07:48.502
							26	1:33.199	28.129	37.756	27.314	237.4	2:09:21.701
							27	1:37.962 B	28.129	38.160	31.673	236.3	2:10:59.663



MOTOPARK TEST

CIRCUIT DE BARCELONA CATALUNYA -16-20 DECEMBER

Day 4 - AM

Sector Analysis

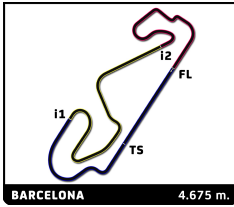
— Invalidated Lap

■ Personal Best

■ Session Best

B Crossing the pit lane

Lap	Time	Sector 1	Sector 2	Sector 3	T.Spd	Elapsed	Lap	Time	Sector 1	Sector 2	Sector 3	T.Spd	Elapsed
28	5:24.852	4:11.313	43.715	29.824	154.9	2:16:24.515							
29	1:39.537	30.704	40.112	28.721	214.9	2:18:04.052							
30	1:36.837	29.852	39.537	27.448	217.9	2:19:40.889							
31	1:32.138	27.944	37.391	26.803	236.9	2:21:13.027							
32	1:33.119	28.031	38.107	26.981	235.8	2:22:46.146							
33	1:32.416	27.975	37.489	26.952	236.3	2:24:18.562							
34	1:32.305	27.961	37.437	26.907	236.3	2:25:50.867							
35	1:40.594	29.007	44.370	27.217	236.3	2:27:31.461							
36	1:39.527 B	27.950	39.778	31.799	236.3	2:29:10.988							
37	6:55.344	5:48.854	39.287	27.203	166.7	2:36:06.332							
38	1:32.966	28.102	37.694	27.170	234.3	2:37:39.298							
39	1:32.853	28.013	37.700	27.140	235.3	2:39:12.151							
40	1:40.022	28.093	44.679	27.250	235.8	2:40:52.173							
41	1:40.648 B	28.105	40.408	32.135	234.3	2:42:32.821							
42	30:59.360	...	39.616	28.520	170.7	3:13:32.181							
43	1:37.461	30.384	39.658	27.419	219.2	3:15:09.642							
44	1:33.425	28.229	37.802	27.394	232.3	3:16:43.067							
45	1:45.240	28.204	47.174	29.862	232.3	3:18:28.307							
46	1:34.388	28.366	38.550	27.472	232.8	3:20:02.695							
47	1:39.539 B	28.187	38.279	33.073	232.3	3:21:42.234							



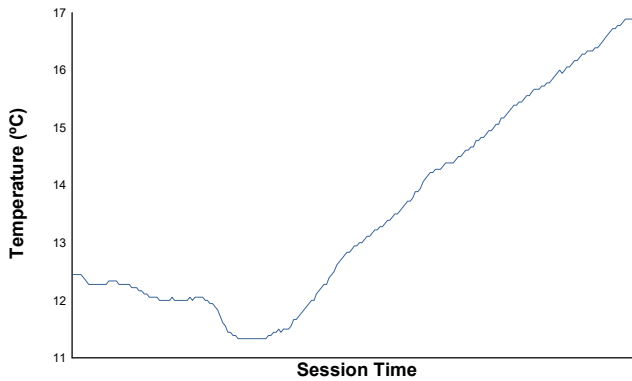
CIRCUIT DE BARCELONA CATALUNYA -16-20 DECEMBI

MOTOPARK TEST

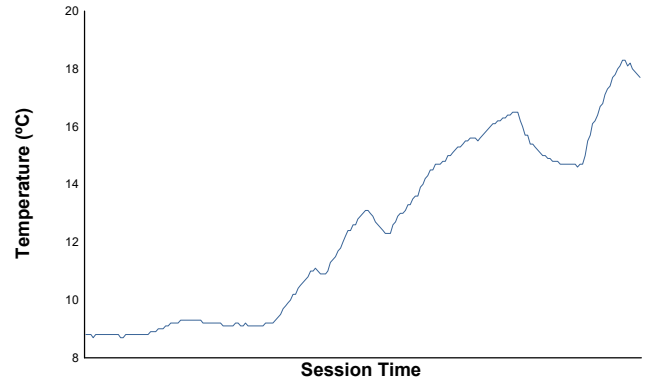
Day 4 - AM

Weather Report

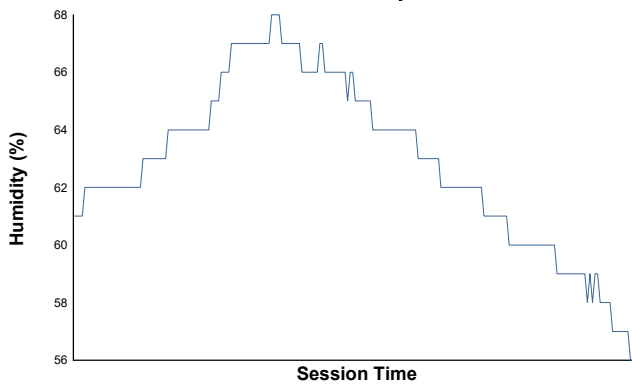
Air Temperature



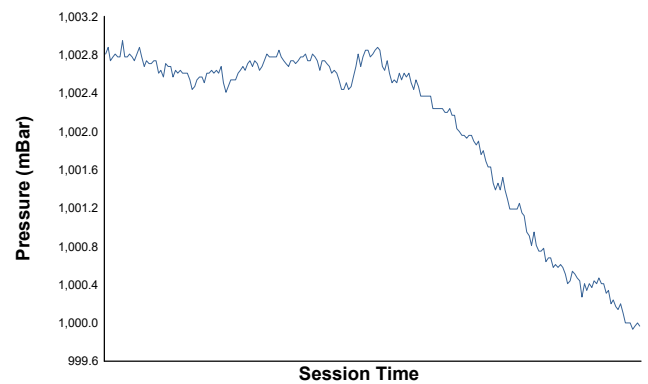
Track Temperature



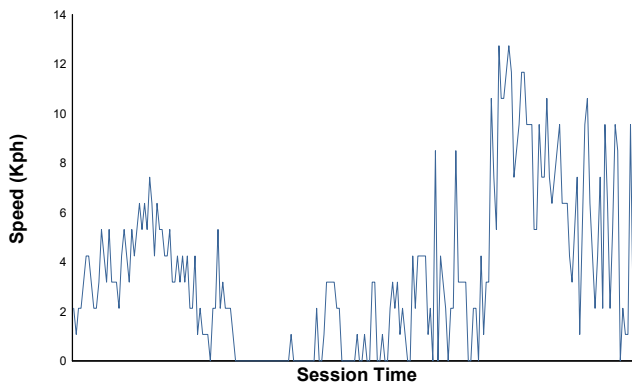
Humidity



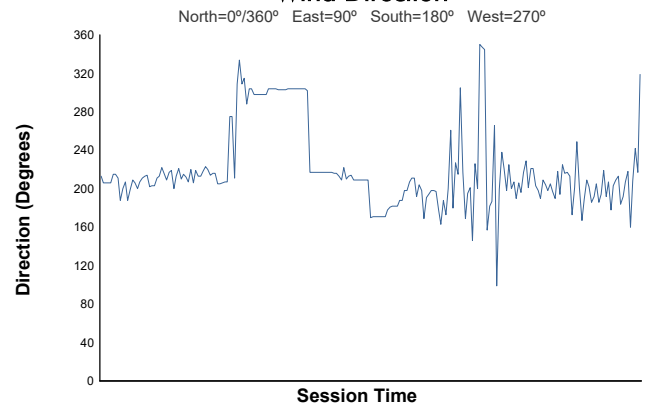
Pressure



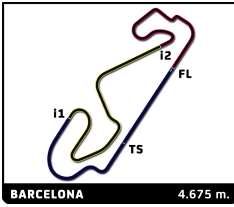
Wind Speed



Wind Direction



Track Status: **DRY**



MOTOPARK TEST

CIRCUIT DE BARCELONA CATALUNYA - 16-20 DECEMBER

Day 4 - PM

Classification

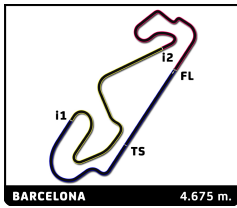
No	Driver	Nat	Team	Car	Cl.	Time	Lap	Total	Gap	Kph	
1	102		Motopark 2		EFO	1:31.523	28	30	-	-	183.9
2	103		Motopark 3		EFO	1:31.699	26	27	+0.176	+0.176	183.5
3	105		Motopark 5		EFO	1:31.717	21	23	+0.194	+0.018	183.5
4	119		Niccolo MACCAGNANI	G-Motorsport	EFO	1:31.969	44	45	+0.446	+0.252	183.0
5	106		Motopark 6		EFO	1:31.993	29	30	+0.470	+0.024	182.9
6	104		Motopark 4		EFO	1:32.026	21	23	+0.503	+0.033	182.9
7	101		Motopark 1		EFO	1:33.191	21	24	+1.668	+1.165	180.6
8	88		STK 1	STK Melnik EFO	EFO	1:36.832	8	19	+5.309	+3.641	173.8
9	27		ASM 27	ASM F4	F4	1:42.330	13	41	+10.807	+5.498	164.5
10	9		ASM 9	ASM F4	F4	1:43.443	5	25	+11.920	+1.113	162.7
11	8		ASM 8	ASM F4	F4	1:51.406	7	27	+19.883	+7.963	151.1

Fastest Lap: Lap 28 | Motopark 2 | **1:31.523** | 183.9 Kph

Published at:

Track Status: **DRY**

--	--

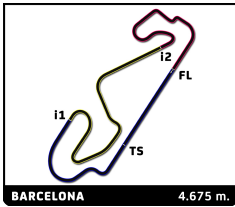

MOTOPARK TEST
CIRCUIT DE BARCELONA CATALUNYA -16-20 DECEMBER
Day 4 - PM
Classification by Class

No	Driver	Nat	Team	Car	Time	Lap Total	Gap	Kph
F4								
1	27 ASM 27		ASM F4		1:42.330	13 41		164.5
2	9 ASM 9		ASM F4		1:43.443	5 25	+1.113 +1.113	162.7
3	8 ASM 8		ASM F4		1:51.406	7 27	+9.076 +7.963	151.1
EFO								
1	102 Motopark 2		Motopark EFO		1:31.523	28 30		183.9
2	103 Motopark 3		Motopark EFO		1:31.699	26 27	+0.176 +0.176	183.5
3	105 Motopark 5		Motopark EFO		1:31.717	21 23	+0.194 +0.018	183.5
4	119 Niccolo MACCAGNANI		G-Motorsport		1:31.969	44 45	+0.446 +0.252	183.0
5	106 Motopark 6		Motopark EFO		1:31.993	29 30	+0.470 +0.024	182.9
6	104 Motopark 4		Motopark EFO		1:32.026	21 23	+0.503 +0.033	182.9
7	101 Motopark 1		Motopark EFO		1:33.191	21 24	+1.668 +1.165	180.6
8	88 STK 1		STK Melnik EFO		1:36.832	8 19	+5.309 +3.641	173.8

Published at:

 Track Status: **DRY**

--	--



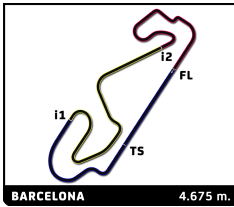
MOTOPARK TEST

CIRCUIT DE BARCELONA CATALUNYA - 16-20 DECEMBER

Day 4 - PM

Best Top Speed

No	Driver	Team	Class	Top 1		Top 2		Top 3		Top 4		Top 5		Avg
				Kph	Lap	Kph	Lap	Kph	Lap	Kph	Lap	Kph	Lap	
119	Niccolo MACCAGNANI	G-Motorsport	EFO	239.5	11	239.5	7	239.5	30	238.9	13	238.9	38	239.3
103	Motopark 3	Motopark EFO	EFO	238.4	11	236.9	26	236.9	20	236.3	27	236.3	22	237.0
88	STK 1	STK Melnik EFO	EFO	237.9	19	237.4	18	237.4	15	236.9	17	236.9	14	237.3
104	Motopark 4	Motopark EFO	EFO	237.9	15	237.4	17	235.8	23	235.8	21	235.3	16	236.4
102	Motopark 2	Motopark EFO	EFO	237.4	23	236.9	24	236.3	6	236.3	7	236.3	11	236.6
106	Motopark 6	Motopark EFO	EFO	237.4	28	237.4	24	236.3	29	236.3	23	236.3	22	236.7
105	Motopark 5	Motopark EFO	EFO	236.9	21	236.3	9	235.3	15	235.3	16	235.3	17	235.8
101	Motopark 1	Motopark EFO	EFO	234.8	22	234.8	23	234.3	21	234.3	20	234.3	5	234.5
27	ASM 27	ASM F4	F4	232.3	14	231.8	18	231.8	17	231.8	15	231.3	16	231.8
8	ASM 8	ASM F4	F4	230.3	8	229.4	11	228.9	15	228.9	14	228.9	13	229.3
9	ASM 9	ASM F4	F4	229.9	13	228.4	15	228.4	14	227.9	6	227.9	7	228.5



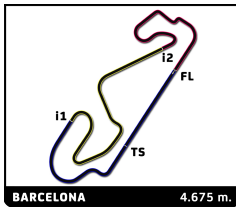
MOTOPARK TEST

CIRCUIT DE BARCELONA CATALUNYA -16-20 DECEMBER

Day 4 - PM

Best Sector Times

Sector 1			Sector 2			Sector 3			Pos	No Driver	Ideal Lap	Best Lap	
Pos	No Driver	Time	No Driver	Time	No Driver	Time	Pos	No Driver					
1	102 Motopark 2	27.744	102 Motopark 2	37.039	102 Motopark 2	26.505	1	102 Motopark 2	1:31.288	1:31.523	(1)		
2	119 N.MACCAGNANI	27.756	103 Motopark 3	37.119	105 Motopark 5	26.628	2	103 Motopark 3	1:31.699	1:31.699	(2)		
3	105 Motopark 5	27.866	106 Motopark 6	37.119	103 Motopark 3	26.655	3	105 Motopark 5	1:31.702	1:31.717	(3)		
4	106 Motopark 6	27.893	105 Motopark 5	37.208	119 N.MACCAGNANI	26.691	4	106 Motopark 6	1:31.734	1:31.993	(5)		
5	104 Motopark 4	27.923	119 N.MACCAGNANI	37.291	104 Motopark 4	26.709	5	119 N.MACCAGNANI	1:31.738	1:31.969	(4)		
6	103 Motopark 3	27.925	104 Motopark 4	37.375	106 Motopark 6	26.722	6	104 Motopark 4	1:32.007	1:32.026	(6)		
7	101 Motopark 1	28.216	101 Motopark 1	37.974	101 Motopark 1	26.983	7	101 Motopark 1	1:33.173	1:33.191	(7)		
8	88 STK 1	28.877	88 STK 1	39.349	88 STK 1	28.317	8	88 STK 1	1:36.543	1:36.832	(8)		
9	27 ASM 27	30.306	27 ASM 27	41.760	27 ASM 27	30.063	9	27 ASM 27	1:42.129	1:42.330	(9)		
10	9 ASM 9	31.072	9 ASM 9	41.988	9 ASM 9	30.290	10	9 ASM 9	1:43.350	1:43.443	(10)		
11	8 ASM 8	32.573	8 ASM 8	44.905	8 ASM 8	33.147	11	8 ASM 8	1:50.625	1:51.406	(11)		



MOTOPARK TEST

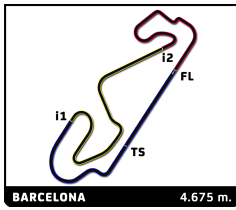
CIRCUIT DE BARCELONA CATALUNYA -16-20 DECEMBER

Day 4 - PM

Sector Analysis

— Invalidated Lap ■ Personal Best ■ Session Best B Crossing the pit lane

Lap	Time	Sector 1	Sector 2	Sector 3	T.Sp	Elapsed	Lap	Time	Sector 1	Sector 2	Sector 3	T.Sp	Elapsed
8	ASM 8						25	1:55.946 B	32.234	42.930	40.782	224.2	1:17:34.646
	ASM F4						27	ASM 27					
1	34:26.466	...	49.985	37.762	135.2	34:26.466		ASM F4					
2	1:57.885	35.325	46.982	35.578	220.5	36:24.351	1	19:15.643	...	51.064	34.826	143.2	19:15.643
3	1:54.983	33.722	47.030	34.231	224.2	38:19.334	2	1:54.487	35.574	46.064	32.849	219.2	21:10.130
4	1:52.725	33.366	45.703	33.656	226.0	40:12.059	3	1:48.956	32.856	44.090	32.010	224.2	22:59.086
5	1:52.051	33.196	45.623	33.232	227.4	42:04.110	4	1:45.830	31.605	43.071	31.154	228.9	24:44.916
6	1:51.875	32.782	45.536	33.557	227.9	43:55.985	5	1:44.541	31.343	42.479	30.719	228.4	26:29.457
7	1:51.406	32.573	45.445	33.388	228.4	45:47.391	6	1:44.241	30.997	42.491	30.753	230.3	28:13.698
8	1:52.918	32.775	46.209	33.934	230.3	47:40.309	7	1:43.814	31.057	42.120	30.637	229.4	29:57.512
9	1:53.522	33.085	45.567	34.870	228.9	49:33.831	8	1:49.431 B	31.078	42.496	35.857	230.8	31:46.943
10	1:52.267	33.152	45.497	33.618	228.4	51:26.098	9	7:56.321	6:34.739	47.676	33.906	118.7	39:43.264
11	1:51.855	32.934	45.544	33.377	229.4	53:17.953	10	1:48.651	33.194	43.920	31.537	222.8	41:31.915
12	1:52.468	33.563	45.339	33.566	228.4	55:10.421	11	1:46.028	31.699	43.203	31.126	230.3	43:17.943
13	1:51.731	33.343	45.241	33.147	228.9	57:02.152	12	1:42.920	30.783	41.915	30.222	230.8	45:00.863
14	1:51.766	33.356	45.213	33.197	228.9	58:53.918	13	1:42.330	30.507	41.760	30.063	231.3	46:43.193
15	2:03.024 B	32.851	46.487	43.686	228.9	1:00:56.942	14	1:42.620	30.696	41.813	30.111	232.3	48:25.813
16	49:54.242	...	52.011	38.873	118.9	1:50:51.184	15	1:42.908	30.501	41.779	30.628	231.8	50:08.721
17	1:57.317	35.284	46.989	35.044	219.6	1:52:48.501	16	1:50.073	31.804	47.428	30.841	231.3	51:58.794
18	1:55.221	34.085	46.406	34.730	225.1	1:54:43.722	17	1:43.000	30.634	41.933	30.433	231.8	53:41.794
19	1:54.634	34.490	45.869	34.275	226.0	1:56:38.356	18	1:48.267 B	30.306	42.549	35.412	231.8	55:30.061
20	1:53.989	33.481	46.165	34.343	227.0	1:58:32.345	19	45:04.159 B	...	47.654	37.694	147.1	1:40:34.220
21	1:54.154	33.893	46.036	34.225	226.0	2:00:26.499	20	3:31.479 B	2:10.490	45.046	35.943	158.3	1:44:05.699
22	1:52.602	33.136	45.485	33.981	227.0	2:02:19.101	21	2:57.243	1:42.099	43.875	31.269	159.9	1:47:02.942
23	1:52.136	33.185	45.429	33.522	226.0	2:04:11.237	22	1:44.995	31.393	42.600	31.002	229.9	1:48:47.937
24	1:52.224	32.985	45.638	33.601	227.0	2:06:03.461	23	1:44.521	31.211	42.579	30.731	229.4	1:50:32.458
25	2:00.328	32.928	50.684	36.716	226.0	2:08:03.789	24	1:44.262	31.081	42.526	30.655	229.9	1:52:16.720
26	1:51.424	32.808	44.905	33.711	227.4	2:09:55.213	25	1:44.365	31.032	42.499	30.834	228.9	1:54:01.085
27	2:09.251 B	33.477	47.837	47.937	228.4	2:12:04.464	26	1:43.952	31.044	42.376	30.532	229.9	1:55:45.037
9	ASM 9						27	1:44.197	31.045	42.427	30.725	230.3	1:57:29.234
	ASM F4						28	1:44.716	31.444	42.566	30.706	230.3	1:59:13.950
1	21:49.868 B	...	49.284	49.100	124.5	21:49.868	29	1:44.106	30.934	42.470	30.702	229.9	2:00:58.056
2	6:48.693	5:32.019	45.191	31.483	149.5	28:38.561	30	1:44.004	30.969	42.374	30.661	230.3	2:02:42.060
3	1:44.689	31.804	42.389	30.496	223.7	30:23.250	31	1:43.967	30.948	42.426	30.593	230.8	2:04:26.027
4	1:43.702	31.107	42.194	30.401	227.4	32:06.952	32	1:44.395	31.077	42.543	30.775	229.9	2:06:10.422
5	1:43.443	31.127	42.026	30.290	227.4	33:50.395	33	1:45.447	31.205	43.196	31.046	229.9	2:07:55.869
6	1:43.667	31.191	41.988	30.488	227.9	35:34.062	34	1:44.524	31.129	42.600	30.795	229.9	2:09:40.393
7	1:43.739	31.082	42.176	30.481	227.9	37:17.801	35	1:45.189	31.166	42.814	31.209	230.3	2:11:25.582
8	1:43.921	31.072	42.172	30.677	227.4	39:01.722	36	1:44.631	31.191	42.641	30.799	229.9	2:13:10.213
9	2:01.654	35.552	50.175	35.927	227.4	41:03.376	37	1:45.201	31.332	42.721	31.148	230.8	2:14:55.414
10	1:56.534 B	31.430	42.182	42.922	227.9	42:59.910	38	1:45.361	31.421	42.839	31.101	229.4	2:16:40.775
11	9:44.135	8:29.158	43.961	31.016	106.2	52:44.045	39	1:45.112	31.161	42.870	31.081	230.8	2:18:25.887
12	1:46.018	31.840	43.089	31.089	226.0	54:30.063	40	1:45.494	31.262	42.849	31.383	230.8	2:20:11.381
13	1:46.066	31.552	43.561	30.953	229.9	56:16.129	41	2:01.073 B	35.749	47.420	37.904	229.9	2:22:12.454
14	1:44.627	31.259	42.547	30.821	228.4	58:00.756							
15	1:44.597	31.365	42.346	30.886	228.4	59:45.353							
16	1:44.954	31.572	42.394	30.988	226.5	1:01:30.307							
17	1:45.265	31.210	42.673	31.382	227.4	1:03:15.572							
18	1:44.995	31.409	42.376	31.210	227.9	1:05:00.567							
19	1:45.154	31.447	42.568	31.139	227.9	1:06:45.721							
20	1:45.170	31.593	42.405	31.172	227.4	1:08:30.891							
21	1:45.321	31.367	42.677	31.277	227.4	1:10:16.212							
22	1:45.473	31.675	42.611	31.187	226.5	1:12:01.685							
23	1:45.476	31.466	42.730	31.280	226.0	1:13:47.161							
24	1:51.539	36.170	43.709	31.660	225.6	1:15:38.700							
88	STK 1						1	31:11.567	...	47.177	32.512	146.5	31:11.567
	STK Melnik EFO						2	1:40.953	30.846	41.021	29.086	228.9	32:52.520
1	31:11.567	...	47.177	32.512	146.5	31:11.567	3	1:38.011	30.040	39.584	28.387	233.8	34:30.531
2	1:40.953	30.846	41.021	29.086	228.9	32:52.520	4	1:37.684	29.967	39.400	28.317	235.3	36:08.215
3	1:38.011	30.040	39.584	28.387	233.8	34:30.531	5	1:37.639	29.122	40.103	28.414	235.8	37:45.854
4	1:37.684	29.967	39.400	28.317	235.3	36:08.215	6	1:37.370	29.621	39.349	28.400	235.8	39:23.224
5	1:37.639	29.122	40.103	28.414	235.8	37:45.854	7	1:37.608	29.123	39.430	29.055	236.3	41:00.832
6	1:37.370	29.621	39.349	28.400	235.8	39:23.224	8	1:36.832	28.877	39.422	28.533	236.9	42:37.664
7	1:37.608	29.123	39.430	29.055	236.3	41:00.832	9	1:37.661	29.157	39.730	28.774	235.8	44:15.325
8	1:36.832	28.877	39.422	28.533	236.9	42:37.664							
9	1:37.661	29.157	39.730	28.774	235.8	44:15.325							



MOTOPARK TEST

CIRCUIT DE BARCELONA CATALUNYA -16-20 DECEMBER

Day 4 - PM

Sector Analysis

— Invalidated Lap ■ Personal Best ■ Session Best **B** Crossing the pit lane

Lap	Time	Sector 1	Sector 2	Sector 3	T.Spd	Elapsed	Lap	Time	Sector 1	Sector 2	Sector 3	T.Spd	Elapsed
10	1:37.734	29.051	39.751	28.932	236.9	45:53.059	18	1:52.642 B	31.479	42.931	38.232	221.4	1:34:34.081
11	1:40.222	29.521	41.958	28.743	235.3	47:33.281	19	37:37.662	...	46.965	32.419	146.3	2:12:11.743
12	1:38.597	29.247	40.366	28.984	236.9	49:11.878	20	1:46.413	31.543	43.026	31.844	220.5	2:13:58.156
13	1:37.704	29.162	39.878	28.664	236.9	50:49.582	21	1:38.551	30.334	40.554	27.663	228.4	2:15:36.707
14	1:37.556	29.217	39.801	28.538	236.9	52:27.138	22	1:31.833	27.865	37.443	26.525	236.3	2:17:08.540
15	1:38.764	30.204	39.765	28.795	237.4	54:05.902	23	1:31.582	27.744	37.169	26.669	237.4	2:18:40.122
16	1:37.404	28.947	39.856	28.601	236.3	55:43.306	24	1:44.313 B	28.301	39.360	36.652	236.9	2:20:24.435
17	1:38.425	29.293	40.387	28.745	236.9	57:21.731	25	10:59.257	9:42.165	45.552	31.540	137.4	2:31:23.692
18	1:37.670	29.084	39.795	28.791	237.4	58:59.401	26	1:42.876	30.907	41.912	30.057	226.0	2:33:06.568
19	1:55.233 B	29.086	41.082	45.065	237.9	1:00:54.634	27	1:36.825	29.734	39.698	27.393	228.9	2:34:43.393
							28	1:31.523	27.898	37.120	26.505	236.3	2:36:14.916
							29	1:31.535	27.911	37.039	26.585	236.3	2:37:46.451
							30	1:45.936 B	29.284	42.218	34.434	236.3	2:39:32.387

101 Motopark 1

Motopark EFO

1	42:31.593	...	43.650	29.536	94.8	42:31.593
2	1:40.847	30.588	40.432	29.827	229.4	44:12.440
3	1:34.946	28.705	38.435	27.806	232.8	45:47.386
4	1:34.604	28.613	38.433	27.558	232.8	47:21.990
5	2:28.960 B	28.674	38.435	1:21.851	234.3	49:50.950
6	28:55.578	...	45.509	30.561	106.4	1:18:46.528
7	1:39.291	30.722	40.531	28.038	229.4	1:20:25.819
8	1:34.434	28.680	38.295	27.459	232.3	1:22:00.253
9	1:34.660	28.483	38.386	27.791	233.3	1:23:34.913
10	1:40.247	28.580	40.105	31.562	232.8	1:25:15.160
11	1:47.560 B	28.695	38.710	40.155	232.3	1:27:02.720
12	11:28.639	...	40.749	28.247	143.1	1:38:31.359
13	1:35.208	28.761	38.414	28.033	231.8	1:40:06.567
14	1:35.012	28.653	38.377	27.982	231.8	1:41:41.579
15	1:40.675	28.786	41.433	30.456	232.3	1:43:22.254
16	1:55.145 B	28.694	41.120	45.331	231.8	1:45:17.399
17	48:47.215 B	...	48.975	45.368	64.6	2:34:04.614
18	3:21.925	2:06.326	44.355	31.244	148.5	2:37:26.539
19	1:39.408	31.065	40.102	28.241	228.9	2:39:05.947
20	1:33.838	28.456	38.184	27.198	234.3	2:40:39.785
21	1:33.191	28.234	37.974	26.983	234.3	2:42:12.976
22	1:33.817	28.216	38.270	27.331	234.8	2:43:46.793
23	1:43.117	28.316	45.039	29.762	234.8	2:45:29.910
24	1:47.237 B	28.503	38.231	40.503	233.8	2:47:17.147

102 Motopark 2

Motopark EFO

1	43:28.096	...	43.891	30.687	116.5	43:28.096
2	1:46.821 B	30.499	40.392	35.930	221.0	45:14.917
3	1:56.693	46.571	42.028	28.094	184.6	47:11.610
4	1:33.281	28.215	38.070	26.996	234.3	48:44.891
5	1:33.007	28.141	37.880	26.986	235.3	50:17.898
6	1:32.841	28.022	37.809	27.010	236.3	51:50.739
7	1:43.246 B	28.241	39.569	35.436	236.3	53:33.985
8	9:38.073	8:22.460	44.349	31.264	159.2	1:03:12.058
9	1:42.299	30.585	41.950	29.764	226.0	1:04:54.357
10	1:38.498	29.760	40.857	27.881	227.9	1:06:32.855
11	1:32.575	28.113	37.694	26.768	236.3	1:08:05.430
12	1:32.673	27.896	37.798	26.979	235.8	1:09:38.103
13	1:44.191 B	28.837	39.578	35.776	235.8	1:11:22.294
14	13:56.313 B	...	40.760	38.846	173.4	1:25:18.607
15	3:03.051	1:49.276	43.357	30.418	155.8	1:28:21.658
16	1:46.864 B	29.911	40.239	36.714	229.4	1:30:08.522
17	2:32.917	1:16.532	44.815	31.570	168.3	1:32:41.439

103 Motopark 3

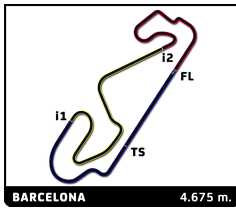
Motopark EFO

1	34:44.122	...	46.743	33.271	130.8	34:44.122
2	1:45.650	32.986	42.865	29.799	210.7	36:29.772
3	1:40.497	30.410	42.814	27.273	224.2	38:10.269
4	1:33.641	28.353	38.016	27.272	234.8	39:43.910
5	1:33.483	28.346	37.975	27.162	235.3	41:17.393
6	1:51.521 B	28.239	40.179	43.103	235.3	43:08.914
7	2:38.280 B	1:17.122	40.260	40.898	167.8	45:47.194
8	8:32.675	7:14.307	46.365	32.003	132.3	54:19.869
9	1:44.920	33.076	42.469	29.375	209.9	56:04.789
10	1:43.102	30.750	41.798	30.554	225.1	57:47.891
11	1:33.000	28.114	37.900	26.986	238.4	59:20.891
12	1:32.820	28.159	37.861	26.800	235.8	1:00:53.711
13	1:46.319 B	28.222	38.059	40.038	235.8	1:02:40.030
14	3:10.393 B	1:48.292	40.909	41.192	162.8	1:05:50.423
15	3:27.141	2:17.891	40.861	28.389	167.0	1:09:17.564
16	1:51.205 B	29.758	39.383	42.064	234.3	1:11:08.769
17	52:33.256	...	49.319	33.393	128.4	2:03:42.025
18	1:44.386	33.213	42.357	28.816	206.7	2:05:26.411
19	1:39.217	29.279	41.029	28.909	221.4	2:07:05.628
20	1:32.005	27.997	37.309	26.699	236.9	2:08:37.633
21	1:32.036	27.942	37.308	26.786	236.3	2:10:09.669
22	1:53.417 B	28.068	38.534	46.815	236.3	2:12:03.086
23	9:44.457	8:24.246	47.496	32.715	132.6	2:21:47.543
24	1:45.084	32.739	43.033	29.312	209.1	2:23:32.627
25	1:38.322	29.854	40.102	28.366	222.3	2:25:10.949
26	1:31.699	27.925	37.119	26.655	236.9	2:26:42.648
27	1:47.953 B	28.031	37.404	42.518	236.3	2:28:30.601

104 Motopark 4

Motopark EFO

1	:03:32.825	...	44.146	30.861	143.8	1:03:32.825
2	1:52.769 B	30.482	39.534	42.753	209.1	1:05:25.594
3	2:22.134	1:15.194	39.066	27.874	168.6	1:07:47.728
4	1:47.168 B	28.526	38.448	40.194	233.8	1:09:34.896
5	2:15.656	1:08.219	39.681	27.756	166.7	1:11:50.552
6	1:46.148 B	28.527	38.338	39.283	232.8	1:13:36.700
7	2:24.497 B	1:10.272	39.286	34.939	168.0	1:16:01.197
8	9:11.036 B	7:53.123	38.645	39.268	163.2	1:25:12.233
9	2:27.721	1:20.750	39.059	27.912	167.5	1:27:39.954
10	1:45.614 B	28.594	38.392	38.628	231.8	1:29:25.568
11	2:31.098 B	1:16.446	38.944	35.708	168.0	1:31:56.666



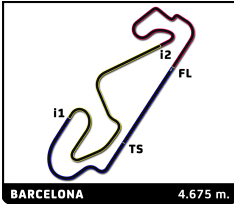
MOTOPARK TEST

CIRCUIT DE BARCELONA CATALUNYA -16-20 DECEMBER

Day 4 - PM

Sector Analysis

_ Invalidated Lap							■ Personal Best							■ Session Best							B Crossing the pit lane						
Lap	Time	Sector 1	Sector 2	Sector 3	T.Spd	Elapsed	Lap	Time	Sector 1	Sector 2	Sector 3	T.Spd	Elapsed	Lap	Time	Sector 1	Sector 2	Sector 3	T.Spd	Elapsed	Lap	Time	Sector 1	Sector 2	Sector 3	T.Spd	Elapsed
12	34:18.187	...	55.537	42.404	134.4	2:06:14.853	17	1:32.955	28.338	37.690	26.927	234.3	1:48:58.916														
13	2:01.302	37.003	48.940	35.359	207.1	2:08:16.155	18	1:41.197B	28.223	39.165	33.809	233.8	1:50:40.113														
14	1:40.942	32.743	40.273	27.926	221.0	2:09:57.097	19	12:39.521	...	44.722	32.736	159.4	2:03:19.634														
15	1:43.279	32.005	43.495	27.779	237.9	2:11:40.376	20	1:44.663	32.378	42.687	29.598	192.8	2:05:04.297														
16	1:32.424	27.994	37.658	26.772	235.3	2:13:12.800	21	1:42.071	31.382	42.736	27.953	202.8	2:06:46.368														
17	1:38.289B	28.031	37.491	32.767	237.4	2:14:51.089	22	1:32.387	28.075	37.475	26.837	236.3	2:08:18.755														
18	8:58.372	7:32.230	50.613	35.529	156.9	2:23:49.461	23	1:32.636	28.059	37.119	27.458	236.3	2:09:51.391														
19	1:49.023	33.935	44.064	31.024	219.2	2:25:38.484	24	1:41.562B	28.263	37.566	35.733	237.4	2:11:32.953														
20	1:36.806	30.257	39.297	27.252	226.0	2:27:15.290	25	9:44.661	8:28.034	45.501	31.126	121.9	2:21:17.614														
21	1:32.026	27.923	37.375	26.728	235.8	2:28:47.316	26	1:46.825	32.495	42.948	31.382	191.7	2:23:04.439														
22	1:32.099	27.998	37.392	26.709	234.8	2:30:19.415	27	1:42.094	31.663	42.196	28.235	205.1	2:24:46.533														
23	1:46.459B	28.005	44.885	33.569	235.8	2:32:05.874	28	1:32.003	27.893	37.388	26.722	237.4	2:26:18.536														
105 Motopark 5							119 Niccolo MACCAGNANI																				
Motopark EFO							G-Motorsport																				
1	42:29.075	...	43.011	30.128	158.9	42:29.075	1	47:44.232	...	41.758	29.198	157.8	47:44.232														
2	1:46.438B	31.609	41.122	33.707	207.1	44:15.513	2	1:40.599	30.577	41.291	28.731	221.9	49:24.831														
3	2:18.639	1:13.116	38.248	27.275	170.1	46:34.152	3	1:38.045	30.569	39.502	27.974	220.5	51:02.876														
4	1:37.420B	28.451	37.989	30.980	233.8	48:11.572	4	1:52.220	28.448	55.623	28.149	236.9	52:55.096														
5	2:21.025	1:14.657	39.094	27.274	169.1	50:32.597	5	1:35.056	28.409	38.342	28.305	235.3	54:30.152														
6	1:38.568B	28.484	38.108	31.976	234.3	52:11.165	6	1:35.969	29.054	38.804	28.111	235.3	56:06.121														
7	8:07.489B	6:56.726	38.579	32.184	162.0	1:00:18.654	7	1:39.967B	28.512	39.138	32.317	239.5	57:46.088														
8	2:16.884	1:11.405	38.175	27.304	170.1	1:02:35.538	8	4:54.282	3:44.988	40.808	28.486	166.7	1:02:40.370														
9	1:38.261B	28.411	38.058	31.792	236.3	1:04:13.799	9	1:35.122	28.844	38.898	27.380	235.8	1:04:15.492														
10	2:14.031	1:06.185	38.154	29.692	171.8	1:06:27.830	10	1:33.210	28.058	38.133	27.019	238.9	1:05:48.702														
11	1:51.773B	34.258	42.335	35.180	221.9	1:08:19.603	11	1:33.334	27.967	38.113	27.254	239.5	1:07:22.036														
12	54:52.956	...	44.428	31.283	154.0	2:03:12.559	12	1:43.133	30.828	45.061	27.244	238.9	1:09:05.169														
13	1:45.741	31.847	43.311	30.583	210.7	2:04:58.300	13	1:33.450	28.073	38.022	27.355	238.9	1:10:38.619														
14	1:41.659	32.119	42.108	27.432	212.8	2:06:39.959	14	1:44.047B	29.843	41.853	32.351	235.8	1:12:22.666														
15	1:32.270	28.064	37.355	26.851	235.3	2:08:12.229	15	40:57.605	...	40.652	28.314	173.4	1:53:20.271														
16	1:38.550	27.941	42.754	27.855	235.3	2:09:50.779	16	1:35.357	29.049	38.867	27.441	228.4	1:54:55.628														
17	1:38.670B	28.084	37.509	33.077	235.3	2:11:29.449	17	1:35.716	28.617	39.460	27.639	236.9	1:56:31.344														
18	9:36.220	8:21.747	42.322	32.151	152.5	2:21:05.669	18	1:33.494	28.135	38.065	27.294	236.3	1:58:04.838														
19	1:49.920	33.457	44.607	31.856	215.7	2:22:55.589	19	1:33.838	28.124	38.134	27.580	236.3	1:59:38.676														
20	1:43.128	32.741	42.665	27.722	214.0	2:24:38.717	20	1:37.954B	28.137	38.021	31.796	236.3	2:01:16.630														
21	1:31.717	27.866	37.223	26.628	236.9	2:26:10.434	21	4:50.854	3:34.512	45.580	30.762	166.0	2:06:07.484														
22	1:31.928	27.885	37.208	26.835	235.3	2:27:42.362	22	1:37.090	29.589	40.307	27.194	222.4	2:07:44.574														
23	1:36.242B	28.630	37.364	30.248	235.3	2:29:18.604	23	1:32.320	27.919	37.532	26.869	237.9	2:09:16.894														
106 Motopark 6																											
Motopark EFO																											
1	48:14.422	...	47.357	29.852	158.9	48:14.422	24	1:32.309	27.941	37.540	26.828	237.9	2:10:49.203														
2	1:40.098	30.823	40.682	28.593	208.3	49:54.520	25	1:32.271	27.891	37.502	26.878	237.9	2:12:21.474														
3	1:34.533	28.697	38.488	27.348	233.3	51:29.053	26	1:45.256	29.358	47.789	28.109	238.4	2:14:06.730														
4	1:34.094	28.794	38.081	27.219	234.8	53:03.147	27	1:40.974B	29.243	39.096	32.635	238.4	2:15:47.704														
5	1:33.419	28.356	37.976	27.087	233.8	54:36.566	28	9:56.133	8:45.452	42.053	28.628	167.0	2:25:43.837														
6	1:33.719	28.402	38.162	27.155	235.3	56:10.285	29	1:35.304	28.897	39.102	27.305	233.8	2:27:19.141														
7	1:33.393	28.294	38.045	27.054	235.3	57:43.678	30	1:32.319	27.800	37.708	26.811	239.5	2:28:51.460														
8	1:33.158	28.264	37.888	27.006	235.8	59:16.836	31	1:32.121	27.756	37.543	26.822	237.9	2:30:23.581														
9	1:33.289	28.371	37.928	26.990	235.3	1:00:50.125	32	1:32.202	27.803	37.582	26.817	238.9	2:31:55.783														
10	1:33.217	28.311	37.898	27.008	234.8	1:02:23.342	33	1:43.549	30.734	45.656	27.159	238.9	2:33:39.332														
11	1:33.097	28.333	37.760	27.004	235.8	1:03:56.439	34	1:38.582B	28.073	38.293	32.216	237.9	2:35:17.914														
12	1:40.216B	28.400	38.169	33.647	236.3	1:05:36.655	35	6:19.538	5:14.419	38.099	27.020	177.4	2:41:37.452														
13	36:49.498	...	43.848	31.291	158.5	1:42:26.153	36	1:32.465	28.011	37.507	26.947	236.9	2:43:09.917														
14	1:45.224	33.165	42.867	29.192	192.1	1:44:11.377	37	1:32.549	27.912	37.650	26.987	238.4	2:44:42.466														
15	1:41.389	32.359	41.471	27.559	198.4	1:45:52.766	38	1:37.592B	27.973	38.218	31.401	238.9	2:46:20.058														
16	1:33.195	28.294	37.824	27.077	234.3	1:47:25.961	39	5:52.431	4:42.129	41.522	28.780	173.1	2:52:12.489														
							40	1:34.671	29.243	38.590	26.838	222.3	2:53:47.160														
							41	1:32.092	27.923	37.478	26.691	238.4	2:55:19.252														


MOTOPARK TEST
CIRCUIT DE BARCELONA CATALUNYA -16-20 DECEMBER
Day 4 - PM
Sector Analysis

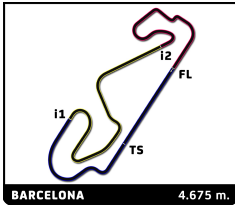
_ Invalidated Lap

■ Personal Best

■ Session Best

B Crossing the pit lane

Lap	Time	Sector 1	Sector 2	Sector 3	T.Spd	Elapsed	Lap	Time	Sector 1	Sector 2	Sector 3	T.Spd	Elapsed
42	1:32.027	27.810	37.425	26.792	238.4	2:56:51.279							
43	1:32.057	27.867	37.291	26.899	236.9	2:58:23.336							
44	1:31.969	27.818	37.375	26.776	238.4	2:59:55.305							
45	1:38.207 B	27.933	38.350	31.924	237.4	3:01:33.512							



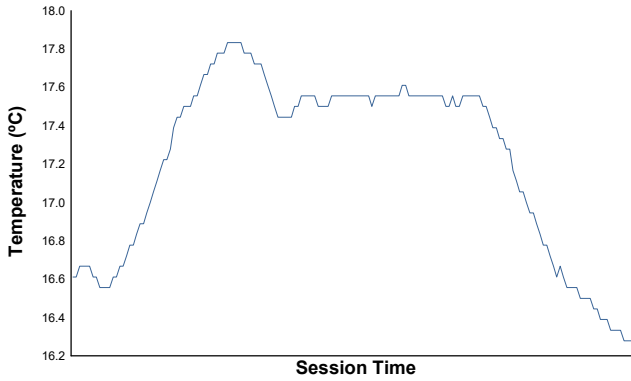
CIRCUIT DE BARCELONA CATALUNYA -16-20 DECEMBI

MOTOPARK TEST

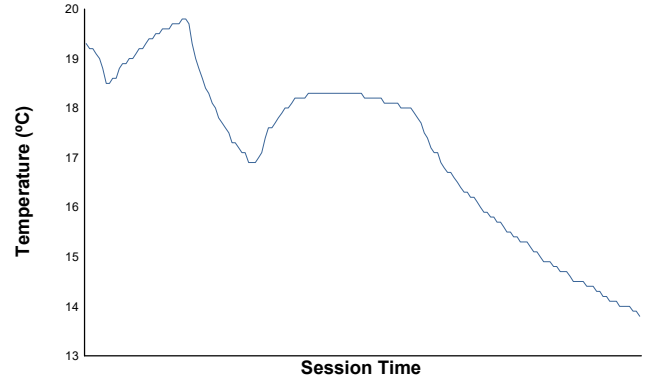
Day 4 - PM

Weather Report

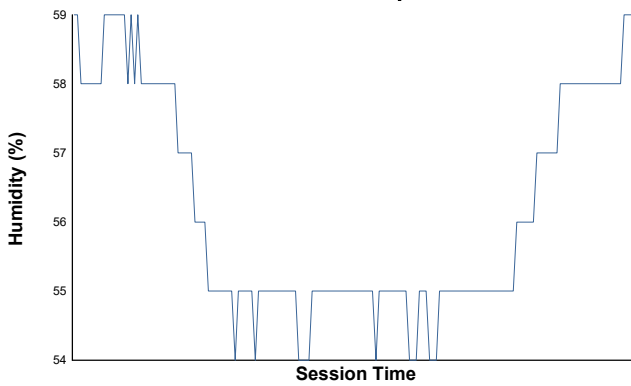
Air Temperature



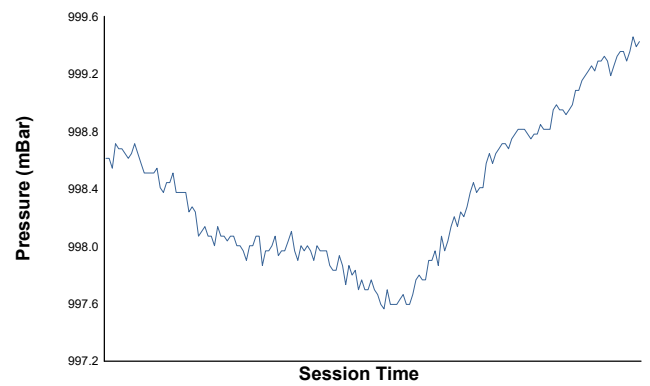
Track Temperature



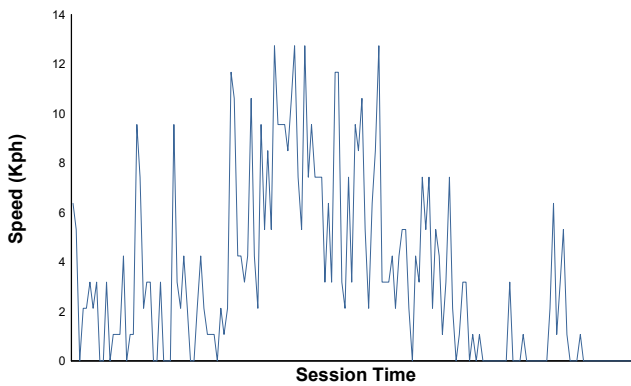
Humidity



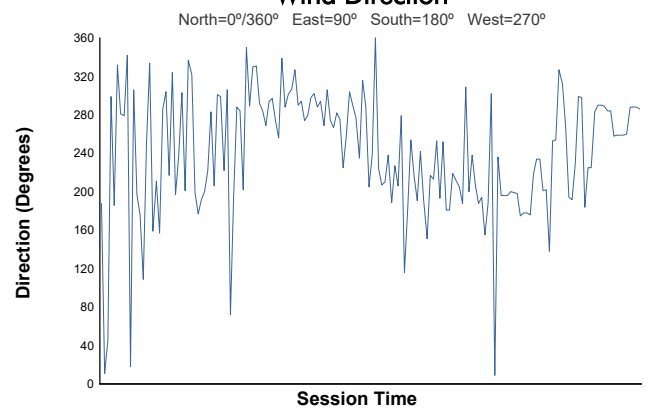
Pressure



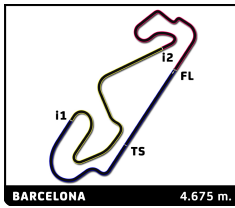
Wind Speed



Wind Direction



Track Status: **DRY**



MOTOPARK TEST

CIRCUIT DE BARCELONA CATALUNYA -16-20 DI

Combined Day 4

Classification

No	Driver	Nat	Team	Cl.	AM	PM	Time	Gap		
1	102		Motopark 2		Motopark EFO	EFO	1:32.268	1:31.523	1:31.523	19.626 19.626
2	105		Motopark 5		Motopark EFO	EFO	1:31.525	1:31.717	1:31.525	19.624 0.002
3	103		Motopark 3		Motopark EFO	EFO	1:31.843	1:31.699	1:31.699	19.450 20.296
4	119		Niccolo MACCAGNANI		G-Motorsport	EFO	1:32.015	1:31.969	1:31.969	19.180 22.913
5	106		Motopark 6		Motopark EFO	EFO	1:32.251	1:31.993	1:31.993	19.156 23.142
6	104		Motopark 4		Motopark EFO	EFO	1:32.345	1:32.026	1:32.026	19.123 23.640
7	101		Motopark 1		Motopark EFO	EFO	1:34.140	1:33.191	1:33.191	17.958 22.779
8	88		STK 1		STK Melnik EFO	EFO	1:35.700	1:36.832	1:35.700	15.449 2.509
9	27		ASM 27		ASM F4	F4	1:42.173	1:42.330	1:42.173	8.976 13.962
10	9		ASM 9		ASM F4	F4	1:43.240	1:43.443	1:43.240	7.909 13.212
11	8		ASM 8		ASM F4	F4	1:48.632	1:51.406	1:48.632	2.517 7.957

--	--