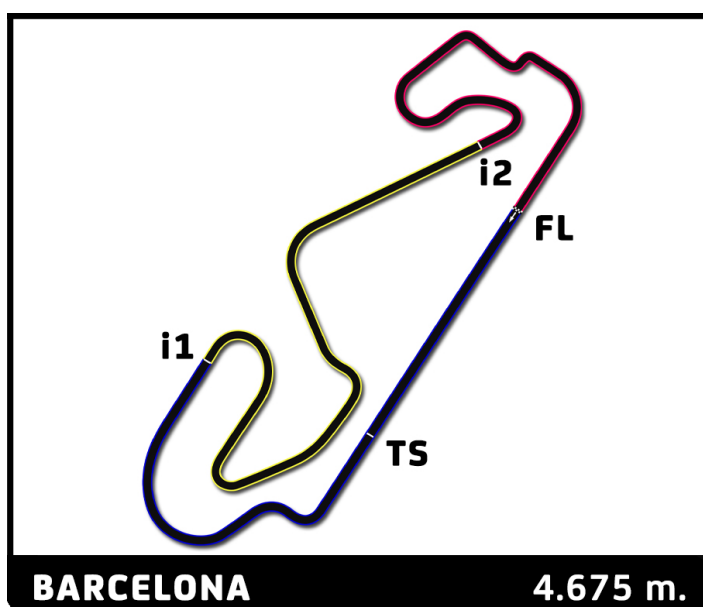


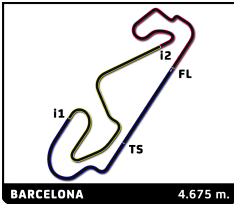
CIRCUIT DE BARCELONA CATALUNYA -16-20

DECEMBER

MOTOPARK TEST

Results Booklet





MOTOPARK TEST

CIRCUIT DE BARCELONA CATALUNYA -16-20 DECEMBER

Day 5 -AM

Classification

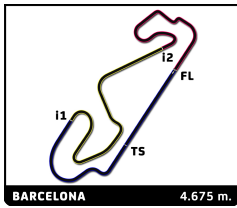
No	Driver	Nat	Team	Car	Cl.	Time	Lap	Total	Gap	Kph	
1	102		Motopark 2		EFO	1:30.379	12	33	-	-	186.2
2	105		Motopark 5		EFO	1:30.621	12	39	+0.242	+0.242	185.7
3	106		Motopark 6		EFO	1:30.712	22	43	+0.333	+0.091	185.5
4	103		Motopark 3		EFO	1:30.817	12	35	+0.438	+0.105	185.3
5	104		Motopark 4		EFO	1:30.894	12	38	+0.515	+0.077	185.2
6	119		Niccolo MACCAGNANI		G-Motorsport	1:31.011	39	42	+0.632	+0.117	184.9
7	101		Motopark 1		EFO	1:32.280	24	34	+1.901	+1.269	182.4

Fastest Lap:	Lap 12	Motopark 2	1:30.379	186.2 Kph
---------------------	--------	------------	-----------------	-----------

Published at:

Track Status: **DRY**

--	--

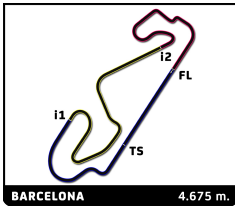

MOTOPARK TEST
CIRCUIT DE BARCELONA CATALUNYA -16-20 DECEMBER
Day 5 -AM
Classification by Class

No	Driver	Nat	Team	Car	Time	Lap Total	Gap	Kph
EFO								
1	102		Motopark 2		1:30.379	12 33		186.2
2	105		Motopark 5		1:30.621	12 39	+0.242 +0.242	185.7
3	106		Motopark 6		1:30.712	22 43	+0.333 +0.091	185.5
4	103		Motopark 3		1:30.817	12 35	+0.438 +0.105	185.3
5	104		Motopark 4		1:30.894	12 38	+0.515 +0.077	185.2
6	119		Niccolo MACCAGNANI	G-Motorsport	1:31.011	39 42	+0.632 +0.117	184.9
7	101		Motopark 1		1:32.280	24 34	+1.901 +1.269	182.4

Published at:

 Track Status: **DRY**

--	--



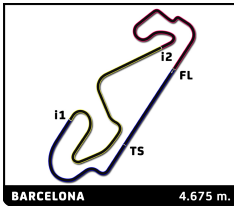
MOTOPARK TEST

CIRCUIT DE BARCELONA CATALUNYA -16-20 DECEMBER

Day 5 -AM

Best Top Speed

No	Driver	Team	Class	Top 1		Top 2		Top 3		Top 4		Top 5		Avg
				Kph	Lap	Kph	Lap	Kph	Lap	Kph	Lap	Kph	Lap	
119	Niccolo MACCAGNANI	G-Motorsport	EFO	241.1	19	240.5	18	240.0	25	238.4	26	238.4	20	239.7
104	Motopark 4	Motopark EFO	EFO	238.9	13	237.9	6	237.4	12	237.4	11	237.4	7	237.8
101	Motopark 1	Motopark EFO	EFO	237.9	14	237.9	11	237.4	20	237.4	13	237.4	12	237.6
102	Motopark 2	Motopark EFO	EFO	237.9	11	237.4	19	237.4	18	237.4	13	236.9	12	237.4
103	Motopark 3	Motopark EFO	EFO	237.9	13	237.9	12	237.9	11	237.9	6	237.4	7	237.8
105	Motopark 5	Motopark EFO	EFO	236.9	12	236.9	11	236.3	13	236.3	7	235.8	19	236.4
106	Motopark 6	Motopark EFO	EFO	236.9	9	236.9	6	236.3	5	236.3	7	236.3	8	236.5



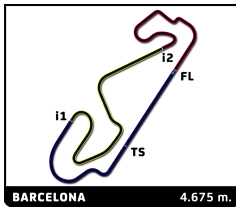
MOTOPARK TEST

CIRCUIT DE BARCELONA CATALUNYA -16-20 DECEMBER

Day 5 -AM

Best Sector Times

Sector 1		Sector 2		Sector 3		Ideal Lap	Best Lap	
Pos	No Driver	Time	No Driver	Time	No Driver			
1	119 N.MACCAGNANI	27.505	105 Motopark 5	36.621	102 Motopark 2	26.105	1:30.367	1:30.379 (1)
2	105 Motopark 5	27.598	102 Motopark 2	36.637	103 Motopark 3	26.228	1:30.498	1:30.621 (2)
3	102 Motopark 2	27.625	106 Motopark 6	36.680	106 Motopark 6	26.239	1:30.671	1:30.712 (3)
4	103 Motopark 3	27.670	104 Motopark 4	36.753	105 Motopark 5	26.279	1:30.713	1:30.817 (4)
5	104 Motopark 4	27.692	103 Motopark 3	36.815	104 Motopark 4	26.329	1:30.774	1:30.894 (5)
6	106 Motopark 6	27.752	119 N.MACCAGNANI	36.909	119 N.MACCAGNANI	26.452	1:30.866	1:31.011 (6)
7	101 Motopark 1	28.000	101 Motopark 1	37.418	101 Motopark 1	26.703	1:32.121	1:32.280 (7)



MOTOPARK TEST

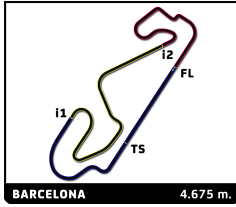
CIRCUIT DE BARCELONA CATALUNYA -16-20 DECEMBER

Day 5 -AM

Sector Analysis

— Invalidated Lap ■ Personal Best ■ Session Best ■ Crossing the pit lane

Lap	Time	Sector 1	Sector 2	Sector 3	T.Spd	Elapsed	Lap	Time	Sector 1	Sector 2	Sector 3	T.Spd	Elapsed
101	Motopark 1												
	Motopark EFO												
1	:01:13.670	...	49.300	32.885	127.9	1:01:13.670	18	1:30.552	27.625	36.705	26.222	237.4	1:43:23.996
2	1:42.464	31.050	41.489	29.925	227.9	1:02:56.134	19	1:39.037 B	27.671	36.813	34.553	237.4	1:45:03.033
3	1:36.707	28.975	38.879	28.853	230.8	1:04:32.841	20	:32:03.499	...	44.677	31.505	132.1	3:17:06.532
4	1:34.221	28.423	38.425	27.373	234.8	1:06:07.062	21	1:39.049	30.867	40.728	27.454	221.0	3:18:45.581
5	1:34.125	28.467	38.247	27.411	234.3	1:07:41.187	22	1:32.562	28.437	37.573	26.552	233.8	3:20:18.143
6	1:33.709	28.396	38.041	27.272	234.3	1:09:14.896	23	1:31.905	27.985	37.345	26.575	233.8	3:21:50.048
7	1:51.869 B	32.511	41.598	37.760	225.6	1:11:06.765	24	1:32.121	28.105	37.350	26.666	234.3	3:23:22.169
8	6:34.361	5:15.540	45.644	33.177	112.2	1:17:41.126	25	1:31.748	28.008	37.075	26.665	234.3	3:24:53.917
9	1:42.923	31.511	41.733	29.679	229.4	1:19:24.049	26	1:32.025	27.910	37.359	26.756	234.3	3:26:25.942
10	1:39.788	30.879	39.449	29.460	232.8	1:21:03.837	27	1:32.024	27.935	37.288	26.801	234.8	3:27:57.966
11	1:32.944	28.190	37.843	26.911	237.9	1:22:36.781	28	1:32.247	27.993	37.338	26.916	234.8	3:29:30.213
12	1:32.520	28.037	37.626	26.857	237.4	1:24:09.301	29	1:32.023	27.915	37.312	26.796	234.8	3:31:02.236
13	1:32.471	28.000	37.647	26.824	237.4	1:25:41.772	30	1:32.453	27.989	37.506	26.958	234.3	3:32:34.689
14	1:32.406	28.018	37.607	26.781	237.9	1:27:14.178	31	1:31.968	27.968	37.218	26.782	234.8	3:34:06.657
15	1:51.734 B	31.840	41.674	38.220	236.9	1:29:05.912	32	1:32.205	27.958	37.352	26.895	235.3	3:35:38.862
16	34:31.836	...	41.951	30.350	135.1	2:03:37.748	33	1:43.263 B	28.546	39.517	35.200	235.3	3:37:22.125
17	1:36.916	29.446	39.766	27.704	232.8	2:05:14.664							
18	1:32.643	28.138	37.676	26.829	235.8	2:06:47.307							
19	1:32.591	28.104	37.540	26.947	236.3	2:08:19.898							
20	1:52.810 B	32.675	41.844	38.291	237.4	2:10:12.708							
21	8:23.026	7:04.495	46.455	32.076	114.6	2:18:35.734							
22	1:42.263	31.042	41.729	29.492	227.4	2:20:17.997							
23	1:36.838	29.260	39.819	27.759	232.3	2:21:54.835							
24	1:32.280	28.159	37.418	26.703	234.8	2:23:27.115							
25	1:32.395	28.058	37.495	26.842	235.8	2:24:59.510							
26	1:44.639	28.086	46.485	30.068	234.8	2:26:44.149							
27	1:32.655	28.120	37.581	26.954	233.3	2:28:16.804							
28	1:56.508 B	33.068	42.002	41.438	234.3	2:30:13.312							
29	:08:24.955	...	43.571	31.777	125.8	3:38:38.267							
30	1:40.255	30.565	39.843	29.847	228.4	3:40:18.522							
31	1:40.027	29.345	40.854	29.828	230.8	3:41:58.549							
32	1:33.032	28.580	37.563	26.889	231.3	3:43:31.581							
33	1:33.420	28.395	38.029	26.996	233.3	3:45:05.001							
34	1:44.194 B	28.400	38.038	37.756	233.8	3:46:49.195							
102	Motopark 2												
	Motopark EFO												
1	:01:45.949	...	46.807	33.767	139.7	1:01:45.949							
2	1:46.941	32.274	42.970	31.697	222.8	1:03:32.890							
3	1:40.928	30.700	42.443	27.785	224.6	1:05:13.818							
4	1:37.012	28.629	40.903	27.480	235.3	1:06:50.830							
5	1:31.356	27.892	37.076	26.388	235.3	1:08:22.186							
6	1:30.919	27.724	36.805	26.390	236.3	1:09:53.105							
7	1:43.098 B	27.902	37.612	37.584	236.3	1:11:36.203							
8	8:40.818	7:20.438	47.714	32.666	148.1	1:20:17.021							
9	1:41.471	30.911	40.867	29.693	226.5	1:21:58.492							
10	1:38.069	29.695	40.323	28.051	231.3	1:23:36.561							
11	1:35.129	27.697	39.381	28.051	237.9	1:25:11.690							
12	1:30.379	27.637	36.637	26.105	236.9	1:26:42.069							
13	1:45.481 B	28.297	40.740	36.444	237.4	1:28:27.550							
14	8:36.178	7:19.988	44.614	31.576	145.2	1:37:03.728							
15	1:42.134	30.521	41.216	30.397	227.4	1:38:45.862							
16	1:36.863	29.645	40.047	27.171	229.9	1:40:22.725							
17	1:30.719	27.703	36.758	26.258	236.9	1:41:53.444							
103	Motopark 3												
	Motopark EFO												
1	58:33.447	...	49.633	35.894	120.9	58:33.447							
2	1:52.382	36.631	45.312	30.439	199.9	1:00:25.829							
3	1:40.017	32.241	40.452	27.324	215.7	1:02:05.846							
4	1:44.141	32.022	44.968	27.151	235.8	1:03:49.987							
5	1:32.271	28.274	37.495	26.502	235.3	1:05:22.258							
6	1:31.637	27.892	37.129	26.616	237.9	1:06:53.895							
7	1:46.382 B	28.010	37.334	41.038	237.4	1:08:40.277							
8	10:32.727	9:11.286	48.479	32.962	134.6	1:19:13.004							
9	1:46.204	34.183	42.272	29.749	197.0	1:20:59.208							
10	1:43.045	32.895	40.935	29.215	210.7	1:22:42.253							
11	1:30.877	27.814	36.835	26.228	237.9	1:24:13.130							
12	1:30.817	27.670	36.845	26.302	237.9	1:25:43.947							
13	1:49.028 B	27.813	37.393	43.822	237.9	1:27:32.975							
14	40:42.123	...	48.952	34.932	133.1	2:08:15.098							
15	1:44.210	33.352	41.184	29.674	201.7	2:09:59.308							
16	1:34.789	29.497	38.392	26.900	221.0	2:11:34.097							
17	1:31.139	27.819	36.842	26.478	236.9	2:13:05.236							
18	1:31.074	27.774	36.815	26.485	235.8	2:14:36.310							
19	1:54.086 B	28.378	38.641	47.067	221.4	2:16:30.396							
20	9:29.879	8:07.324	48.460	34.095	124.8	2:26:00.275							
21	1:44.916	34.718	41.379	28.819	207.1	2:27:45.191							
22	1:40.444	30.210	40.260	29.974	221.0	2:29:25.635							
23	1:31.355	27.827	37.107	26.421	236.9	2:30:56.990							
24	1:31.065	27.787	36.820	26.458	234.8	2:32:28.055							
25	1:55.330 B	31.110	42.264	41.956	235.3	2:34:23.385							
26	38:53.167	...	41.536	27.908	148.9	3:13:16.552							
27	1:52.676 B	31.803	38.981	41.892	209.5	3:15:09.228							
28	2:17.903	1:10.260	40.797	26.846	166.0	3:17:27.131							
29	1:47.963 B	28.226	37.299	42.438	233.3	3:19:15.094							
30	2:35.984 B	1:09.945	41.991	44.048	168.8	3:21:51.078							
31	12:19.182	...	37.925	26.880	170.4	3:34:10.260							
32	1:46.705 B	28.184	37.395	41.126	233.8	3:35:56.965							
33	2:14.180	1:09.316	37.987	26.877	167.5	3:38:11.145							
34	1:45.307 B	28.115	37.320	39.872	232.8	3:39:56.452							
35	2:24.272 B	1:06.494	37.555	40.223	171.2	3:42:20.724							
104	Motopark 4												
	Motopark EFO												



MOTOPARK TEST

CIRCUIT DE BARCELONA CATALUNYA -16-20 DECEMBER

Day 5 -AM

Sector Analysis

— Invalidated Lap

■ Personal Best

■ Session Best

B Crossing the pit lane

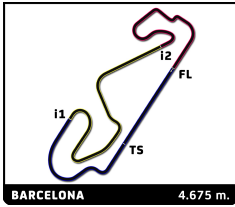
Lap	Time	Sector 1	Sector 2	Sector 3	T.Spd	Elapsed	Lap	Time	Sector 1	Sector 2	Sector 3	T.Spd	Elapsed
34	1:32.988	28.170	37.681	27.137	233.8	3:16:24.885							
35	1:32.934	28.259	37.572	27.103	233.8	3:17:57.819							
36	1:32.984	28.249	37.712	27.023	233.8	3:19:30.803							
37	1:32.975	28.163	37.613	27.199	234.3	3:21:03.778							
38	1:32.834	28.285	37.516	27.033	233.3	3:22:36.612							
39	1:32.890	28.129	37.633	27.128	233.3	3:24:09.502							
40	1:32.611	28.170	37.447	26.994	233.3	3:25:42.113							
41	1:32.746	28.101	37.604	27.041	233.3	3:27:14.859							
42	1:32.776	28.157	37.582	27.037	233.8	3:28:47.635							
43	1:42.850 B	28.432	38.142	36.276	233.3	3:30:30.485							

119

Niccolo MACCAGNANI

G-Motorsport

1	28:29.533	...	43.015	29.679	166.0	28:29.533							
2	1:36.977	29.889	39.639	27.449	224.6	30:06.510							
3	1:32.955	28.029	37.927	26.999	236.9	31:39.465							
4	1:35.525	28.589	39.461	27.475	237.4	33:14.990							
5	1:45.361 B	30.279	41.393	33.689	237.4	35:00.351							
6	5:36.536	4:23.824	43.173	29.539	152.5	40:36.887							
7	1:37.943	31.146	39.663	27.134	200.6	42:14.830							
8	1:36.151	29.061	39.993	27.097	235.8	43:50.981							
9	1:32.435	28.200	37.437	26.798	236.9	45:23.416							
10	1:32.027	27.910	37.326	26.791	237.9	46:55.443							
11	1:32.005	27.868	37.291	26.846	237.4	48:27.448							
12	1:31.978	27.868	37.264	26.846	236.9	49:59.426							
13	1:31.967	27.838	37.330	26.799	236.9	51:31.393							
14	2:02.711 B	48.001	41.793	32.917	237.9	53:34.104							
15	9:25.373	8:10.029	45.411	29.933	133.1	1:02:59.477							
16	1:37.334	30.316	39.439	27.579	224.6	1:04:36.811							
17	1:34.408	28.959	38.345	27.104	229.9	1:06:11.219							
18	1:31.249	27.633	37.053	26.563	240.5	1:07:42.468							
19	1:44.119	28.156	45.711	30.252	241.1	1:09:26.587							
20	1:32.730	27.765	37.057	27.908	238.4	1:10:59.317							
21	1:36.503 B	28.129	37.251	31.123	236.9	1:12:35.820							
22	10:55.073	9:18.320	44.229	52.524	160.1	1:23:30.893							
23	1:42.179	30.610	43.523	28.046	225.6	1:25:13.072							
24	1:32.536	28.184	37.671	26.681	235.3	1:26:45.608							
25	1:31.028	27.505	37.069	26.454	240.0	1:28:16.636							
26	1:31.028	27.605	36.928	26.495	238.4	1:29:47.664							
27	1:35.928 B	27.675	36.966	31.287	237.9	1:31:23.592							
28	:02:47.143	...	41.999	28.496	167.5	2:34:10.735							
29	1:33.881	28.748	38.215	26.918	229.4	2:35:44.616							
30	1:31.726	27.824	37.143	26.759	236.3	2:37:16.342							
31	1:31.657	27.880	37.055	26.722	235.8	2:38:47.999							
32	1:31.930	27.822	37.297	26.811	236.9	2:40:19.929							
33	1:42.324	30.308	44.889	27.127	235.8	2:42:02.253							
34	1:32.004	27.888	37.259	26.857	236.3	2:43:34.257							
35	1:42.470 B	27.777	42.552	32.141	236.3	2:45:16.727							
36	7:11.497	5:58.143	43.569	29.785	150.8	2:52:28.224							
37	1:37.512	30.879	39.783	26.850	214.4	2:54:05.736							
38	1:31.283	27.742	37.079	26.462	235.8	2:55:37.019							
39	1:31.011	27.650	36.909	26.452	236.3	2:57:08.030							
40	1:31.242	27.717	36.996	26.529	235.8	2:58:39.272							
41	1:43.147	31.994	43.734	27.419	224.6	3:00:22.419							
42	1:36.651 B	27.872	37.300	31.479	235.3	3:01:59.070							



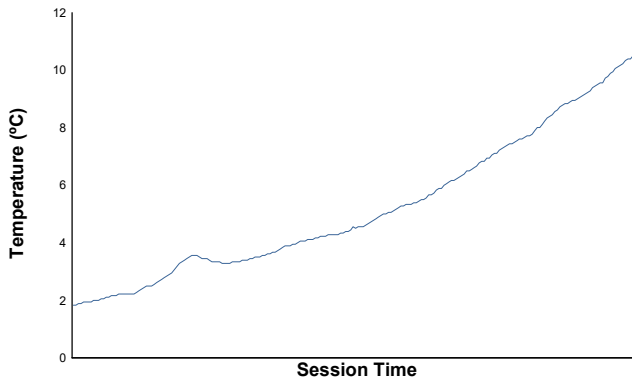
CIRCUIT DE BARCELONA CATALUNYA -16-20 DECEMBI

MOTOPARK TEST

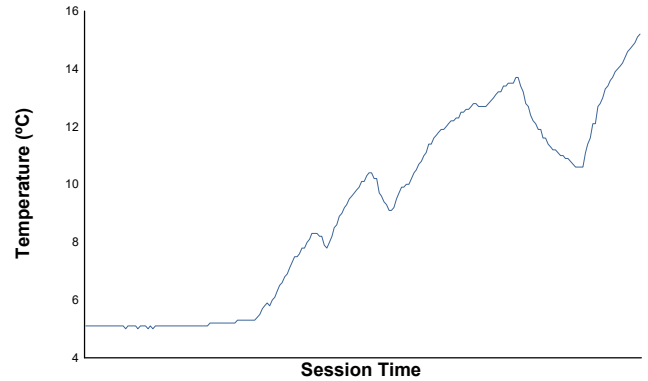
Day 5 -AM

Weather Report

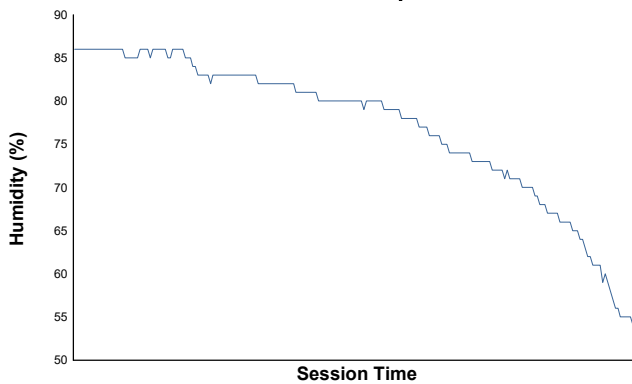
Air Temperature



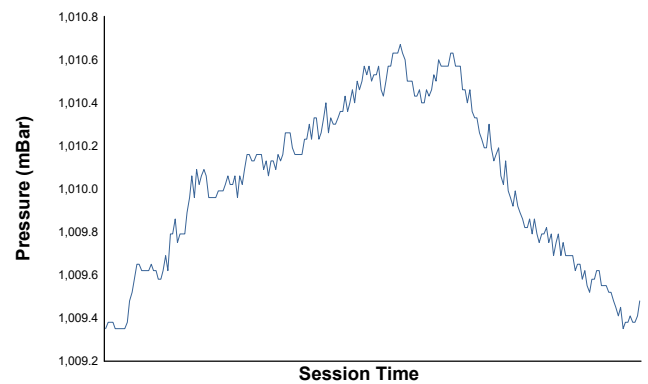
Track Temperature



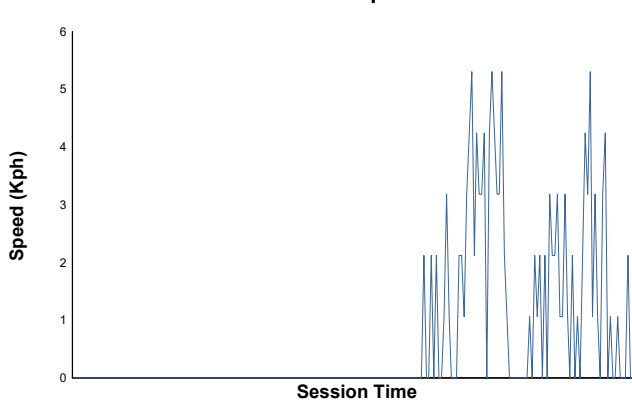
Humidity



Pressure

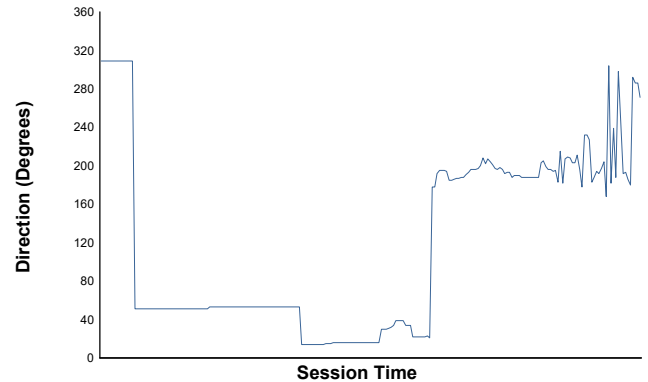


Wind Speed

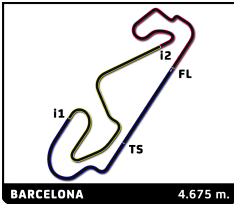


Wind Direction

North=0°/360° East=90° South=180° West=270°



Track Status: **DRY**



MOTOPARK TEST

CIRCUIT DE BARCELONA CATALUNYA - 16-20 DECEMBER

Day 5 - PM

Classification

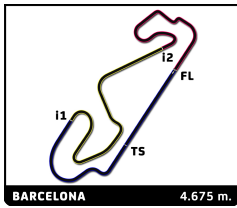
No	Driver	Nat	Team	Car	Cl.	Time	Lap	Total	Gap	Kph	
1	106		Motopark 6		EFO	1:31.222	20	21	-	-	184.5
2	104		Motopark 4		EFO	1:31.447	5	37	+0.225	+0.225	184.0
3	102		Motopark 2		EFO	1:31.577	25	27	+0.355	+0.130	183.8
4	119		Niccolo MACCAGNANI	G-Motorsport	EFO	1:31.648	28	37	+0.426	+0.071	183.6
5	105		Motopark 5		EFO	1:31.786	5	29	+0.564	+0.138	183.4
6	101		Motopark 1		EFO	1:32.526	17	27	+1.304	+0.740	181.9
7	103		Motopark 3		EFO	1:32.564	4	17	+1.342	+0.038	181.8

Fastest Lap:	Lap 20	Motopark 6	1:31.222	184.5 Kph
---------------------	--------	------------	-----------------	-----------

Published at:

Track Status: **DRY**

--	--

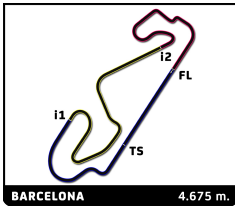

MOTOPARK TEST
CIRCUIT DE BARCELONA CATALUNYA -16-20 DECEMBER
Day 5 - PM
Classification by Class

No Driver	Nat	Team	Car	Time	Lap Total	Gap	Kph
EFO							
1 106 Motopark 6		Motopark EFO		1:31.222	20 21		184.5
2 104 Motopark 4		Motopark EFO		1:31.447	5 37	+0.225 +0.225	184.0
3 102 Motopark 2		Motopark EFO		1:31.577	25 27	+0.355 +0.130	183.8
4 119 Niccolo MACCAGNANI		G-Motorsport		1:31.648	28 37	+0.426 +0.071	183.6
5 105 Motopark 5		Motopark EFO		1:31.786	5 29	+0.564 +0.138	183.4
6 101 Motopark 1		Motopark EFO		1:32.526	17 27	+1.304 +0.740	181.9
7 103 Motopark 3		Motopark EFO		1:32.564	4 17	+1.342 +0.038	181.8

Published at:

 Track Status: **DRY**

--	--



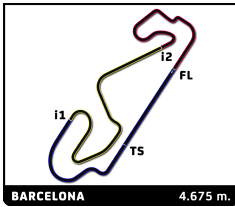
MOTOPARK TEST

CIRCUIT DE BARCELONA CATALUNYA -16-20 DECEMBER

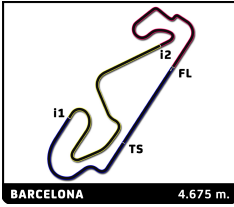
Day 5 - PM

Best Top Speed

No	Driver	Team	Class	Top 1		Top 2		Top 3		Top 4		Top 5		Avg
				Kph	Lap	Kph	Lap	Kph	Lap	Kph	Lap	Kph	Lap	
104	Motopark 4	Motopark EFO	EFO	241.6	27	241.1	7	240.5	12	240.0	31	240.0	13	240.6
105	Motopark 5	Motopark EFO	EFO	240.5	26	239.5	28	239.5	27	239.5	15	238.9	18	239.6
119	Niccolo MACCAGNANI	G-Motorsport	EFO	240.0	30	240.0	29	240.0	27	239.5	28	239.5	23	239.8
106	Motopark 6	Motopark EFO	EFO	238.9	7	238.4	8	238.4	6	237.4	4	237.4	5	238.1
102	Motopark 2	Motopark EFO	EFO	238.4	26	237.9	27	237.9	25	237.4	9	237.4	10	237.8
103	Motopark 3	Motopark EFO	EFO	237.9	9	237.9	7	237.9	6	237.4	10	237.4	8	237.7
101	Motopark 1	Motopark EFO	EFO	236.9	18	236.9	19	236.3	11	236.3	7	236.3	6	236.5


MOTOPARK TEST
CIRCUIT DE BARCELONA CATALUNYA -16-20 DECEMBER
Day 5 - PM
Best Sector Times

Sector 1			Sector 2			Sector 3			Ideal Lap	Best Lap					
Pos	No	Driver	Time	No	Driver	Time	No	Driver				Time			
1	104	Motopark 4	27.453	106	Motopark 6	36.897	106	Motopark 6	26.414	1	104	Motopark 4	1:31.083	1:31.447	(2)
2	119	N.MACCAGNANI	27.739	119	N.MACCAGNANI	37.134	102	Motopark 2	26.456	2	106	Motopark 6	1:31.106	1:31.222	(1)
3	102	Motopark 2	27.768	104	Motopark 4	37.147	104	Motopark 4	26.483	3	102	Motopark 2	1:31.447	1:31.577	(3)
4	106	Motopark 6	27.795	102	Motopark 2	37.223	105	Motopark 5	26.486	4	119	N.MACCAGNANI	1:31.493	1:31.648	(4)
5	105	Motopark 5	27.884	105	Motopark 5	37.305	119	N.MACCAGNANI	26.620	5	105	Motopark 5	1:31.675	1:31.786	(5)
6	101	Motopark 1	27.966	103	Motopark 3	37.651	103	Motopark 3	26.839	6	101	Motopark 1	1:32.503	1:32.526	(6)
7	103	Motopark 3	28.021	101	Motopark 1	37.665	101	Motopark 1	26.872	7	103	Motopark 3	1:32.511	1:32.564	(7)



MOTOPARK TEST

CIRCUIT DE BARCELONA CATALUNYA -16-20 DECEMBER

Day 5 - PM

Sector Analysis

— Invalidated Lap ■ Personal Best ■ Session Best ■ Crossing the pit lane

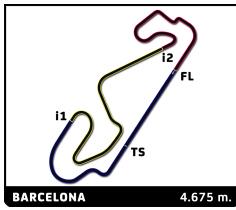
Lap	Time	Sector 1	Sector 2	Sector 3	T.Sp	Elapsed
101	Motopark 1					
	Motopark EFO					
1	21:20.876	...	45.924	31.593	122.2	21:20.876
2	1:40.515	31.282	41.164	28.069	230.3	23:01.391
3	1:33.711	28.541	38.019	27.151	234.8	24:35.102
4	1:33.687	28.250	38.013	27.424	235.8	26:08.789
5	1:33.661	28.405	38.104	27.152	236.3	27:42.450
6	1:34.119	28.313	38.322	27.484	236.3	29:16.569
7	1:54.042B	32.309	41.279	40.454	236.3	31:10.611
8	9:18.241	8:03.110	44.762	30.369	135.4	40:28.852
9	1:41.118	30.692	41.446	28.980	233.3	42:09.970
10	1:32.957	28.211	37.856	26.890	235.8	43:42.927
11	1:33.084	28.252	37.842	26.990	236.3	45:16.011
12	1:33.470	28.197	38.001	27.272	235.8	46:49.481
13	1:58.699B	33.576	42.196	42.927	233.8	48:48.180
14	:08:36.123	...	47.862	32.715	93.8	1:57:24.303
15	1:44.758	32.115	41.766	30.877	228.9	1:59:09.061
16	1:38.482	29.510	40.212	28.760	230.8	2:00:47.543
17	1:32.526	27.989	37.665	26.872	235.8	2:02:20.069
18	1:32.722	27.966	37.777	26.979	236.9	2:03:52.791
19	1:50.508	31.457	47.305	31.746	236.9	2:05:43.299
20	1:33.070	28.235	37.817	27.018	235.3	2:07:16.369
21	1:51.800B	31.862	39.837	40.101	235.8	2:09:08.169
22	9:53.017	8:44.752	39.465	28.800	171.5	2:19:01.186
23	1:33.243	28.267	37.864	27.112	235.8	2:20:34.429
24	1:33.864	28.263	38.032	27.569	236.3	2:22:08.293
25	1:43.311	31.166	42.605	29.540	235.8	2:23:51.604
26	1:34.062	28.348	38.064	27.650	235.8	2:25:25.666
27	1:47.091B	29.078	38.750	39.263	235.8	2:27:12.757

Lap	Time	Sector 1	Sector 2	Sector 3	T.Sp	Elapsed
102	Motopark 2					
	Motopark EFO					
1	:07:29.822	...	43.402	30.720	129.6	1:07:29.822
2	1:44.525	32.499	41.669	30.357	226.5	1:09:14.347
3	1:32.695	28.503	37.585	26.607	234.8	1:10:47.042
4	1:31.750	27.889	37.227	26.634	236.3	1:12:18.792
5	1:31.618	27.799	37.223	26.596	235.8	1:13:50.410
6	1:31.818	27.846	37.354	26.618	236.3	1:15:22.228
7	1:32.368	28.015	37.526	26.827	236.9	1:16:54.596
8	1:32.212	27.902	37.551	26.759	236.9	1:18:26.808
9	1:32.380	27.957	37.533	26.890	237.4	1:19:59.188
10	1:32.470	27.988	37.636	26.846	237.4	1:21:31.658
11	1:32.429	27.964	37.559	26.906	237.4	1:23:04.087
12	1:32.586	27.948	37.683	26.955	236.3	1:24:36.673
13	1:32.471	28.026	37.576	26.869	236.9	1:26:09.144
14	1:32.903	28.042	37.793	27.068	236.3	1:27:42.047
15	1:32.880	28.133	37.735	27.012	235.8	1:29:14.927
16	1:32.893	28.126	37.725	27.042	235.8	1:30:47.820
17	1:33.044	28.215	37.683	27.146	235.8	1:32:20.864
18	1:32.885	28.080	37.700	27.105	236.9	1:33:53.749
19	1:33.051	28.131	37.821	27.099	236.9	1:35:26.800
20	1:49.955B	30.692	41.965	37.298	237.4	1:37:16.755
21	25:55.906	...	43.496	30.791	177.6	2:03:12.661
22	1:39.263	30.814	40.816	27.633	221.0	2:04:51.924
23	1:35.755	27.901	39.994	27.860	237.4	2:06:27.679
24	1:31.584	27.835	37.293	26.456	237.4	2:07:59.263

Lap	Time	Sector 1	Sector 2	Sector 3	T.Sp	Elapsed
25	1:31.577	27.793	37.233	26.551	237.9	2:09:30.840
26	1:36.446	27.768	38.037	30.641	238.4	2:11:07.286
27	1:38.638B	27.868	37.433	33.337	237.9	2:12:45.924

Lap	Time	Sector 1	Sector 2	Sector 3	T.Sp	Elapsed
103	Motopark 3					
	Motopark EFO					
1	29:09.569	...	43.015	28.452	136.9	29:09.569
2	1:53.328B	29.572	38.453	45.303	217.0	31:02.897
3	2:11.058	1:06.412	37.807	26.839	168.6	33:13.955
4	1:32.564	28.039	37.651	26.874	236.9	34:46.519
5	1:32.564	28.021	37.689	26.854	237.4	36:19.083
6	1:32.668	28.055	37.666	26.947	237.9	37:51.751
7	1:33.103	28.181	37.828	27.094	237.9	39:24.854
8	1:33.048	28.204	37.807	27.037	237.4	40:57.902
9	1:33.107	28.244	37.824	27.039	237.9	42:31.009
10	1:33.091	28.094	37.863	27.134	237.4	44:04.100
11	1:32.963	28.139	37.767	27.057	236.9	45:37.063
12	1:32.944	28.177	37.759	27.008	236.3	47:10.007
13	1:32.852	28.185	37.749	26.918	236.9	48:42.859
14	1:33.054	28.182	37.758	27.114	235.8	50:15.913
15	1:33.119	28.110	37.829	27.180	236.9	51:49.032
16	1:33.138	28.142	37.926	27.070	236.9	53:22.170
17	1:54.420B	28.182	37.814	48.424	236.9	55:16.590

Lap	Time	Sector 1	Sector 2	Sector 3	T.Sp	Elapsed
104	Motopark 4					
	Motopark EFO					
1	18:09.825	...	48.769	34.906	145.7	18:09.825
2	1:48.595	33.631	43.605	31.359	225.6	19:58.420
3	1:36.389	30.142	38.940	27.307	216.6	21:34.809
4	1:31.534	27.876	37.175	26.483	237.9	23:06.343
5	1:31.447	27.778	37.147	26.522	238.9	24:37.790
6	1:31.810	27.747	37.368	26.695	239.5	26:09.600
7	1:40.945B	27.926	37.990	35.029	241.1	27:50.545
8	7:11.352	5:44.487	52.265	34.600	145.3	35:01.897
9	1:44.902	32.514	42.368	30.020	220.5	36:46.799
10	1:34.396	29.298	38.168	26.930	225.1	38:21.195
11	1:31.975	27.889	37.477	26.609	239.5	39:53.170
12	1:32.050	27.729	37.542	26.779	240.5	41:25.220
13	1:31.670	27.453	37.484	26.733	240.0	42:56.890
14	1:32.019	27.836	37.468	26.715	238.9	44:28.909
15	1:37.839B	27.878	37.866	32.095	238.9	46:06.748
16	6:07.682	4:57.251	40.622	29.809	170.4	52:14.430
17	1:35.638	29.429	38.555	27.654	225.6	53:50.068
18	5:11.558B	3:52.781	42.495	36.282	237.4	59:01.626
19	29:20.939	...	47.278	32.145	147.3	1:28:22.565
20	1:53.998	31.500	41.804	40.694	207.1	1:30:16.563
21	1:34.161	28.637	38.189	27.335	232.8	1:31:50.724
22	1:33.408	28.304	38.004	27.100	235.8	1:33:24.132
23	1:33.179	28.137	37.892	27.150	237.4	1:34:57.311
24	1:33.193	28.139	37.853	27.201	237.4	1:36:30.504
25	1:33.200	28.137	37.961	27.102	237.4	1:38:03.704
26	1:47.560	28.836	43.102	35.622	237.9	1:39:51.264
27	1:34.437	28.340	38.434	27.663	241.6	1:41:25.701
28	1:33.814	28.223	38.136	27.455	239.5	1:42:59.515
29	1:34.578	28.301	38.690	27.587	239.5	1:44:34.093
30	1:33.856	28.153	38.251	27.452	238.9	1:46:07.949
31	1:33.804	28.220	38.181	27.403	240.0	1:47:41.753



MOTOPARK TEST

CIRCUIT DE BARCELONA CATALUNYA -16-20 DECEMBER

Day 5 - PM

Sector Analysis

— Invalidated Lap ■ Personal Best ■ Session Best ■ Crossing the pit lane

Lap	Time	Sector 1	Sector 2	Sector 3	T.Sp	Elapsed	Lap	Time	Sector 1	Sector 2	Sector 3	T.Sp	Elapsed
32	1:33.364	27.672	38.308	27.384	239.5	1:49:15.117	17	1:38.626	30.716	40.463	27.447	205.9	1:08:12.609
33	1:54.392	29.406	45.791	39.195	239.5	1:51:09.509	18	1:31.441	27.909	37.118	26.414	237.4	1:09:44.050
34	1:34.177	28.578	38.316	27.283	236.9	1:52:43.686	19	1:31.326	27.887	36.981	26.458	236.9	1:11:15.376
35	1:33.852	28.250	38.171	27.431	237.9	1:54:17.538	20	1:31.222	27.795	36.897	26.530	236.3	1:12:46.598
36	1:32.793	28.307	38.206	27.280	237.4	1:55:51.331	21	1:37.677 B	28.007	37.306	32.364	236.3	1:14:24.275
37	1:40.376 B	28.514	38.481	33.381	237.9	1:57:31.707							

105 Motopark 5

Motopark EFO

1	31:12.508	...	44.190	30.857	135.9	31:12.508
2	1:45.473	31.406	43.741	30.326	219.6	32:57.981
3	1:41.196	32.321	41.744	27.131	219.6	34:39.177
4	1:31.988	28.091	37.411	26.486	237.9	36:11.165
5	1:31.786	27.884	37.305	26.597	237.9	37:42.951
6	1:36.120 B	28.060	37.608	30.452	237.9	39:19.071
7	10:54.444	9:46.906	39.460	28.078	170.4	50:13.515
8	1:32.912	28.514	37.560	26.838	234.8	51:46.427
9	1:32.556	28.061	37.572	26.923	236.3	53:18.983
10	1:38.027 B	28.095	37.664	32.268	236.9	54:57.010
11	33:26.226	...	47.516	32.003	165.2	1:28:23.236
12	1:53.710	32.220	40.917	40.573	210.3	1:30:16.946
13	1:34.311	28.591	38.286	27.434	236.9	1:31:51.257
14	1:33.607	28.224	38.109	27.274	238.9	1:33:24.864
15	1:33.391	28.237	37.877	27.277	239.5	1:34:58.255
16	1:33.423	28.073	38.037	27.313	238.4	1:36:31.678
17	1:33.398	28.093	37.958	27.347	238.9	1:38:05.076
18	1:45.788	28.250	42.017	35.521	238.9	1:39:50.864
19	1:34.027	28.450	38.256	27.321	235.3	1:41:24.891
20	1:33.167	28.170	37.919	27.078	236.3	1:42:58.058
21	1:33.468	28.110	38.143	27.215	236.3	1:44:31.526
22	1:33.258	28.179	37.935	27.144	237.4	1:46:04.784
23	1:33.510	28.288	37.995	27.227	237.4	1:47:38.294
24	1:33.657	28.295	38.240	27.122	238.4	1:49:11.951
25	1:57.981	31.419	47.230	39.332	236.9	1:51:09.932
26	1:34.781	28.632	38.685	27.464	240.5	1:52:44.713
27	1:33.830	28.203	38.186	27.441	239.5	1:54:18.543
28	1:33.815	28.249	38.177	27.389	239.5	1:55:52.358
29	1:40.306 B	28.251	38.218	33.837	238.4	1:57:32.664

106 Motopark 6

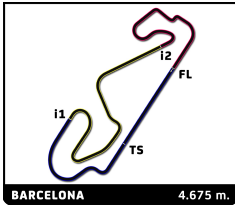
Motopark EFO

1	26:51.429	...	44.954	31.325	146.7	26:51.429
2	1:45.462	33.320	42.123	30.019	197.3	28:36.891
3	1:39.687	31.154	40.957	27.576	208.3	30:16.578
4	1:32.710	28.089	37.702	26.919	237.4	31:49.288
5	1:32.283	27.971	37.549	26.763	237.4	33:21.571
6	1:32.353	27.937	37.588	26.828	238.4	34:53.924
7	1:32.238	27.882	37.575	26.781	238.9	36:26.162
8	1:39.306 B	28.082	38.117	33.107	238.4	38:05.468
9	9:47.379	8:33.628	43.039	30.712	147.7	47:52.847
10	1:42.695	31.883	41.471	29.341	204.7	49:35.542
11	1:37.260	30.318	39.612	27.330	209.5	51:12.802
12	1:32.101	27.973	37.497	26.631	235.8	52:44.903
13	1:32.882	28.457	37.617	26.808	236.3	54:17.785
14	1:54.409 B	33.389	43.203	37.817	236.9	56:12.194
15	8:39.671	7:24.805	43.527	31.339	156.0	1:04:51.865
16	1:42.118	32.295	40.558	29.265	194.1	1:06:33.983

119 Niccolò MACCAGNANI

G-Motorsport

1	:01:16.900	...	40.947	28.179	164.7	1:01:16.900
2	1:35.684	30.003	38.547	27.134	217.4	1:02:52.584
3	1:32.585	27.900	37.791	26.894	238.4	1:04:25.169
4	1:34.765	29.136	38.501	27.128	238.4	1:05:59.934
5	1:32.867	28.011	37.681	27.175	238.4	1:07:32.801
6	1:38.176 B	28.042	37.929	32.205	238.9	1:09:10.977
7	8:52.687	7:46.915	38.657	27.115	176.2	1:18:03.664
8	1:33.072	27.983	38.059	27.030	237.4	1:19:36.736
9	1:32.955	28.086	37.793	27.076	235.8	1:21:09.691
10	1:38.154 B	28.084	37.890	32.180	236.3	1:22:47.845
11	7:09.140	6:00.157	40.961	28.022	172.0	1:29:56.985
12	1:34.824	29.459	38.344	27.021	227.9	1:31:31.809
13	1:32.647	27.980	37.506	27.161	235.3	1:33:04.456
14	1:32.324	27.980	37.456	26.888	235.3	1:34:36.780
15	1:32.165	27.883	37.390	26.892	237.4	1:36:08.945
16	1:41.373	27.990	46.098	27.285	236.9	1:37:50.318
17	1:36.397 B	27.963	37.513	30.921	237.4	1:39:26.715
18	29:54.259	...	40.497	27.817	168.6	2:09:20.974
19	1:34.605	29.047	38.528	27.030	220.5	2:10:55.579
20	1:32.511	27.962	37.620	26.929	238.4	2:12:28.090
21	4:35.048 B	27.954	3:35.279	31.815	238.4	2:17:03.138
22	5:07.551	3:56.729	43.418	27.404	177.6	2:22:10.689
23	1:32.650	28.082	37.655	26.913	239.5	2:23:43.339
24	1:36.623 B	27.957	37.724	30.942	237.9	2:25:19.962
25	3:30.353	2:20.315	41.586	28.452	174.8	2:28:50.315
26	1:35.446	29.238	38.605	27.603	225.6	2:30:25.761
27	1:31.808	27.907	37.281	26.620	240.0	2:31:57.569
28	1:31.648	27.781	37.185	26.682	239.5	2:33:29.217
29	1:31.686	27.739	37.232	26.715	240.0	2:35:00.903
30	1:38.381 B	27.780	38.934	31.667	240.0	2:36:39.284
31	7:05.366	5:55.262	41.592	28.512	160.1	2:43:44.650
32	1:35.079	29.319	38.684	27.076	222.8	2:45:19.729
33	1:32.621	27.935	37.782	26.904	237.4	2:46:52.350
34	1:31.914	27.896	37.263	26.755	236.9	2:48:24.264
35	1:31.949	27.853	37.134	26.962	237.4	2:49:56.213
36	1:32.149	27.864	37.366	26.919	237.4	2:51:28.362
37	1:56.643 B	28.191	44.231	44.221	234.8	2:53:25.005

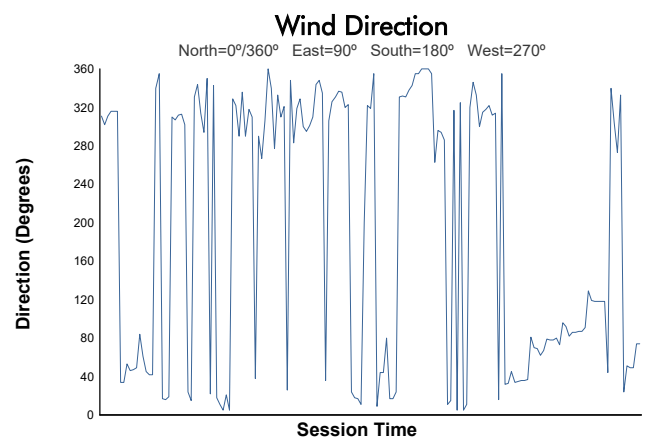
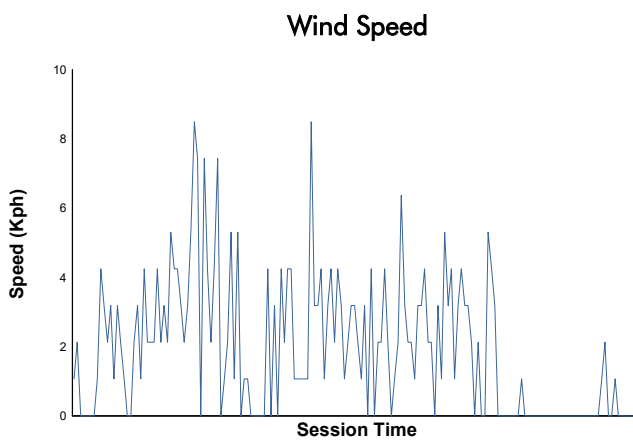
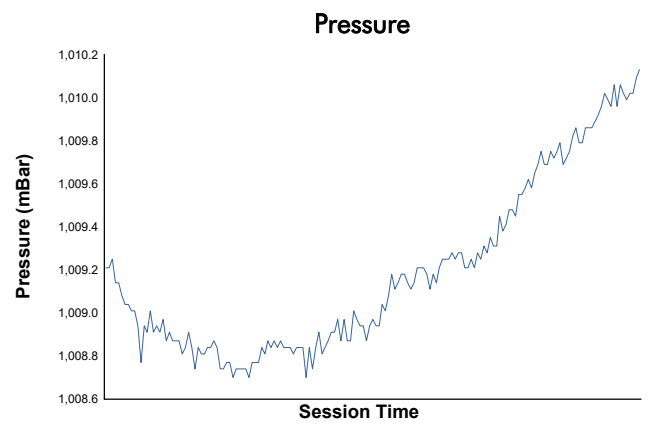
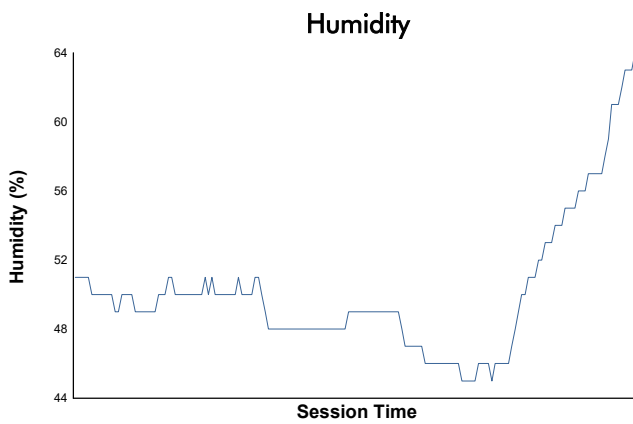
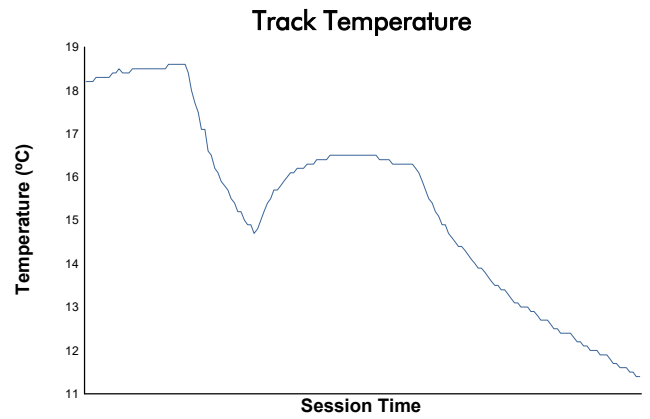
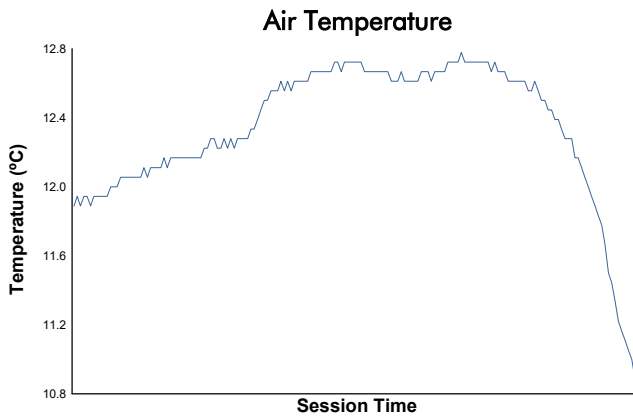


CIRCUIT DE BARCELONA CATALUNYA -16-20 DECEMBI

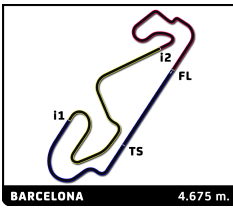
MOTOPARK TEST

Day 5 - PM

Weather Report



Track Status: **DRY**



MOTOPARK TEST

CIRCUIT DE BARCELONA CATALUNYA -16-20 DI

Combined Day 5

Classification

No	Driver	Nat	Team	Cl.	AM	PM	Time	Gap	
1	102		Motopark 2						
			Motopark EFO	EFO	1:30.379	1:31.577	1:30.379	1.715	1.715
2	105		Motopark 5						
			Motopark EFO	EFO	1:30.621	1:31.786	1:30.621	1.957	0.242
3	106		Motopark 6						
			Motopark EFO	EFO	1:30.712	1:31.222	1:30.712	2.048	1.163
4	103		Motopark 3						
			Motopark EFO	EFO	1:30.817	1:32.564	1:30.817	2.153	1.131
5	104		Motopark 4						
			Motopark EFO	EFO	1:30.894	1:31.447	1:30.894	2.230	0.991
6	119		Niccolo MACCAGNANI						
			G-Motorsport	EFO	1:31.011	1:31.648	1:31.011	2.347	1.093
7	101		Motopark 1						
			Motopark EFO	EFO	1:32.280	1:32.526	1:32.280	3.616	1.269

--	--