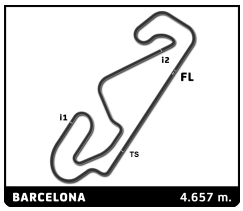

CLASSIC ENDURANCE RACING 1
ESPÍRITU DE MONTJUÏC
RACE

Sector Analysis

Lap under Red Flag | ~~Invalidated Lap~~ | Personal Best | Session Best | **B** Crossing the pit lane

1 — Porsche 917 K 1970
1.Philippe SIFFERT
2.Michel SPEYER
P+2L

Lap	D	Time	Sector 1	Sector 2	Sector 3	T. Spd	Elapsed
1	1	2:51.804	56.796	1:07.740	47.268		2:51.804
2	1	2:33.215	46.891	1:02.020	44.304	174.8	5:25.019
3	1	2:24.081	42.128	58.464	43.489	200.7	7:49.100
4	1	2:21.531	41.406	57.834	42.291	195.3	10:10.631
5	1	2:17.150	41.188	55.229	40.733	194.6	12:27.781
6	1	2:17.746	40.499	55.979	41.268	202.2	14:45.527
7	1	2:17.033	40.927	54.950	41.156	214.7	17:02.560
8	1	2:13.020	39.031	54.539	39.450	226.9	19:15.580
9	1	2:11.117	37.910	53.616	39.591	219.1	21:26.697
10	1	2:09.718	37.600	53.305	38.813	241.1	23:36.415
11	1	2:07.596	37.693	51.232	38.671	204.9	25:44.011
12	1	2:08.885	37.767	52.485	38.633	216.0	27:52.896
13	1	2:10.152	38.446	52.500	39.206	219.5	30:03.048
14	1	2:12.383	39.448	51.974	40.961	195.7	32:15.431
15	1	2:19.794 **B**	37.402	52.179	50.213	215.1	34:35.225
16	2	5:23.665	3:49.085	54.770	39.810	125.6	39:58.890
17	2	2:15.780	38.472	52.980	44.328	227.4	42:14.670
18	2	2:11.560	41.332	52.233	37.995	218.2	44:26.230
19	2	2:12.539	38.271	52.709	41.559	200.4	46:38.769
20	2	2:10.438	39.445	51.364	39.629	195.7	48:49.207
21	2	2:09.508	38.990	51.721	38.797	193.9	50:58.715
22	2	2:15.278	37.278	53.843	44.157	211.4	53:13.993
23	2	2:15.015	40.076	52.873	42.066	205.7	55:29.008
24	2	2:30.972	43.522	58.162	49.288	198.2	57:59.980
25	2	2:42.038	45.929	1:04.451	51.658	166.2	1:00:42.018

3 — Lola T70 Mk.3B 1968
1.Jason STUART WRIGHT
P+2L

Lap	D	Time	Sector 1	Sector 2	Sector 3	T. Spd	Elapsed
1	1	2:26.757	42.474	56.058	48.225		2:26.757
2	1	2:16.488	40.956	54.568	40.964	230.3	4:43.245
3	1	2:15.313	37.984	56.257	41.072	239.5	6:58.558
4	1	2:08.585	37.105	53.236	38.244	234.8	9:07.143
5	1	2:07.559	36.508	52.336	38.715	241.6	11:14.702
6	1	2:05.468	35.960	51.618	37.890	251.2	13:20.170
7	1	2:07.112	36.310	51.884	38.918	253.5	15:27.282
8	1	2:08.977	37.294	52.610	39.073	247.7	17:36.259
9	1	2:09.898	37.398	53.165	39.335	248.3	19:46.157
10	1	2:08.281	37.173	52.023	39.085	246.6	21:54.438
11	1	2:06.372	36.720	51.039	38.613	249.4	24:00.810
12	1	2:05.663	36.137	51.357	38.169	251.2	26:06.473
13	1	2:03.348	35.577	50.164	37.607	251.7	28:09.821
14	1	2:05.102	35.762	51.182	38.158	254.1	30:14.923
15	1	2:18.454 **B**	36.107	51.178	51.169	251.7	32:33.377
16	1	5:03.915	3:35.860	51.169	36.886	130.3	37:37.292
17	1	1:58.483	34.308	48.501	35.674	252.9	39:35.775
18	1	1:57.549	34.057	47.642	35.850	257.8	41:33.324
19	1	2:00.071	33.709	50.590	35.772	258.4	43:33.395
20	1	1:58.665	33.920	49.354	35.391	259.0	45:32.060
21	1	1:57.581	34.080	48.522	34.979	259.0	47:29.641
22	1	1:57.179	33.780	47.185	36.214	259.6	49:26.820
23	1	1:56.662	33.795	47.348	35.519	258.4	51:23.482
24	1	2:04.050	33.359	52.226	38.465	262.8	53:27.532
25	1	2:05.445	35.751	51.610	38.084	242.7	55:32.977
26	1	2:18.650	37.671	55.250	45.729	217.3	57:51.627
27	1	2:31.105	42.086	1:01.484	47.535	206.1	1:00:22.732

5 — Chevron B19 1971
1.Olivier BREITTMAYER
P-2L

Lap	D	Time	Sector 1	Sector 2	Sector 3	T. Spd	Elapsed
1	1	2:25.728	46.454	57.659	41.615		2:25.728
2	1	2:22.373	45.114	56.164	41.095	229.8	4:48.101
3	1	2:16.608	39.381	56.454	40.773	233.8	7:04.709
4	1	2:15.252	40.056	55.315	39.881	232.3	9:19.961
5	1	2:13.400	38.491	54.941	39.968	226.9	11:33.361
6	1	2:12.776	38.647	54.971	39.158	230.3	13:46.137
7	1	2:10.375	38.350	52.982	39.043	231.8	15:56.512
8	1	2:11.142	37.880	53.712	39.550	230.8	18:07.654
9	1	2:11.287	38.110	53.977	39.200	234.3	20:18.941
10	1	2:11.030	37.623	54.628	38.779	224.5	22:29.971
11	1	2:10.385	37.763	53.459	39.163	235.3	24:40.356
12	1	2:11.453	38.617	53.409	39.427	227.8	26:51.809
13	1	2:11.253	38.246	53.587	39.420	228.8	29:03.062
14	1	2:24.132 **B**	38.212	53.377	52.543	230.3	31:27.194
15	1	5:55.204	4:21.766	54.374	39.064	115.3	37:22.398
16	1	2:04.863	36.525	51.827	36.511	234.3	39:27.261
17	1	2:03.520	35.507	51.381	36.632	240.0	41:30.781
18	1	2:04.544	35.195	52.346	37.003	240.0	43:35.325
19	1	2:02.916	35.907	50.741	36.268	240.5	45:38.241
20	1	2:06.232	37.231	51.199	37.802	237.9	47:44.473
21	1	2:03.410	35.893	50.940	36.577	238.9	49:47.883
22	1	2:04.397	36.451	50.960	36.986	238.9	51:52.280
23	1	2:08.177	36.155	52.185	39.837	238.9	54:00.457
24	1	2:13.312	36.946	53.468	42.898	225.9	56:13.769
25	1	2:30.412	40.880	1:01.863	47.669	198.2	58:44.181
26	1	2:53.955	45.502	1:17.595	50.858	202.2	1:01:38.136

8 — Chevron B21 1972
1.Daniel ROUSTAN
P-2L

Lap	D	Time	Sector 1	Sector 2	Sector 3	T. Spd	Elapsed
1	1	2:28.421	46.987	58.885	42.549		2:28.421
2	1	2:20.544	42.122	57.247	41.175	219.1	4:48.965
3	1	2:17.581	39.990	56.355	41.236	229.8	7:06.546
4	1	2:15.096	39.322	55.369	40.405	235.8	9:21.642
5	1	2:13.081	38.228	55.057	39.796	231.8	11:34.723
6	1	2:12.265	38.178	54.459	39.628	224.1	13:46.988
7	1	2:09.866	38.002	52.982	38.882	229.8	15:56.854
8	1	2:11.745	38.389	53.367	39.989	223.1	18:08.599
9	1	2:11.275	37.274	54.566	39.435	238.4	20:19.874
10	1	2:08.823	36.918	53.747	38.158	234.3	22:28.697
11	1	2:09.007	36.419	53.651	38.937	237.4	24:37.704
12	1	2:09.266	37.343	52.415	39.508	234.3	26:46.970
13	1	2:24.028 **B**	38.751	53.250	52.027	220.4	29:10.998
14	1	5:27.508	3:53.278	54.552	39.678	136.5	34:38.506
15	1	2:10.148	38.584	52.483	39.081	207.7	36:48.654
16	1	2:05.679	36.605	51.149	37.925	235.8	38:54.333

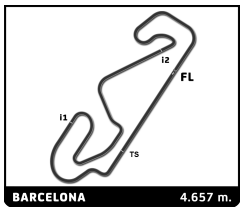

CLASSIC ENDURANCE RACING 1
ESPÍRITU DE MONTJUÏC
RACE

Sector Analysis

Lap under Red Flag | ~~Invalidated Lap~~ | Personal Best | Session Best | **B** Crossing the pit lane

Lap	D	Time	Sector 1	Sector 2	Sector 3	T. Spd	Elapsed
17	1	2:08.477	37.833	51.848	38.796	221.8	41:02.810
18	1	2:05.459	37.099	50.762	37.598	227.4	43:08.269
19	1	2:07.026	37.455	51.256	38.315	238.4	45:15.295
20	1	2:07.577	36.557	51.347	39.673	238.9	47:22.872
21	1	2:30.279 B	41.489	54.224	54.566	185.6	49:53.151
22	1	6:34.757	4:54.647	55.219	44.891	139.5	56:27.908
23	1	2:34.154	42.951	1:04.541	46.662	188.2	59:02.062
24	1	2:39.775	45.022	1:06.514	48.239	188.8	1:01:41.837

9 Chevron B19 1971
1.Alexander FURIANI — P-2L

Lap	D	Time	Sector 1	Sector 2	Sector 3	T. Spd	Elapsed
1	1	2:46.157	48.411	1:10.088	47.658		2:46.157
2	1	2:30.561	44.395	1:02.362	43.804	198.5	5:16.718
3	1	2:25.249	42.911	59.735	42.603	205.3	7:41.967
4	1	2:18.991	40.176	58.719	40.096	234.3	10:00.958
5	1	2:15.482	39.119	57.030	39.333	230.8	12:16.440
6	1	2:15.046	40.395	55.978	38.673	229.3	14:31.486
7	1	2:08.123	37.450	53.128	37.545	235.8	16:39.609
8	1	2:07.071	36.436	52.799	37.836	238.4	18:46.680
9	1	2:12.224	37.301	54.406	40.517	240.5	20:58.904
10	1	2:11.621	38.010	53.730	39.881	237.9	23:10.525
11	1	2:11.176	37.419	53.533	40.224	238.9	25:21.701
12	1	2:10.033	38.977	53.078	37.978	236.3	27:31.734
13	1	2:19.039 B	35.951	51.681	51.407	237.4	29:50.773
14	1	5:41.350	4:11.715	50.965	38.670	142.3	35:32.123
15	1	2:02.444	36.618	49.693	36.133	238.9	37:34.567
16	1	1:58.098	34.419	48.360	35.319	241.1	39:32.665
17	1	2:00.908	34.701	49.392	36.815	241.1	41:33.573
18	1	2:06.962	35.917	51.585	39.460	243.2	43:40.535
19	1	2:10.339	37.316	52.702	40.321	236.8	45:50.874
20	1	2:27.454 B	38.256	55.368	53.830	228.8	48:18.328

10 Chevron B16 1971
1.Franco MEINERS — P-2L

Lap	D	Time	Sector 1	Sector 2	Sector 3	T. Spd	Elapsed
1	1	2:25.067	46.192	57.854	41.021		2:25.067
2	1	2:27.141	48.948	57.640	40.553	220.4	4:52.208
3	1	2:13.194	37.918	55.367	39.909	233.8	7:05.402
4	1	2:11.367	38.605	54.255	38.507	236.8	9:16.769
5	1	2:09.576	37.178	53.607	38.791	237.4	11:26.345
6	1	2:07.911	36.438	53.353	38.120	234.8	13:34.256
7	1	2:10.983	37.925	54.430	38.628	238.9	15:45.239
8	1	2:10.149	37.972	53.069	39.108	234.3	17:55.388
9	1	2:07.108	36.509	52.633	37.966	231.3	20:02.496
10	1	2:06.877	37.529	51.455	37.893	235.3	22:09.373
11	1	2:06.036	36.330	51.452	38.254	233.8	24:15.409
12	1	2:15.988 B	36.631	51.044	48.313	232.3	26:31.397
13	1	4:50.797	3:19.753	51.942	39.102	157.9	31:22.194
14	1	2:05.568	36.554	51.566	37.448	230.8	33:27.762
15	1	2:04.887	37.008	50.401	37.478	235.3	35:32.649
16	1	2:05.425	36.969	51.595	36.861	240.0	37:38.074
17	1	2:01.084	35.275	49.591	36.218	238.4	39:39.158
18	1	2:36.121 B	35.730	56.745	1:03.646	240.5	42:15.279

13 Chevron B8 1969
1.Oren NATAF — P-2L

Lap	D	Time	Sector 1	Sector 2	Sector 3	T. Spd	Elapsed
1	1	2:53.524	56.610	1:08.046	48.868		2:53.524
2	1	2:34.433	45.309	1:03.588	45.536	188.8	5:27.957
3	1	2:33.632	44.424	1:02.944	46.264	202.2	8:01.589
4	1	2:30.315	42.965	1:01.653	45.697	199.3	10:31.904
5	1	2:28.940	43.674	1:00.509	44.757	203.8	13:00.844
6	1	2:27.571	42.691	59.343	45.537	197.1	15:28.415
7	1	2:30.896	44.594	1:01.300	45.002	195.7	17:59.311
8	1	2:27.417	41.292	1:01.482	44.643	206.1	20:26.728
9	1	2:35.571 B	40.955	58.449	56.167	197.1	23:02.299
10	1	4:42.404	3:00.811	58.111	43.482	120.1	27:44.703
11	1	2:38.038 B	41.539	59.902	56.597	202.6	30:22.741
12	1	4:41.042	2:59.192	57.633	44.217	107.2	35:03.783
13	1	2:22.820	41.984	58.030	42.806	205.3	37:26.603
14	1	2:22.733	40.447	57.904	44.382	196.7	39:49.336
15	1	2:19.149	40.959	56.509	41.681	207.3	42:08.485
16	1	2:19.604	39.863	57.087	42.654	213.9	44:28.089
17	1	2:18.661	40.687	56.351	41.623	212.6	46:46.750
18	1	2:21.952	41.674	57.777	42.501	209.7	49:08.702
19	1	2:20.813	40.617	57.684	42.512	206.9	51:29.515
20	1	2:24.977	40.365	59.633	44.979	203.8	53:54.492
21	1	2:27.036	41.899	59.258	45.879	198.2	56:21.528
22	1	2:36.472	44.554	1:03.219	48.699	165.1	58:58.000
23	1	2:43.160	48.543	1:03.890	50.727	165.4	1:01:41.160

14 Ferrari 512 M 1971
1.David HART
2.Olivier HART — P+2L

Lap	D	Time	Sector 1	Sector 2	Sector 3	T. Spd	Elapsed
1	1	2:08.567	38.218	52.474	37.875		2:08.567
2	1	2:05.328	35.103	52.763	37.462	269.3	4:13.895
3	1	2:03.542	35.410	51.039	37.093	237.9	6:17.437
4	1	2:03.841	34.657	51.632	37.552	263.4	8:21.278
5	1	2:06.156	35.973	51.953	38.230	248.8	10:27.434
6	1	2:07.147	35.865	52.929	38.353	235.3	12:34.581
7	1	2:04.200	35.708	51.046	37.446	238.4	14:38.781
8	1	2:05.964	35.978	51.854	38.132	258.4	16:44.745
9	1	2:06.609	35.531	52.783	38.295	252.9	18:51.354
10	1	2:05.681	35.819	51.810	38.052	246.6	20:57.035
11	1	2:07.168	35.581	52.259	39.328	246.0	23:04.203
12	1	2:17.149 B	35.468	52.493	49.188	245.5	25:21.352
13	2	5:13.555	3:46.417	50.146	36.992	177.9	30:34.907
14	2	1:59.392	33.769	48.062	37.561	266.7	32:34.299
15	2	1:57.827	33.238	48.558	36.031	270.7	34:32.126
16	2	1:55.968	33.551	46.972	35.445	258.4	36:28.094
17	2	1:58.207	33.536	47.979	36.692	260.2	38:26.301
18	2	1:56.426	33.519	47.253	35.654	263.4	40:22.727
19	2	1:56.654	33.065	46.898	36.691	266.0	42:19.381
20	2	1:58.414	33.481	49.116	35.817	264.7	44:17.795
21	2	1:56.165	32.990	47.294	35.881	269.3	46:13.960
22	2	1:57.638	34.055	47.212	36.371	264.7	48:11.598
23	2	1:58.667	34.347	47.090	37.230	252.9	50:10.265
24	2	1:59.618	34.998	48.291	36.329	252.3	52:09.883

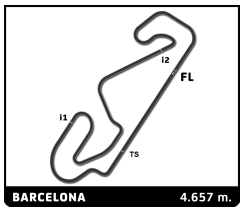

CLASSIC ENDURANCE RACING 1
ESPÍRITU DE MONTJUÏC
RACE

Sector Analysis

Lap under Red Flag | ~~Invalidated Lap~~ | Personal Best | Session Best | **B** Crossing the pit lane

15 — Chevron B19 1971 — P-2L
1.John EMBERSON
2.Nigel GREENSALL

Lap	D	Time	Sector 1	Sector 2	Sector 3	T. Spd	Elapsed
25	2	2:02.093	33.838	50.391	37.864	260.2	54:11.976
26	2	2:03.397	34.195	48.667	40.535	252.3	56:15.373
27	2	2:16.092	36.493	55.159	44.440	246.0	58:31.465
28	2	2:27.668	41.455	1:00.189	46.024	227.8	1:00:59.133
1	1	2:23.936	43.808	57.432	42.696		2:23.936
2	1	2:16.295	39.175	56.778	40.342	232.8	4:40.231
3	1	2:14.872	39.060	55.455	40.357	233.3	6:55.103
4	1	2:11.792	38.936	54.101	38.755	231.8	9:06.895
5	1	2:11.320	38.092	53.802	39.426	226.9	11:18.215
6	1	2:09.047	38.083	52.927	38.037	226.9	13:27.262
7	1	2:08.008	37.620	52.390	37.998	231.3	15:35.270
8	1	2:09.778	37.801	53.177	38.800	234.3	17:45.048
9	1	2:08.496	37.473	52.906	38.117	232.8	19:53.544
10	1	2:06.847	37.229	52.310	37.308	233.8	22:00.391
11	1	2:07.133	37.498	51.971	37.664	234.3	24:07.524
12	1	2:06.880	37.449	51.679	37.752	232.8	26:14.404
13	1	2:06.944	36.791	51.052	39.101	234.8	28:21.348
14	1	2:18.130 **B**	37.503	51.179	49.448	231.8	30:39.478
15	2	4:29.393	3:07.231	47.544	34.618	146.1	35:08.871
16	2	1:54.864	33.151	47.745	33.968	238.4	37:03.735
17	2	1:52.085	32.914	46.187	32.984	238.4	38:55.820
18	2	1:52.524	33.201	45.523	33.800	242.7	40:48.344
19	2	1:51.950	32.555	45.254	34.141	236.8	42:40.294
20	2	1:54.371	32.265	49.170	32.936	240.0	44:34.665
21	2	1:50.038	32.462	45.166	32.410	241.6	46:24.703
22	2	1:50.037	32.429	44.744	32.864	243.8	48:14.740
23	2	1:55.468	33.095	45.939	36.434	241.6	50:10.208
24	2	1:54.441	34.619	46.230	33.592	241.1	52:04.649
25	2	1:54.804	32.821	46.581	35.402	236.3	53:59.453
26	2	1:58.906	33.376	47.960	37.570	238.9	55:58.359
27	2	2:11.993	35.529	52.773	43.691	236.3	58:10.352
28	2	2:26.108	40.842	59.661	45.605	197.8	1:00:36.460

16 — Lola T212 1971 — P-2L
1.Serge KRIKNOFF

Lap	D	Time	Sector 1	Sector 2	Sector 3	T. Spd	Elapsed
1	1	2:45.563	50.497	1:07.412	47.654		2:45.563
2	1	2:30.401	45.171	1:00.067	45.163	175.9	5:15.964
3	1	2:28.083	44.267	1:00.555	43.261	194.9	7:44.047
4	1	2:22.492	40.730	58.335	43.427	209.7	10:06.539
5	1	2:21.281	42.308	56.598	42.375	196.7	12:27.820
6	1	2:25.868	44.179	58.781	42.908	179.7	14:53.688
7	1	2:22.582	42.878	56.916	42.788	197.1	17:16.270
8	1	2:25.419	43.303	57.049	45.067	197.4	19:41.689
9	1	2:25.997	42.808	59.600	43.589	194.9	22:07.686
10	1	2:37.668	44.648	1:02.224	50.796	181.2	24:45.354
11	1	2:30.982 **B**	41.400	56.889	52.693	183.1	27:16.336
12	1	4:41.211	3:04.665	56.063	40.483	121.1	31:57.547
13	1	2:10.273	38.810	52.245	39.218	223.1	34:07.820
14	1	2:09.179	37.865	51.903	39.411	217.3	36:16.999
15	1	2:09.377	37.111	52.361	39.905	225.0	38:26.376
16	1	2:08.121	36.909	51.950	39.262	233.8	40:34.497
17	1	2:07.280	37.375	51.352	38.553	232.3	42:41.777
18	1	2:05.764	36.756	50.787	38.221	241.6	44:47.541
19	1	2:04.338	36.585	49.796	37.957	242.2	46:51.879
20	1	2:05.862	36.226	51.326	38.310	243.2	48:57.741
21	1	2:03.782	36.288	50.000	37.494	233.8	51:01.523
22	1	2:09.000	36.210	52.253	40.537	242.7	53:10.523
23	1	2:09.308	38.154	52.211	38.943	235.3	55:19.831
24	1	2:16.182	37.911	53.082	45.189	221.8	57:36.013
25	1	2:30.688	42.931	1:01.455	46.302	181.2	1:00:06.701
26	1	2:34.478	44.208	1:01.954	48.316	188.8	1:02:41.179

17 — Chevron B8 1969 — P-2L
1.Benjamin HATTON

Lap	D	Time	Sector 1	Sector 2	Sector 3	T. Spd	Elapsed
1	1	2:22.373	43.046	56.927	42.400		2:22.373
2	1	2:17.209	39.680	56.217	41.312	216.0	4:39.582
3	1	2:18.891	40.276	56.491	42.124	224.5	6:58.473
4	1	2:16.626	40.227	56.016	40.383	216.0	9:15.099
5	1	2:14.111	38.486	55.112	40.513	226.4	11:29.210
6	1	2:13.587	38.402	54.599	40.586	224.5	13:42.797
7	1	2:12.567	38.216	53.271	41.080	225.0	15:55.364
8	1	2:13.000	38.598	53.530	40.872	224.5	18:08.364
9	1	2:14.382	39.156	54.024	41.202	212.6	20:22.746
10	1	2:11.227	38.721	52.567	39.939	217.3	22:33.973
11	1	2:09.835	37.764	52.710	39.361	229.3	24:43.808
12	1	2:17.900 **B**	37.750	51.354	48.796	226.9	27:01.708
13	1	6:23.278	4:53.520	51.866	37.892	155.2	33:24.986
14	1	2:03.768	36.452	49.619	37.697	222.2	35:28.754
15	1	2:01.430	35.511	49.915	36.004	232.3	37:30.184
16	1	2:00.203	35.559	48.588	36.056	235.3	39:30.387
17	1	2:00.650	34.982	49.112	36.556	233.8	41:31.037
18	1	2:02.238	35.219	51.006	36.013	235.3	43:33.275
19	1	2:02.772	36.261	50.353	36.158	225.0	45:36.047
20	1	2:00.851	35.049	49.359	36.443	233.3	47:36.898
21	1	2:02.557	35.421	50.630	36.506	230.8	49:39.455
22	1	1:59.758	34.951	48.802	36.005	230.3	51:39.213
23	1	2:03.576	35.018	50.889	37.669	233.8	53:42.789
24	1	2:03.177	35.530	49.357	38.290	231.8	55:45.966
25	1	2:32.261	35.855	55.493	1:00.913	230.3	58:18.227
26	1	2:36.223	45.093	1:03.438	47.692	159.1	1:00:54.450

19 — Chevron B19 1971 — P-2L
1.Rolf SIGRIST
2.Davide MAZZOLENI

Lap	D	Time	Sector 1	Sector 2	Sector 3	T. Spd	Elapsed
1	1	2:38.353 **B**	41.737	56.017	1:00.599		2:38.353

21 — De Tomaso Pantera Gr. IV 1975 — GT1
2.Ralf KELLENERS

Lap	D	Time	Sector 1	Sector 2	Sector 3	T. Spd	Elapsed
1	2	2:47.628	54.932	1:06.383	46.313		2:47.628
2	2	2:24.904	43.402	1:00.282	41.220	191.2	5:12.532
3	2	2:22.226	39.772	1:03.769	38.685	208.9	7:34.758
4	2	2:17.723	40.531	58.294	38.898	220.4	9:52.481
5	2	2:10.617	37.761	55.078	37.778	233.3	12:03.098
6	2	2:08.988	37.204	53.805	37.979	230.3	14:12.086

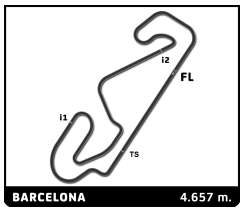

CLASSIC ENDURANCE RACING 1
ESPÍRITU DE MONTJUÏC
RACE

Sector Analysis

Lap under Red Flag | ~~Invalidated Lap~~ | Personal Best | Session Best | **B** Crossing the pit lane

Lap	D	Time	Sector 1	Sector 2	Sector 3	T. Spd	Elapsed
7	2	2:09.494	36.654	54.176	38.664	243.2	16:21.580
8	2	2:08.997	37.609	54.277	37.111	236.8	18:30.577
9	2	2:06.282	36.311	52.831	37.140	240.5	20:36.859
10	2	2:11.343	37.650	54.376	39.317	241.6	22:48.202
11	2	2:05.946	36.069	52.436	37.441	242.2	24:54.148
12	2	2:16.867 B	36.378	51.820	48.669	245.5	27:11.015
13	2	4:52.436	3:21.435	53.078	37.923	131.5	32:03.451
14	2	2:04.413	35.622	51.070	37.721	248.3	34:07.864
15	2	2:02.093	35.179	50.042	36.872	248.8	36:09.957
16	2	2:01.983	35.174	49.952	36.857	248.8	38:11.940
17	2	2:01.445	35.031	49.797	36.617	242.7	40:13.385
18	2	2:02.807	36.398	49.314	37.095	223.1	42:16.192
19	2	2:04.043	35.697	51.216	37.130	236.8	44:20.235
20	2	2:02.161	35.216	49.529	37.416	250.0	46:22.396
21	2	2:01.826	35.371	49.250	37.205	248.8	48:24.222
22	2	2:02.484	35.475	49.632	37.377	245.5	50:26.706
23	2	2:07.022	35.571	52.431	39.020	246.0	52:33.728
24	2	2:08.516	37.207	52.355	38.954	216.9	54:42.244
25	2	2:15.863	37.320	53.011	45.532	229.8	56:58.107
26	2	2:33.792	42.601	1:03.229	47.962	185.9	59:31.899
27	2	2:46.579	48.640	1:05.797	52.142	151.0	1:02:18.478

22 Lola T70 Mk.3B 1969
1.Philippe SCEMAMA
P+2L

Lap	D	Time	Sector 1	Sector 2	Sector 3	T. Spd	Elapsed
1	1	2:34.214	41.472	55.877	56.865		2:34.214
2	1	2:14.770	39.711	54.996	40.063	224.1	4:48.984
3	1	2:12.689	38.816	54.991	38.882	232.3	7:01.673
4	1	2:09.887	37.648	53.935	38.304	228.8	9:11.560
5	1	2:10.262	37.266	53.633	39.363	245.5	11:21.822
6	1	2:10.391	37.439	53.491	39.461	233.3	13:32.213
7	1	2:08.320	37.398	52.272	38.650	238.9	15:40.533
8	1	2:11.570	37.631	54.492	39.447	241.6	17:52.103
9	1	2:10.058	38.034	53.395	38.629	238.9	20:02.161
10	1	2:10.386	38.361	53.047	38.978	247.1	22:12.547
11	1	2:10.670	38.455	52.529	39.686	233.3	24:23.217
12	1	2:09.694	37.640	52.765	39.289	245.5	26:32.911
13	1	2:16.158 B	37.324	51.020	47.814	239.5	28:49.069
14	1	7:14.153	5:43.758	52.976	37.419	135.7	36:03.222
15	1	2:01.077	36.126	48.773	36.178	215.6	38:04.299
16	1	1:58.267	35.298	47.835	35.134	245.5	40:02.566
17	1	1:59.413	34.868	48.502	36.043	254.7	42:01.979
18	1	1:56.344	33.903	47.699	34.742	259.0	43:58.323
19	1	1:58.978	34.618	47.403	36.957	260.9	45:57.301
20	1	1:59.315	34.302	48.874	36.139	260.9	47:56.616
21	1	1:57.633	34.140	48.375	35.118	257.8	49:54.249
22	1	1:56.011	33.687	47.286	35.038	261.5	51:50.260
23	1	2:03.197	34.291	49.627	39.279	257.1	53:53.457
24	1	2:06.276	35.793	50.654	39.829	246.0	55:59.733
25	1	2:18.665	37.709	54.836	46.120	208.1	58:18.398
26	1	2:36.171	45.646	1:03.440	47.085	174.2	1:00:54.569

24 Chevron B16 1971
1.François BOURDIN
2.Charles BOURDIN
P-2L

Lap	D	Time	Sector 1	Sector 2	Sector 3	T. Spd	Elapsed
1	1	2:31.522	48.627	1:00.039	42.856		2:31.522
2	1	2:22.123	42.011	58.945	41.167	214.3	4:53.645
3	1	2:17.679	40.117	56.381	41.181	219.1	7:11.324
4	1	2:17.098	40.256	56.171	40.671	216.4	9:28.422
5	1	2:16.682	41.252	56.038	39.392	216.9	11:45.104
6	1	2:13.780	39.575	54.899	39.306	217.3	13:58.884
7	1	2:15.455	39.894	55.120	40.441	217.3	16:14.339
8	1	2:12.568	39.632	54.151	38.785	216.0	18:26.907
9	1	2:10.767	38.741	53.031	38.995	218.6	20:37.674
10	1	2:12.515	37.761	54.245	40.509	224.1	22:50.189
11	1	2:14.140	39.607	55.179	39.354	218.6	25:04.329
12	1	2:13.353	38.337	55.147	39.869	216.0	27:17.682
13	1	2:23.012 B	39.838	53.896	49.278	197.4	29:40.694
14	2	4:49.740	3:06.359	1:00.574	42.807	98.5	34:30.434
15	2	2:20.252	40.982	57.421	41.849	203.4	36:50.686
16	2	2:15.409	39.548	55.468	40.393	216.4	39:06.095
17	2	2:12.291	38.573	54.261	39.457	217.3	41:18.386
18	2	2:13.064	39.286	54.697	39.081	207.7	43:31.450
19	2	2:14.032	40.689	54.360	38.983	215.6	45:45.482
20	2	2:11.593	38.709	54.004	38.880	218.6	47:57.075
21	2	2:09.772	38.239	52.932	38.601	217.3	50:06.847
22	2	2:14.687	40.288	55.003	39.396	201.9	52:21.534
23	2	2:11.298	38.323	53.684	39.291	213.9	54:32.832
24	2	2:17.664	38.893	53.725	45.046	215.1	56:50.496
25	2	2:27.225	41.072	1:00.247	45.906	191.5	59:17.721
26	2	2:34.209	44.525	1:02.387	47.297	191.2	1:01:51.930

25 Porsche 911 Carrera RSR 3.0 (C) 1974
1.Uwe KOLB
2.Patrick KOLB
GT1

Lap	D	Time	Sector 1	Sector 2	Sector 3	T. Spd	Elapsed
1	1	2:25.931	47.142	57.961	40.828		2:25.931
2	1	2:16.800	42.664	54.485	39.651	207.3	4:42.731
3	1	2:15.525	38.413	55.704	41.408	220.9	6:58.256
4	1	2:13.064	39.908	54.145	39.011	213.9	9:11.320
5	1	2:11.339	38.100	53.709	39.530	219.1	11:22.659
6	1	2:11.146	37.547	54.110	39.489	221.8	13:33.805
7	1	2:13.248	38.766	55.110	39.372	221.3	15:47.053
8	1	2:10.509	38.998	52.013	39.498	225.0	17:57.562
9	1	2:07.203	38.029	51.986	37.188	219.1	20:04.765
10	1	2:06.346	36.886	51.844	37.616	227.4	22:11.111
11	1	2:06.403	38.526	50.739	37.138	225.5	24:17.514
12	1	2:03.402	36.701	49.773	36.928	225.0	26:20.916
13	1	2:03.916	36.702	50.119	37.095	223.1	28:24.832
14	1	2:06.045	37.874	50.458	37.713	226.9	30:30.877
15	1	2:20.311 B	36.701	51.106	52.504	224.5	32:51.188
16	2	6:47.237	5:17.842	51.959	37.436	134.8	39:38.425
17	2	2:04.628	36.980	50.484	37.164	226.4	41:43.053
18	2	2:03.306	36.200	50.064	37.042	226.4	43:46.359
19	2	2:08.442	36.697	52.335	39.410	225.9	45:54.801
20	2	2:07.156	36.745	52.024	38.387	227.4	48:01.957
21	2	2:05.034	36.475	50.634	37.925	226.4	50:06.991
22	2	2:04.006	36.452	50.388	37.166	227.4	52:10.997
23	2	2:06.309	36.599	51.411	38.299	227.4	54:17.306
24	2	2:11.093	37.055	51.062	42.976	225.0	56:28.399

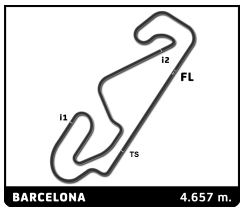

CLASSIC ENDURANCE RACING 1
ESPÍRITU DE MONTJUÏC
RACE

Sector Analysis

Lap under Red Flag | ~~Invalidated Lap~~ | Personal Best | Session Best | **B** Crossing the pit lane

Lap	D	Time	Sector 1	Sector 2	Sector 3	T. Spd	Elapsed
25	2	2:23.825	40.226	57.972	45.627	197.8	58:52.224
26	2	2:34.312	44.721	1:02.228	47.363	174.8	1:01:26.536

27 Chevron B16 1970
1.John SHELDON — P-2L

Lap	D	Time	Sector 1	Sector 2	Sector 3	T. Spd	Elapsed
1	1	2:43.304	49.311	1:06.841	47.152		2:43.304
2	1	2:25.926	42.207	59.053	44.666	199.3	5:09.230
3	1	2:24.496	41.008	59.160	44.328	216.4	7:33.726
4	1	2:23.426	41.166	58.334	43.926	214.7	9:57.152
5	1	2:22.582	40.584	58.001	43.997	208.1	12:19.734
6	1	2:18.125	40.354	56.213	41.558	213.4	14:37.859
7	1	2:17.507	39.746	56.048	41.713	220.4	16:55.366
8	1	2:15.339	38.894	55.252	41.193	221.3	19:10.705
9	1	2:17.038	38.870	56.157	42.011	220.0	21:27.743
10	1	2:14.665	38.660	54.996	41.009	226.9	23:42.408
11	1	2:15.183	38.810	55.519	40.854	225.5	25:57.591
12	1	2:26.941 **B**	39.954	53.803	53.184	218.6	28:24.532
13	1	6:01.365	4:23.030	57.204	41.131	129.5	34:25.897
14	1	2:10.018	37.776	53.018	39.224	219.5	36:35.915
15	1	2:09.815	37.427	52.984	39.404	232.3	38:45.730
16	1	2:07.286	36.477	51.832	38.977	233.8	40:53.016
17	1	2:08.717	36.092	53.032	39.593	235.3	43:01.733
18	1	2:05.452	36.931	50.333	38.188	231.8	45:07.185
19	1	2:05.889	35.810	51.465	38.614	235.8	47:13.074
20	1	2:03.886	35.957	50.340	37.589	233.8	49:16.960
21	1	2:05.631	36.009	51.907	37.715	237.9	51:22.591
22	1	2:11.480	35.827	53.428	42.225	235.3	53:34.071
23	1	2:12.396	38.225	53.306	40.865	225.9	55:46.467
24	1	2:26.822	38.287	59.013	49.522	220.9	58:13.289
25	1	2:44.959	47.284	1:06.989	50.686	169.8	1:00:58.248

35 Lola T70 Mk.3B 1969
1.Armand MILLE — P+2L

Lap	D	Time	Sector 1	Sector 2	Sector 3	T. Spd	Elapsed
1	1	2:12.294	40.061	53.588	38.645		2:12.294
2	1	2:06.584	37.016	52.209	37.359	248.8	4:18.878
3	1	2:04.170	35.893	50.952	37.325	249.4	6:23.048
4	1	2:05.301	36.142	51.775	37.384	256.5	8:28.349
5	1	2:07.053	37.173	51.767	38.113	259.6	10:35.402
6	1	2:09.468	37.734	53.018	38.716	240.5	12:44.870
7	1	2:10.534	37.498	54.677	38.359	241.1	14:55.404
8	1	2:06.153	37.044	52.033	37.076	235.3	17:01.557
9	1	2:05.251	36.091	52.143	37.017	251.2	19:06.808
10	1	2:02.310	35.287	50.298	36.725	259.0	21:09.118
11	1	2:04.075	36.186	50.570	37.319	239.5	23:13.193
12	1	2:16.786 **B**	36.386	52.168	48.232	235.3	25:29.979
13	1	4:27.040	3:01.980	50.184	34.876	144.6	29:57.019
14	1	1:54.665	34.375	46.505	33.785	257.8	31:51.684
15	1	1:51.089	32.340	45.799	32.950	262.8	33:42.773
16	1	1:50.617	32.269	44.883	33.465	264.7	35:33.390
17	1	1:54.136	34.736	45.786	33.614	262.1	37:27.526
18	1	1:50.879	32.637	44.871	33.371	262.8	39:18.405
19	1	1:52.821	32.681	46.663	33.477	262.1	41:11.226
20	1	1:53.935	32.812	46.623	34.500	262.1	43:05.161
21	1	1:52.692	33.159	45.863	33.670	262.1	44:57.853
22	1	2:13.156 **B**	32.683	48.916	51.557	262.8	47:11.009
23	1	3:32.868	2:12.273	46.501	34.094	154.9	50:43.877
24	1	1:56.290	32.441	48.229	35.620	262.1	52:40.167
25	1	1:56.948	33.936	48.116	34.896	253.5	54:37.115
26	1	2:03.655	33.509	48.475	41.671	263.4	56:40.770
27	1	2:18.922	37.629	57.252	44.041	221.3	58:59.692
28	1	2:33.777	43.882	1:03.790	46.105	195.7	1:01:33.469

36 Porsche 910 1967
1.Jürgen RUDOLPH — P-2L

Lap	D	Time	Sector 1	Sector 2	Sector 3	T. Spd	Elapsed
1	1	2:44.382	51.781	1:05.269	47.332		2:44.382
2	1	2:25.763	42.935	59.364	43.464	187.5	5:10.145
3	1	2:24.069	43.643	57.939	42.487	194.9	7:34.214
4	1	2:21.585	41.907	57.940	41.738	205.7	9:55.799
5	1	2:20.594	40.848	56.930	42.816	211.8	12:16.393
6	1	2:17.063	40.875	56.404	39.784	216.4	14:33.456
7	1	2:14.200	39.646	54.996	39.558	213.9	16:47.656
8	1	2:14.473	38.853	54.313	41.307	216.0	19:02.129
9	1	2:14.536	39.347	55.104	40.085	221.3	21:16.665
10	1	2:11.696	39.019	53.412	39.265	227.8	23:28.361
11	1	2:10.642	38.663	53.058	38.921	227.8	25:39.003
12	1	2:09.099	38.177	52.245	38.677	228.8	27:48.102
13	1	2:21.908 **B**	38.256	52.316	51.336	234.8	30:10.010
14	1	4:28.674	2:56.087	53.194	39.393	147.3	34:38.684
15	1	2:08.083	37.818	51.600	38.665	225.9	36:46.767
16	1	2:07.215	37.502	51.423	38.290	222.7	38:53.982
17	1	2:08.434	37.962	52.072	38.400	221.3	41:02.416
18	1	2:06.916	37.400	52.133	37.383	230.8	43:09.332
19	1	2:06.483	37.027	51.449	38.007	221.3	45:15.815
20	1	2:06.784	36.954	51.779	38.051	231.8	47:22.599
21	1	2:05.988	36.982	50.395	38.611	215.6	49:28.587
22	1	2:07.776	37.350	51.329	39.097	216.4	51:36.363
23	1	2:09.695	37.437	52.888	39.370	226.4	53:46.058
24	1	2:10.164	37.406	52.080	40.678	223.6	55:56.222
25	1	2:21.523	39.026	56.175	46.322	209.7	58:17.745
26	1	2:37.906	45.688	1:04.588	47.630	175.6	1:00:55.651

37 Lola T70 Mk.3 1967
1.Romain BELLETESTE — P+2L

Lap	D	Time	Sector 1	Sector 2	Sector 3	T. Spd	Elapsed
1	1	2:43.404	50.546	1:06.112	46.746		2:43.404
2	1	2:22.946	41.082	58.856	43.008	194.9	5:06.350
3	1	2:24.883	41.520	1:00.091	43.272	208.9	7:31.233
4	1	2:14.419	38.701	54.806	40.912	207.7	9:45.652
5	1	2:12.730	37.277	54.760	40.693	220.9	11:58.382
6	1	2:12.286	37.599	54.503	40.184	241.6	14:10.668
7	1	2:10.671	37.630	53.340	39.701	238.9	16:21.339
8	1	2:14.502	38.251	54.441	41.810	246.6	18:35.841
9	1	2:14.571	38.145	54.942	41.484	230.3	20:50.412
10	1	2:14.187	39.074	53.373	41.740	211.4	23:04.599
11	1	2:16.268	38.163	56.154	41.951	218.6	25:20.867
12	1	2:26.575 **B**	39.764	54.893	51.918	229.8	27:47.442
13	1	6:10.090	4:34.950	55.486	39.654	102.8	33:57.532

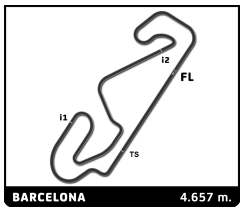

CLASSIC ENDURANCE RACING 1
ESPÍRITU DE MONTJUÏC
RACE

Sector Analysis

Lap under Red Flag | ~~Invalidated Lap~~ | Personal Best | Session Best | **B** Crossing the pit lane

Lap	D	Time	Sector 1	Sector 2	Sector 3	T. Spd	Elapsed
14	1	2:09.659	37.131	53.145	39.383	235.3	36:07.191
15	1	2:01.648	35.501	49.603	36.544	250.6	38:08.839
16	1	2:03.043	36.536	49.471	37.036	236.8	40:11.882
17	1	1:59.772	34.571	48.643	36.558	262.8	42:11.654
18	1	2:01.494	35.079	49.783	36.632	254.1	44:13.148
19	1	1:59.961	34.260	49.211	36.490	263.4	46:13.109
20	1	2:01.548	35.581	49.148	36.819	260.9	48:14.657
21	1	2:05.662	35.434	51.099	39.129	237.4	50:20.319
22	1	2:02.461	34.660	50.764	37.037	255.3	52:22.780
23	1	2:23.468 B	35.334	50.449	57.685	246.6	54:46.248

45 Chevron B19 1971
1.Gianluigi CANDIANI
2.Frédéric ROUVIER
P-2L

Lap	D	Time	Sector 1	Sector 2	Sector 3	T. Spd	Elapsed
1	1	2:41.320	46.235	1:09.757	45.328		2:41.320
2	1	2:24.926	41.362	1:00.264	43.300	227.4	5:06.246
3	1	2:22.930	41.160	1:00.155	41.615	220.4	7:29.176
4	1	2:14.567	38.800	56.556	39.211	234.8	9:43.743
5	1	2:15.413	37.770	56.733	40.910	239.5	11:59.156
6	1	2:12.778	38.061	54.332	40.385	241.6	14:11.934
7	1	2:10.188	37.516	53.918	38.754	237.4	16:22.122
8	1	2:11.536	37.923	54.946	38.667	247.1	18:33.658
9	1	2:08.715	37.139	52.766	38.810	241.1	20:42.373
10	1	2:10.978	37.619	53.179	40.180	242.2	22:53.351
11	1	2:10.009	37.050	53.952	39.007	240.5	25:03.360
12	1	2:25.514 B	38.630	54.735	52.149	229.3	27:28.874
13	2	4:30.558	3:03.810	51.798	34.950	160.2	31:59.432
14	2	1:54.487	34.041	46.360	34.086	244.9	33:53.919
15	2	1:54.469	33.293	47.061	34.115	246.6	35:48.388
16	2	1:55.096	33.220	47.787	34.089	245.5	37:43.484
17	2	1:57.639	35.407	47.861	34.371	246.0	39:41.123
18	2	1:54.314	33.766	46.758	33.790	246.0	41:35.437
19	2	1:58.433	33.160	49.389	35.884	246.6	43:33.870
20	2	1:58.348	33.705	49.807	34.836	242.7	45:32.218
21	2	1:53.588	33.262	46.457	33.869	242.2	47:25.806
22	2	1:53.122	32.968	46.219	33.935	244.3	49:18.928
23	2	1:54.197	33.382	46.560	34.255	243.8	51:13.125
24	2	1:58.295	32.988	48.870	36.437	242.2	53:11.420
25	2	1:58.439	36.245	47.832	34.362	241.6	55:09.859
26	2	2:05.729	33.779	48.481	43.469	245.5	57:15.588
27	2	2:21.797	39.527	58.224	44.046	213.4	59:37.385
28	2	2:29.348	42.779	1:00.665	45.904	192.5	1:02:06.733

49 Porsche 911 Carrera RS 3.0 1974
1.Christophe FLORIN
GT1

Lap	D	Time	Sector 1	Sector 2	Sector 3	T. Spd	Elapsed
1	1	2:47.828	51.628	1:07.988	48.212		2:47.828
2	1	2:30.787	44.522	1:02.129	44.136	187.8	5:18.615
3	1	2:28.184	42.487	1:01.458	44.239	207.7	7:46.799
4	1	2:26.107	42.816	1:00.741	42.550	197.1	10:12.906
5	1	2:26.192	43.079	59.337	43.776	194.9	12:39.098
6	1	2:23.150	42.549	58.255	42.346	200.7	15:02.248
7	1	2:22.401	42.195	57.783	42.423	197.8	17:24.649
8	1	2:21.758	41.926	57.175	42.657	207.3	19:46.407
9	1	2:22.644	41.722	58.030	42.892	206.9	22:09.051
10	1	2:23.492	43.074	57.706	42.712	200.7	24:32.543
11	1	2:22.994	41.992	58.009	42.993	192.5	26:55.537
12	1	2:20.280	40.964	57.052	42.264	200.0	29:15.817
13	1	2:19.360	40.599	56.651	42.110	205.3	31:35.177
14	1	2:28.040 B	41.037	56.401	50.602	203.4	34:03.217
15	1	4:44.041	3:04.640	56.873	42.528	128.7	38:47.258
16	1	2:18.023	39.645	55.964	42.414	217.7	41:05.281
17	1	2:18.853	40.012	57.161	41.680	220.4	43:24.134
18	1	2:20.360	40.832	57.909	41.619	213.4	45:44.494
19	1	2:19.554	40.329	56.953	42.272	211.4	48:04.048
20	1	2:19.199	40.246	56.444	42.509	212.6	50:23.247
21	1	2:21.238	40.033	57.228	43.977	211.8	52:44.485
22	1	2:19.715	40.611	56.788	42.316	213.4	55:04.200
23	1	2:24.340	40.191	56.864	47.285	213.4	57:28.540
24	1	2:38.075	44.957	1:04.765	48.353	178.5	1:00:06.615
25	1	2:46.067	49.213	1:06.992	49.862	162.7	1:02:52.682

50 Lola T210 1970
1.Stephan JOEBSTL
2.Andy WILLIS
P-2L

Lap	D	Time	Sector 1	Sector 2	Sector 3	T. Spd	Elapsed
1	1	2:39.528	49.580	1:05.722	44.226		2:39.528
2	1	2:25.857	42.504	58.956	44.397	208.5	5:05.385
3	1	2:22.619	41.625	58.361	42.633	217.3	7:28.004
4	1	2:19.154	41.491	56.717	40.946	187.2	9:47.158
5	1	2:16.145	39.503	56.303	40.339	202.6	12:03.303
6	1	2:13.591	39.248	54.543	39.800	218.2	14:16.894
7	1	2:11.097	38.775	52.766	39.556	220.4	16:27.991
8	1	2:08.960	38.507	52.180	38.273	214.7	18:36.951
9	1	2:11.659	37.841	54.747	39.071	229.8	20:48.610
10	1	~~2:12.082~~	39.027	52.567	~~40.488~~	226.9	23:00.692
11	1	2:14.426	40.030	55.080	39.316	214.7	25:15.118
12	1	2:26.510 B	38.665	55.770	52.075	220.9	27:41.628
13	2	5:26.210	3:57.840	51.848	36.522	133.7	33:07.838
14	2	2:00.874	35.540	49.330	36.004	234.8	35:08.712
15	2	1:57.586	34.267	48.328	34.991	234.8	37:06.298
16	2	1:57.282	34.156	48.140	34.986	236.8	39:03.580
17	2	1:59.215	34.376	47.935	36.904	235.8	41:02.795
18	2	2:00.175	34.533	48.155	37.487	234.8	43:02.970
19	2	1:58.072	34.992	48.348	34.732	237.9	45:01.042
20	2	1:57.693	34.332	47.848	35.513	233.8	46:58.735
21	2	1:58.235	34.411	47.854	35.970	232.3	48:56.970
22	2	1:59.849	34.745	48.927	36.177	233.3	50:56.819
23	2	2:03.652	34.562	50.259	38.831	231.8	53:00.471
24	2	2:03.364	36.221	50.395	36.748	226.9	55:03.835
25	2	2:13.441	36.263	52.994	44.184	230.8	57:17.276
26	2	2:26.164	41.716	59.589	44.859	208.5	59:43.440
27	2	2:32.335	43.593	1:01.133	47.609	201.5	1:02:15.775

51 Porsche 911 Carrera RSR 3.0 1974
1.Frédéric DI EGIDIO
GT1

Lap	D	Time	Sector 1	Sector 2	Sector 3	T. Spd	Elapsed
1	1	2:19.521	43.078	56.162	40.281		2:19.521
2	1	2:15.646	39.737	55.235	40.674	217.7	4:35.167
3	1	2:14.920	40.093	54.240	40.587	218.6	6:50.087
4	1	2:14.836	40.067	54.061	40.708	215.6	9:04.923

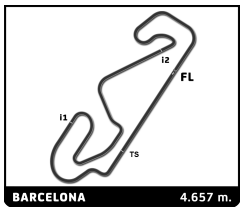

CLASSIC ENDURANCE RACING 1
ESPÍRITU DE MONTJUÏC
RACE

Sector Analysis

Lap under Red Flag | ~~Invalidated Lap~~ | Personal Best | Session Best | **B** Crossing the pit lane

Lap	D	Time	Sector 1	Sector 2	Sector 3	T. Spd	Elapsed
5	1	2:13.203	40.074	53.221	39.908	214.7	11:18.126
6	1	2:14.220	39.408	54.750	40.062	214.3	13:32.346
7	1	2:14.630	39.537	55.282	39.811	218.6	15:46.976
8	1	2:11.244	38.583	52.498	40.163	220.0	17:58.220
9	1	2:12.534	39.708	52.617	40.209	220.4	20:10.754
10	1	2:09.987	38.262	52.486	39.239	220.4	22:20.741
11	1	2:11.007	37.923	52.962	40.122	220.0	24:31.748
12	1	2:11.542	38.406	53.301	39.835	219.1	26:43.290
13	1	2:20.468 B	38.104	52.602	49.762	217.3	29:03.758
14	1	4:38.951	3:05.409	53.329	40.213	105.4	33:42.709
15	1	2:10.789	38.108	52.822	39.859	217.7	35:53.498
16	1	2:10.662	38.759	52.601	39.302	213.9	38:04.160
17	1	2:08.249	37.341	51.539	39.369	219.5	40:12.409
18	1	2:09.200	37.632	51.883	39.685	221.3	42:21.609
19	1	2:07.949	37.348	51.333	39.268	218.6	44:29.558
20	1	2:09.993	39.179	51.473	39.341	223.1	46:39.551
21	1	2:10.087	37.822	52.275	39.990	224.1	48:49.638
22	1	2:07.635	37.714	51.035	38.886	219.1	50:57.273
23	1	2:12.180	37.248	54.186	40.746	222.7	53:09.453
24	1	2:10.304	37.847	52.436	40.021	225.9	55:19.757
25	1	2:15.923	38.501	53.920	43.502	218.2	57:35.680
26	1	2:22.740	40.288	58.319	44.133	208.5	59:58.420
27	1	2:26.088	43.331	58.553	44.204	194.6	1:02:24.508

55 Chevron B19 1971
1.François RIVAZ — P-2L

Lap	D	Time	Sector 1	Sector 2	Sector 3	T. Spd	Elapsed
1	1	2:24.740	43.555	59.208	41.977		2:24.740
2	1	2:34.210	54.175	57.616	42.419	238.4	4:58.950
3	1	2:17.045	39.898	56.209	40.938	226.9	7:15.995
4	1	2:13.320	39.025	54.701	39.594	228.3	9:29.315
5	1	2:14.436	39.530	55.190	39.716	232.8	11:43.751
6	1	2:11.595	38.584	54.011	39.000	230.3	13:55.346
7	1	2:09.540	37.924	53.264	38.352	227.4	16:04.886
8	1	2:08.842	38.047	52.705	38.090	232.3	18:13.728
9	1	2:08.558	37.021	52.758	38.779	233.8	20:22.286
10	1	2:09.175	37.089	52.607	39.479	234.3	22:31.461
11	1	2:09.002	37.330	52.943	38.729	234.8	24:40.463
12	1	2:07.626	37.893	52.242	37.491	233.8	26:48.089
13	1	2:20.450 B	37.762	52.312	50.376	233.8	29:08.539
14	1	6:01.578	4:29.380	53.455	38.743	133.2	35:10.117
15	1	2:03.419	36.365	50.832	36.222	237.4	37:13.536
16	1	2:01.433	35.309	49.090	37.034	236.8	39:14.969
17	1	2:00.538	35.959	48.879	35.700	240.0	41:15.507
18	1	1:58.334	34.727	48.364	35.243	240.5	43:13.841
19	1	2:00.076	34.733	49.491	35.852	240.5	45:13.917
20	1	1:58.616	34.555	48.550	35.511	240.0	47:12.533
21	1	1:59.529	35.259	48.740	35.530	237.9	49:12.062
22	1	1:58.573	35.035	47.849	35.689	240.0	51:10.635
23	1	2:08.107	34.695	51.419	41.993	238.4	53:18.742
24	1	2:09.970	37.114	53.462	39.394	215.1	55:28.712
25	1	2:22.346	39.295	56.874	46.177	216.4	57:51.058
26	1	2:33.729	44.503	1:02.304	46.922	185.2	1:00:24.787

57 Lola T70 Mk.3 1968
1.Christophe GADAIS — P+2L

Lap	D	Time	Sector 1	Sector 2	Sector 3	T. Spd	Elapsed
1	1	2:46.881	52.355	1:06.213	48.313		2:46.881
2	1	2:28.880	44.794	1:01.030	43.056	180.0	5:15.761
3	1	2:23.918	41.274	1:00.024	42.620	205.3	7:39.679
4	1	2:20.735	40.268	57.443	43.024	224.1	10:00.414
5	1	2:19.070	40.264	57.606	41.200	219.5	12:19.484
6	1	2:17.284	39.498	56.190	41.596	220.0	14:36.768
7	1	2:19.378	40.329	57.158	41.891	236.3	16:56.146
8	1	2:16.365	38.947	55.743	41.675	219.5	19:12.511
9	1	2:13.308	38.139	54.651	40.518	227.4	21:25.819
10	1	2:12.670	37.920	54.483	40.267	235.8	23:38.489
11	1	2:15.184	38.759	55.169	41.256	233.8	25:53.673
12	1	2:14.314	38.105	54.646	41.563	233.8	28:07.987
13	1	2:19.709	39.247	57.175	43.287	236.3	30:27.696
14	1	2:29.693 B	38.874	56.167	54.652	235.3	32:57.389
15	1	5:22.675	3:47.508	55.825	39.342	95.6	38:20.064
16	1	2:09.856	37.476	52.762	39.618	222.2	40:29.920
17	1	2:06.046	36.241	51.204	38.601	246.0	42:35.966
18	1	2:07.423	35.792	53.129	38.502	242.2	44:43.389
19	1	2:05.081	35.557	51.227	38.297	248.8	46:48.470
20	1	2:05.003	35.763	50.938	38.302	244.9	48:53.473
21	1	2:05.737	35.846	51.486	38.405	241.6	50:59.210
22	1	2:09.940	35.497	53.305	41.138	241.1	53:09.150
23	1	2:17.413	39.247	56.663	41.503	210.9	55:26.563
24	1	2:27.829	39.411	57.510	50.908	223.1	57:54.392
25	1	2:42.841	45.892	1:07.574	49.375	189.5	1:00:37.233

59 Porsche 911 Carrera RSR 3.0 1974
1.Jean-Louis BONNET — GT1

Lap	D	Time	Sector 1	Sector 2	Sector 3	T. Spd	Elapsed
1	1	2:49.564	53.046	1:07.942	48.576		2:49.564
2	1	2:30.583	45.691	1:00.127	44.765	185.6	5:20.147
3	1	2:31.085	44.058	1:00.660	46.367	204.9	7:51.232
4	1	2:31.124	45.148	1:01.215	44.761	202.2	10:22.356
5	1	2:31.826	44.001	1:01.897	45.928	207.7	12:54.182
6	1	2:29.682	43.827	1:00.636	45.219	197.1	15:23.864
7	1	2:31.415	44.063	1:00.610	46.742	202.2	17:55.279
8	1	2:31.214	44.297	1:00.383	46.534	202.2	20:26.493
9	1	2:28.272	42.605	58.279	47.388	194.2	22:54.765
10	1	2:31.654	43.478	1:02.069	46.107	197.1	25:26.419
11	1	2:45.595 B	44.280	1:03.365	57.950	193.5	28:12.014
12	1	4:51.801	3:06.315	1:00.266	45.220	109.3	33:03.815
13	1	2:30.767	43.292	59.339	48.136	201.5	35:34.582
14	1	2:29.950	44.096	1:00.520	45.334	190.1	38:04.532
15	1	2:30.393	43.875	1:00.825	45.693	196.4	40:34.925
16	1	2:30.505	43.177	1:01.837	45.491	201.9	43:05.430
17	1	2:29.390	43.937	59.936	45.517	202.2	45:34.820
18	1	2:29.028	43.298	1:00.293	45.437	199.3	48:03.848
19	1	2:27.009	42.617	59.638	44.754	197.8	50:30.857
20	1	2:30.134	42.287	1:02.230	45.617	201.1	53:00.991
21	1	2:32.555	44.072	1:02.077	46.406	190.8	55:33.546
22	1	2:36.017	43.860	1:02.154	50.003	194.6	58:09.563

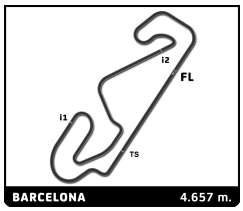

CLASSIC ENDURANCE RACING 1
ESPÍRITU DE MONTJUÏC
RACE

Sector Analysis

Lap under Red Flag | ~~Invalidated Lap~~ | Personal Best | Session Best | **B** Crossing the pit lane

Lap	D	Time	Sector 1	Sector 2	Sector 3	T. Spd	Elapsed
23	1	2:44.670	48.441	1:06.436	49.793	165.1	1:00:54.233

61 Lola T70 Mk.3B 1970
1.Jim NORMAN — P+2L

Lap	D	Time	Sector 1	Sector 2	Sector 3	T. Spd	Elapsed
1	1	2:13.858	40.967	53.611	39.280		2:13.858
2	1	2:11.439	37.722	53.634	40.083	246.6	4:25.297
3	1	2:11.902	37.483	54.690	39.729	254.7	6:37.199
4	1	2:10.900	37.388	53.261	40.251	258.4	8:48.099
5	1	2:10.535	37.593	53.441	39.501	250.6	10:58.634
6	1	2:12.237	37.837	54.179	40.221	255.9	13:10.871
7	1	2:14.903	38.122	55.148	41.633	247.7	15:25.774
8	1	2:10.041	38.195	52.765	39.081	251.2	17:35.815
9	1	2:10.903	38.667	53.115	39.121	254.7	19:46.718
10	1	2:09.208	37.494	53.281	38.433	247.7	21:55.926
11	1	2:05.959	36.358	51.419	38.182	262.8	24:01.885
12	1	2:05.252	36.367	50.872	38.013	250.6	26:07.137
13	1	2:19.615 **B**	36.376	51.431	51.808	243.8	28:26.752
14	1	4:29.492	2:59.017	51.765	38.710	169.8	32:56.244
15	1	2:06.010	35.940	50.603	39.467	257.1	35:02.254
16	1	2:06.926	36.145	51.060	39.721	260.2	37:09.180
17	1	2:05.594	36.143	50.911	38.540	254.7	39:14.774
18	1	2:05.164	36.261	50.956	37.947	263.4	41:19.938
19	1	2:05.856	36.219	51.241	38.396	261.5	43:25.794
20	1	2:05.096	36.252	50.626	38.218	242.2	45:30.890
21	1	2:05.432	35.850	51.706	37.876	262.8	47:36.322
22	1	2:04.459	35.514	50.482	38.463	260.9	49:40.781
23	1	2:04.675	35.933	50.042	38.700	244.3	51:45.456
24	1	2:07.734	36.298	51.807	39.629	250.0	53:53.190
25	1	2:07.682	35.955	51.583	40.144	260.2	56:00.872
26	1	2:18.559	37.860	55.021	45.678	220.0	58:19.431
27	1	2:32.004	42.532	1:02.419	47.053	210.9	1:00:51.435

63 Chevron B8 1968
1.Rory JACK — P-2L

Lap	D	Time	Sector 1	Sector 2	Sector 3	T. Spd	Elapsed
1	1	2:24.145	44.323	57.932	41.890		2:24.145
2	1	2:15.844	39.303	55.997	40.544	226.9	4:39.989
3	1	2:16.300	40.281	55.658	40.361	226.4	6:56.289
4	1	2:13.262	38.535	54.603	40.124	224.1	9:09.551
5	1	2:11.114	38.143	54.165	38.806	225.0	11:20.665
6	1	2:12.033	38.059	54.201	39.773	224.1	13:32.698
7	1	2:11.953	38.054	54.657	39.242	228.8	15:44.651
8	1	2:17.083	41.457	55.141	40.485	222.7	18:01.734
9	1	2:16.408	39.423	57.160	39.825	226.4	20:18.142
10	1	2:13.311	38.224	55.198	39.889	222.7	22:31.453
11	1	2:12.908	38.969	54.046	39.893	225.9	24:44.361
12	1	2:10.912	38.147	52.941	39.824	227.4	26:55.273
13	1	2:12.334	38.350	54.106	39.878	220.9	29:07.607
14	1	2:23.621 **B**	38.574	54.224	50.823	220.9	31:31.228
15	1	4:38.905	3:03.025	55.047	40.833	143.4	36:10.133
16	1	2:12.718	39.069	53.673	39.976	225.9	38:22.851
17	1	2:10.421	37.884	52.989	39.548	225.0	40:33.272
18	1	2:09.531	37.806	52.251	39.474	224.1	42:42.803
19	1	2:08.605	37.451	52.391	38.763	226.9	44:51.408
20	1	2:07.470	37.150	51.519	38.801	224.5	46:58.878
21	1	2:07.218	36.474	52.183	38.561	230.8	49:06.096
22	1	2:07.505	36.938	51.685	38.882	224.5	51:13.601
23	1	2:09.320	36.989	52.842	39.489	226.9	53:22.921
24	1	2:08.282	37.399	51.495	39.388	224.5	55:31.203
25	1	2:20.757	38.621	55.773	46.363	226.4	57:51.960
26	1	2:33.695	44.092	1:02.525	47.078	191.8	1:00:25.655

64 Ferrari 365 GTB/4 Competizione 1971
1.Paolo CAVALIERI — GT1

Lap	D	Time	Sector 1	Sector 2	Sector 3	T. Spd	Elapsed
1	1	2:56.240	58.289	1:08.203	49.748		2:56.240
2	1	2:35.224	46.017	1:02.994	46.213	182.4	5:31.464
3	1	2:31.485	43.563	1:01.886	46.036	198.9	8:02.949
4	1	2:30.199	42.780	1:01.373	46.046	198.9	10:33.148
5	1	2:29.221	43.429	1:00.468	45.324	185.9	13:02.369
6	1	2:26.737	42.175	1:00.236	44.326	203.4	15:29.106
7	1	2:28.945	43.761	1:00.472	44.712	190.8	17:58.051
8	1	2:27.250	42.214	59.969	45.067	203.4	20:25.301
9	1	2:23.138	41.348	58.630	43.160	213.0	22:48.439
10	1	2:22.619	41.207	58.963	42.449	213.9	25:11.058
11	1	2:22.115	40.418	57.178	44.519	210.1	27:33.173
12	1	2:19.853	40.565	57.395	41.893	206.5	29:53.026
13	1	2:29.926 **B**	40.921	54.990	54.015	213.4	32:22.952
14	1	4:37.951	3:02.036	55.489	40.426	135.3	37:00.903
15	1	2:12.589	38.544	54.018	40.027	235.3	39:13.492
16	1	2:13.498	39.317	53.696	40.485	224.5	41:26.990
17	1	2:14.565	38.609	55.511	40.445	230.8	43:41.555
18	1	2:14.674	40.017	53.626	41.031	225.5	45:56.229
19	1	2:12.777	38.659	53.484	40.634	215.1	48:09.006
20	1	2:12.935	38.770	53.011	41.154	213.4	50:21.941
21	1	2:15.374	38.219	55.265	41.890	213.4	52:37.315
22	1	2:18.084	39.754	54.848	43.482	198.2	54:55.399
23	1	2:24.506	39.219	55.437	49.850	206.9	57:19.905
24	1	2:45.744	47.537	1:06.550	51.657	159.3	1:00:05.649
25	1	2:56.976	50.582	1:10.669	55.725	156.7	1:03:02.625

71 Porsche 911 Carrera RS 3.0 1975
1.Annette ROLNER
2.Pierre-Alain THIBAUT — GT1

Lap	D	Time	Sector 1	Sector 2	Sector 3	T. Spd	Elapsed
1	2	2:39.285	50.006	1:03.778	45.501		2:39.285
2	2	2:24.543	41.788	59.528	43.227	222.7	5:03.828
3	2	2:18.485	40.295	55.923	42.267	226.4	7:22.313
4	2	2:15.582	39.238	55.337	41.007	225.9	9:37.895
5	2	2:17.765	39.600	56.531	41.634	226.9	11:55.660
6	2	2:17.630	39.435	55.773	42.422	222.2	14:13.290
7	2	2:15.185	39.173	55.096	40.916	226.9	16:28.475
8	2	2:13.039	39.104	54.197	39.738	225.9	18:41.514
9	2	2:13.850	38.649	54.645	40.556	226.9	20:55.364
10	2	2:12.463	39.558	53.472	39.433	225.9	23:07.827
11	2	~~2:11.548~~	38.017	53.751	~~39.780~~	230.3	25:19.375
12	2	2:12.568	38.781	53.657	40.130	226.9	27:31.943
13	2	2:28.665 **B**	39.296	53.685	55.684	219.5	30:00.608
14	1	6:09.488	4:28.061	57.108	44.319	125.3	36:10.096
15	1	2:21.501	41.980	56.844	42.677	200.4	38:31.597

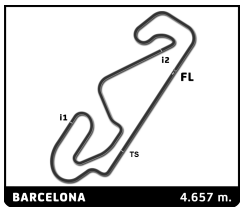

CLASSIC ENDURANCE RACING 1
ESPÍRITU DE MONTJUÏC
RACE

Sector Analysis

Lap under Red Flag | ~~Invalidated Lap~~ | Personal Best | Session Best | **B** Crossing the pit lane

Lap	D	Time	Sector 1	Sector 2	Sector 3	T. Spd	Elapsed
16	1	2:16.994	39.371	55.567	42.056	217.3	40:48.591
17	1	2:16.770	39.499	55.185	42.086	221.8	43:05.361
18	1	2:19.478	41.201	56.525	41.752	213.0	45:24.839
19	1	2:19.662	39.010	57.424	43.228	221.3	47:44.501
20	1	2:19.745	41.674	56.197	41.874	191.5	50:04.246
21	1	2:14.412	39.471	53.934	41.007	225.0	52:18.658
22	1	2:17.318	40.358	54.448	42.512	218.6	54:35.976
23	1	2:19.610	39.510	54.250	45.850	208.1	56:55.586
24	1	2:35.728	44.099	1:03.298	48.331	172.8	59:31.314
25	1	2:44.247	48.312	1:05.996	49.939	164.9	1:02:15.561

75 Chevron B16 1970
1.Ted TUPPEN — P-2L

Lap	D	Time	Sector 1	Sector 2	Sector 3	T. Spd	Elapsed
1	1	2:38.888	48.245	1:05.214	45.429		2:38.888
2	1	2:26.313	41.608	59.670	45.035	219.1	5:05.201
3	1	2:26.163	41.884	1:00.130	44.149	218.2	7:31.364
4	1	2:23.748	41.183	57.995	44.570	207.7	9:55.112
5	1	2:20.911	40.642	57.224	43.045	218.2	12:16.023
6	1	2:20.862	41.683	56.983	42.196	225.0	14:36.885
7	1	2:17.509	40.200	55.742	41.567	218.6	16:54.394
8	1	2:18.371	39.466	56.147	42.758	218.2	19:12.765
9	1	2:16.577	39.573	55.390	41.614	204.9	21:29.342
10	1	2:17.059	38.976	55.586	42.497	221.3	23:46.401
11	1	2:16.159	39.065	55.491	41.603	226.4	26:02.560
12	1	2:20.708	39.356	57.473	43.879	226.9	28:23.268
13	1	2:36.637 B	40.410	58.164	58.063	213.4	30:59.905
14	1	5:08.889	3:25.892	58.676	44.321	108.5	36:08.794
15	1	2:20.780	40.828	57.271	42.681	228.3	38:29.574
16	1	2:19.456	40.126	56.414	42.916	212.6	40:49.030
17	1	2:16.582	39.561	55.493	41.528	214.7	43:05.612
18	1	2:17.717	40.026	56.683	41.008	210.9	45:23.329
19	1	2:20.337	39.022	58.862	42.453	220.9	47:43.666
20	1	2:22.051	41.795	56.647	43.609	193.2	50:05.717
21	1	2:24.686	43.325	57.753	43.608	192.9	52:30.403
22	1	2:25.669	42.986	57.470	45.213	185.9	54:56.072
23	1	2:31.691	43.756	58.901	49.034	173.4	57:27.763
24	1	2:43.826	48.358	1:05.020	50.448	158.4	1:00:11.589
25	1	2:52.548	51.965	1:05.901	54.682	145.6	1:03:04.137

99 Lola T70 Mk.3 1967
1.Nick CHESTER — P+2L

Lap	D	Time	Sector 1	Sector 2	Sector 3	T. Spd	Elapsed
1	1	2:49.156	49.639	1:12.336	47.181		2:49.156
2	1	2:19.325	40.946	55.939	42.440	187.8	5:08.481
3	1	2:16.079	39.286	56.309	40.484	222.2	7:24.560
4	1	2:13.405	38.044	54.131	41.230	222.7	9:37.965
5	1	2:11.693	36.928	53.589	41.176	259.6	11:49.658
6	1	2:10.647	37.650	53.029	39.968	242.7	14:00.305
7	1	2:13.455	37.720	55.163	40.572	242.2	16:13.760
8	1	2:11.642	37.546	53.295	40.801	257.1	18:25.402
9	1	2:10.925	36.956	53.473	40.496	268.7	20:36.327
10	1	2:13.316	37.742	53.778	41.796	243.8	22:49.643
11	1	2:14.315	39.606	53.221	41.488	214.7	25:03.958
12	1	2:20.884 B	37.792	52.888	50.204	243.2	27:24.842
13	1	8:01.495	6:30.998	51.827	38.670	139.4	35:26.337
14	1	2:01.116	34.929	48.878	37.309	252.3	37:27.453
15	1	1:58.894	34.269	47.980	36.645	264.7	39:26.347
16	1	1:59.288	34.107	47.914	37.267	260.2	41:25.635
17	1	2:00.387	34.248	48.860	37.279	261.5	43:26.022
18	1	1:58.823	33.984	48.270	36.569	263.4	45:24.845
19	1	1:57.991	33.830	47.448	36.713	266.0	47:22.836
20	1	1:57.670	34.108	47.171	36.391	262.1	49:20.506
21	1	2:00.101	33.702	49.523	36.876	262.1	51:20.607
22	1	2:04.089	34.104	51.198	38.787	263.4	53:24.696
23	1	2:06.724	37.191	50.870	38.663	213.0	55:31.420
24	1	2:19.560	37.827	54.965	46.768	218.6	57:50.980
25	1	3:02.093	44.735	1:26.251	51.107	193.2	1:00:53.073

100 Chevron B19 1971
1.Charlie HYETT — P-2L

Lap	D	Time	Sector 1	Sector 2	Sector 3	T. Spd	Elapsed
1	1	2:16.806	40.848	56.287	39.671		2:16.806
2	1	2:13.180	38.151	56.016	39.013	226.9	4:29.986
3	1	2:08.617	37.475	53.882	37.260	234.8	6:38.603
4	1	2:07.912	36.520	53.185	38.207	236.8	8:46.515
5	1	2:01.532	35.351	50.966	35.215	235.3	10:48.047
6	1	2:02.145	35.181	51.224	35.740	237.4	12:50.192
7	1	2:00.582	34.899	50.732	34.951	237.4	14:50.774
8	1	2:01.950	34.446	50.931	36.573	238.4	16:52.724
9	1	1:58.580	34.192	48.890	35.498	236.8	18:51.304
10	1	1:59.128	35.488	49.036	34.604	243.2	20:50.432
11	1	1:59.429	34.442	48.757	36.230	242.7	22:49.861
12	1	1:56.718	34.822	47.368	34.528	240.5	24:46.579
13	1	1:58.159	34.457	49.254	34.448	240.5	26:44.738
14	1	1:54.531	33.493	46.384	34.654	242.2	28:39.269
15	1	2:05.168 B	33.581	47.630	43.957	237.9	30:44.437
16	1	4:23.389	3:01.830	46.429	35.130	151.3	35:07.826
17	1	2:09.785 B	33.790	47.550	48.445	238.4	37:17.611

114 Chevrolet Corvette C3 (C) 1971
1.Marc GODFROY — GT1

Lap	D	Time	Sector 1	Sector 2	Sector 3	T. Spd	Elapsed
1	1	2:51.013	54.019	1:08.945	48.049		2:51.013
2	1	2:35.494	46.227	1:04.126	45.141	166.2	5:26.507
3	1	2:26.849	42.123	1:00.567	44.159	203.0	7:53.356
4	1	2:24.646	42.656	58.936	43.054	211.8	10:18.002
5	1	2:23.617	40.979	59.409	43.229	198.5	12:41.619
6	1	2:20.837	40.919	58.038	41.880	209.7	15:02.456
7	1	2:15.675	38.950	55.708	41.017	220.4	17:18.131
8	1	2:14.839	39.540	54.473	40.826	220.9	19:32.970
9	1	2:13.523	38.065	54.964	40.494	228.3	21:46.493
10	1	2:11.246	37.826	53.480	39.940	226.4	23:57.739
11	1	2:11.926	37.271	54.759	39.896	229.8	26:09.665
12	1	2:11.741	37.191	53.701	40.849	235.3	28:21.406
13	1	2:14.770	38.539	54.738	41.493	215.6	30:36.176
14	1	2:23.985 B	39.013	54.010	50.962	218.6	33:00.161
15	1	4:34.456	3:01.600	53.475	39.381	162.4	37:34.617
16	1	2:12.365	38.325	53.012	41.028	208.5	39:46.982
17	1	2:10.620	38.407	52.701	39.512	230.8	41:57.602

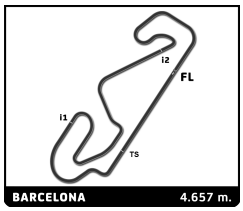

CLASSIC ENDURANCE RACING 1
ESPÍRITU DE MONTJUÏC
RACE

Sector Analysis

Lap under Red Flag | ~~Invalidated Lap~~ | Personal Best | Session Best | **B** Crossing the pit lane

Lap	D	Time	Sector 1	Sector 2	Sector 3	T. Spd	Elapsed
18	1	2:08.254	36.642	52.790	38.822	243.8	44:05.856
19	1	2:07.461	36.395	51.926	39.140	243.2	46:13.317
20	1	2:08.627	36.490	52.756	39.381	240.0	48:21.944
21	1	2:08.699	37.151	52.359	39.189	241.1	50:30.643
22	1	2:34.716 B	36.663	1:01.416	56.637	241.6	53:05.359

124 Lola T70 Mk.3B 1968
1.Emile BREITTMAYER — P+2L

Lap	D	Time	Sector 1	Sector 2	Sector 3	T. Spd	Elapsed
1	1	2:10.546	38.521	52.959	39.066		2:10.546
2	1	2:06.179	36.291	51.636	38.252	243.2	4:16.725
3	1	2:05.718	36.542	51.556	37.620	247.7	6:22.443
4	1	2:05.622	36.128	51.329	38.165	258.4	8:28.065
5	1	2:05.320	36.105	50.718	38.497	255.9	10:33.385
6	1	2:06.501	36.207	51.631	38.663	257.1	12:39.886
7	1	2:06.860	36.089	52.155	38.616	257.8	14:46.746
8	1	2:07.771	37.656	50.810	39.305	253.5	16:54.517
9	1	2:06.541	36.180	51.123	39.238	259.0	19:01.058
10	1	2:05.031	36.065	50.795	38.171	255.3	21:06.089
11	1	2:01.577	35.323	49.134	37.120	259.0	23:07.666
12	1	2:03.673	35.359	50.975	37.339	259.6	25:11.339
13	1	2:15.765 B	35.074	50.845	49.846	259.6	27:27.104
14	1	4:56.291	3:32.909	48.278	35.104	157.2	32:23.395
15	1	1:57.719	33.300	48.832	35.587	259.6	34:21.114
16	1	1:54.520	32.945	47.314	34.261	259.6	36:15.634
17	1	1:56.826	34.015	48.540	34.271	260.9	38:12.460
18	1	1:54.601	33.237	47.039	34.325	260.9	40:07.061
19	1	1:53.549	32.718	46.588	34.243	260.9	42:00.610
20	1	1:55.611	33.344	46.438	35.829	259.0	43:56.221
21	1	1:57.654	34.075	47.485	36.094	260.9	45:53.875
22	1	1:56.551	33.531	48.609	34.411	260.9	47:50.426
23	1	1:54.844	34.164	46.517	34.163	260.9	49:45.270
24	1	1:53.863	32.936	46.481	34.446	260.2	51:39.133
25	1	1:58.815	33.220	48.518	37.077	260.2	53:37.948
26	1	1:57.444	33.118	48.198	36.128	259.6	55:35.392
27	1	2:15.780	35.538	54.252	45.990	249.4	57:51.172
28	1	2:27.623	41.134	1:00.805	45.684	210.5	1:00:18.795

127 Lola T70 Mk.3 1969
1.David HINTON — P+2L

Lap	D	Time	Sector 1	Sector 2	Sector 3	T. Spd	Elapsed
1	1	2:24.430	43.893	57.263	43.274		2:24.430
2	1	2:17.381	39.991	56.350	41.040	215.6	4:41.811
3	1	2:17.204	39.339	56.404	41.461	207.3	6:59.015
4	1	2:11.841	38.550	54.227	39.064	233.8	9:10.856
5	1	2:10.763	37.322	54.038	39.403	225.5	11:21.619
6	1	2:11.781	38.129	54.118	39.534	220.4	13:33.400
7	1	2:11.500	38.562	53.650	39.288	224.1	15:44.900
8	1	2:11.897	38.141	54.141	39.615	223.1	17:56.797
9	1	2:09.500	37.598	52.577	39.325	223.6	20:06.297
10	1	2:08.425	36.906	52.721	38.798	226.9	22:14.722
11	1	2:09.438	36.998	52.438	40.002	241.6	24:24.160
12	1	2:09.238	37.144	52.379	39.715	236.3	26:33.398
13	1	2:07.838	37.241	51.514	39.083	225.9	28:41.236
14	1	2:24.487 B	36.778	52.547	55.162	220.4	31:05.723
15	1	4:31.923	2:59.745	53.387	38.791	161.2	35:37.646
16	1	2:04.273	36.216	50.536	37.521	241.1	37:41.919
17	1	2:06.270	36.299	51.128	38.843	237.4	39:48.189
18	1	2:04.882	36.063	50.745	38.074	237.4	41:53.071
19	1	2:04.466	35.824	50.345	38.297	241.6	43:57.537
20	1	2:05.083	35.888	51.406	37.789	244.3	46:02.620
21	1	2:03.613	35.473	50.121	38.019	245.5	48:06.233
22	1	2:04.924	36.041	49.971	38.912	247.7	50:11.157
23	1	2:04.110	35.716	50.581	37.813	240.0	52:15.267
24	1	2:05.044	35.726	51.445	37.873	242.7	54:20.311
25	1	2:07.627	35.430	50.014	42.183	247.7	56:27.938
26	1	2:23.801	39.198	59.686	44.917	205.3	58:51.739
27	1	2:50.247	59.092	1:03.478	47.677	198.2	1:01:41.986

163 Lola T70 Mk.3B 1967
1.Marc DEVIS
2.Mathias DEVIS — P+2L

Lap	D	Time	Sector 1	Sector 2	Sector 3	T. Spd	Elapsed
1	1	2:50.963	55.511	1:08.334	47.118		2:50.963
2	1	2:33.425	45.605	1:03.425	44.395	193.2	5:24.388
3	1	2:27.525	42.000	1:01.914	43.611	215.6	7:51.913
4	1	2:24.784	41.977	59.913	42.894	213.0	10:16.697
5	1	2:23.106	41.241	59.811	42.054	200.0	12:39.803
6	1	2:19.534	40.382	58.225	40.927	225.5	14:59.337
7	1	2:17.341	40.311	56.624	40.406	229.3	17:16.678
8	1	2:14.963	38.694	55.908	40.361	248.8	19:31.641
9	1	2:13.197	38.793	54.873	39.531	233.8	21:44.838
10	1	2:11.525	37.652	54.245	39.628	244.3	23:56.363
11	1	2:09.855	37.353	53.454	39.048	246.0	26:06.218
12	1	2:26.161 B	38.258	54.264	53.639	205.7	28:32.379
13	2	4:45.237	3:07.944	55.971	41.322	131.2	33:17.616
14	2	2:13.486	38.232	55.057	40.197	201.5	35:31.102
15	2	2:09.788	38.322	53.008	38.458	209.7	37:40.890
16	2	2:06.646	36.628	50.962	39.056	215.1	39:47.536
17	2	2:04.317	35.499	50.608	38.210	244.3	41:51.853
18	2	2:02.894	34.959	50.234	37.701	240.5	43:54.747
19	2	2:02.186	35.264	49.610	37.312	233.3	45:56.933
20	2	2:04.202	35.455	49.767	38.980	230.3	48:01.135
21	2	2:02.534	34.817	49.414	38.303	232.3	50:03.669
22	2	2:01.435	34.845	49.245	37.345	244.9	52:05.104
23	2	2:06.443	35.378	52.119	38.946	231.8	54:11.547
24	2	2:10.549	36.900	51.443	42.206	208.9	56:22.096
25	2	2:32.994	42.547	1:02.792	47.655	172.2	58:55.090
26	2	2:42.920	46.417	1:06.876	49.627	176.5	1:01:38.010

170 Lola T70 Mk.3B (C) 1969
1.Ross HYETT
2.Nick HYETT — P+2L

Lap	D	Time	Sector 1	Sector 2	Sector 3	T. Spd	Elapsed
1	1	2:30.656	46.253	1:01.506	42.897		2:30.656
2	1	4:06.864 B	1:25.190	1:21.934	1:19.740	225.5	6:37.520

906 Porsche 906 1966
1.David NOGAREDA ESTIVII — P-2L

Lap	D	Time	Sector 1	Sector 2	Sector 3	T. Spd	Elapsed
1	1	2:55.285	58.024	1:07.767	49.494		2:55.285
2	1	2:33.210	45.816	1:03.090	44.304	187.8	5:28.495
3	1	2:30.702	43.820	1:02.786	44.096	213.9	7:59.197

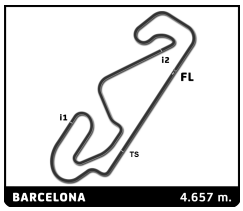

CLASSIC ENDURANCE RACING 1

ESPÍRITU DE MONTJUÏC

RACE

Sector Analysis

Lap under Red Flag | ~~Invalidated Lap~~ | Personal Best | Session Best | **B** Crossing the pit lane

Lap	D	Time	Sector 1	Sector 2	Sector 3	T. Spd	Elapsed	Lap	D	Time	Sector 1	Sector 2	Sector 3	T. Spd	Elapsed
4	1	2:29.073	43.210	1:00.948	44.915	212.6	10:28.270								
5	1	2:28.458	43.298	1:01.024	44.136	222.2	12:56.728								
6	1	2:24.951	42.829	59.822	42.300	224.5	15:21.679								
7	1	2:24.452	42.392	59.424	42.636	216.9	17:46.131								
8	1	2:25.775	41.366	1:01.274	43.135	229.8	20:11.906								
9	1	2:23.454	41.536	59.274	42.644	221.8	22:35.360								
10	1	2:16.928	40.625	55.376	40.927	226.4	24:52.288								
11	1	2:28.349 **B**	39.841	54.475	54.033	229.3	27:20.637								
12	1	4:39.569	3:04.020	55.189	40.360	139.4	32:00.206								
13	1	2:11.794	38.392	54.063	39.339	230.8	34:12.000								
14	1	2:09.410	38.330	52.765	38.315	233.8	36:21.410								
15	1	2:08.725	37.128	52.472	39.125	235.8	38:30.135								
16	1	2:08.259	37.645	51.998	38.616	232.8	40:38.394								