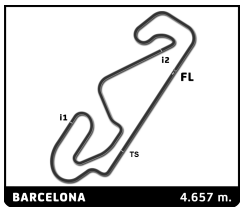

GROUP C RACING
ESPÍRITU DE MONTJUÏC
RACE 2

Sector Analysis

Lap under Red Flag | ~~Invalidated Lap~~ | Personal Best | Session Best | **B** Crossing the pit lane

7 — Porsche 962 C 1990 — C3a
1.Ivan VERCOUTERE
2.Ralf KELLENERS

Lap	D	Time	Sector 1	Sector 2	Sector 3	T. Spd	Elapsed
1	2	1:41.554	30.888	40.792	29.874		1:41.554
2	2	1:38.480	27.992	40.706	29.782	291.1	3:20.034
3	2	1:39.303	28.159	40.569	30.575	288.8	4:59.337
4	2	2:10.448	34.354	53.580	42.514	285.0	7:09.785
5	2	2:31.222 B	40.094	58.252	52.876	211.8	9:41.007
6	1	3:39.538	2:13.048	50.544	35.946	161.2	13:20.545
7	1	2:00.046	33.989	49.461	36.596	261.5	15:20.591
8	1	1:57.612	33.738	48.033	35.841	279.1	17:18.203
9	1	1:58.086	33.210	49.290	35.586	281.2	19:16.289
10	1	1:57.667	33.297	48.667	35.703	282.0	21:13.956
11	1	2:08.334 B	33.085	48.386	46.863	281.2	23:22.290
12	1	4:29.918	2:55.711	54.823	39.384	141.9	27:52.208
13	1	2:07.557	36.069	52.658	38.830	276.9	29:59.765
14	1	2:07.211	35.085	53.401	38.725	275.5	32:06.976
15	1	2:08.098	34.208	54.841	39.049	277.6	34:15.074
16	1	2:06.847	35.223	53.031	38.593	274.1	36:21.921
17	1	2:06.450	35.000	52.680	38.770	272.7	38:28.371
18	1	2:04.238	34.576	52.026	37.636	272.7	40:32.609
19	1	2:06.588	34.594	53.957	38.037	275.5	42:39.197
20	1	2:08.681	38.401	52.457	37.823	258.4	44:47.878
21	1	2:04.513	35.080	51.667	37.766	273.4	46:52.391

8 — Spice SE90C 1990 — C1a
1.Frank MOREL

Lap	D	Time	Sector 1	Sector 2	Sector 3	T. Spd	Elapsed
1	1	1:48.492	33.011	44.142	31.339		1:48.492
2	1	1:44.709	30.008	42.933	31.768	271.4	3:33.201
3	1	1:46.975	29.798	43.452	33.725	275.5	5:20.176
4	1	2:35.692	40.039	1:07.395	48.258	226.9	7:55.868
5	1	3:23.289 B	58.964	1:17.021	1:07.304	130.1	11:19.157

21 — March 85G 1985 — C1b
1.Georges CABANNE
2.Charly BOURACHOT

Lap	D	Time	Sector 1	Sector 2	Sector 3	T. Spd	Elapsed
1	1	2:01.060	37.301	48.255	35.504		2:01.060
2	1	1:56.461	33.615	47.424	35.422	262.1	3:57.521
3	1	2:37.316 B	33.656	50.361	1:13.299	260.2	6:34.837
4	1	4:35.032	2:52.772	58.916	43.344	108.1	11:09.869
5	1	2:19.449	40.770	56.725	41.954	217.7	13:29.318
6	1	2:19.873	40.346	56.482	43.045	205.7	15:49.191
7	1	2:19.975	39.109	57.316	43.550	226.4	18:09.166
8	1	2:20.887	40.531	57.448	42.908	226.4	20:30.053
9	1	2:20.350	39.833	57.190	43.327	226.9	22:50.403
10	1	2:34.550 B	40.695	58.169	55.686	220.4	25:24.953
11	2	4:46.539	3:07.788	57.544	41.207	139.5	30:11.492
12	2	2:16.736	39.711	56.260	40.765	225.5	32:28.228
13	2	2:15.997	38.319	55.758	41.920	230.8	34:44.225
14	2	2:15.644	38.666	56.046	40.932	221.3	36:59.869
15	2	2:14.796	38.320	55.088	41.388	231.8	39:14.665
16	2	2:38.669	38.690	1:15.716	44.263	225.0	41:53.334

27 — Nissan R90CK 1993 — C3a
1.James THORPE
2.Phil QUAIFE

Lap	D	Time	Sector 1	Sector 2	Sector 3	T. Spd	Elapsed
1	1	1:47.291	31.852	43.742	31.697		1:47.291
2	1	1:44.826	30.155	42.686	31.985	291.1	3:32.117
3	1	1:50.574	29.984	44.582	36.008	283.5	5:22.691
4	1	2:18.508	38.094	58.312	42.102	204.5	7:41.199
5	1	2:19.322	40.507	57.216	41.599	201.9	10:00.521
6	1	2:16.981	39.223	56.275	41.483	225.5	12:17.502
7	1	2:22.229	40.281	59.198	42.750	225.0	14:39.731
8	1	2:24.455	41.267	59.592	43.596	200.4	17:04.186
9	1	2:24.733	42.254	58.839	43.640	207.7	19:28.919
10	1	2:33.973 B	40.852	59.490	53.631	224.5	22:02.892
11	2	5:25.871	4:00.898	48.948	36.025	170.9	27:28.763
12	2	1:57.338	33.288	48.476	35.574	257.1	29:26.101
13	2	1:55.799	33.033	47.562	35.204	271.4	31:21.900
14	2	1:57.733	32.973	49.555	35.205	273.4	33:19.633
15	2	1:56.298	33.576	47.459	35.263	260.2	35:15.931
16	2	1:58.447	33.149	47.762	37.536	266.0	37:14.378
17	2	1:56.652	33.185	47.316	36.151	270.7	39:11.030
18	2	1:57.852	33.286	48.834	35.732	274.1	41:08.882
19	2	1:55.577	33.094	47.325	35.158	273.4	43:04.459
20	2	1:58.273	33.243	47.542	37.488	269.3	45:02.732
21	2	1:56.830	33.151	47.467	36.212	273.4	46:59.562

30 — Porsche 962 C 1992 — C3a
1.Lukas HALUSA

Lap	D	Time	Sector 1	Sector 2	Sector 3	T. Spd	Elapsed
1	1	1:47.783	32.277	43.807	31.699		1:47.783
2	1	1:45.228	29.987	42.603	32.638	274.8	3:33.011
3	1	1:44.728	29.585	42.081	33.062	275.5	5:17.739
4	1	2:26.124 B	36.614	58.213	51.297	226.9	7:43.863
5	1	3:18.255	1:48.970	51.168	38.117	155.4	11:02.118
6	1	2:00.380	34.292	49.546	36.542	251.7	13:02.498
7	1	2:00.234	33.882	49.025	37.327	259.6	15:02.732
8	1	2:03.043	33.905	49.173	39.965	256.5	17:05.775
9	1	2:00.862	35.109	48.779	36.974	242.7	19:06.637
10	1	1:59.263	33.809	48.899	36.555	257.8	21:05.900
11	1	1:58.356	33.558	48.630	36.168	257.8	23:04.256
12	1	2:11.710 B	34.474	49.832	47.404	254.1	25:15.966
13	1	4:27.113	3:00.422	49.358	37.333	162.9	29:43.079
14	1	1:59.135	33.941	48.823	36.371	257.8	31:42.214
15	1	1:59.999	34.343	49.019	36.637	260.2	33:42.213
16	1	1:59.725	33.696	50.066	35.963	259.0	35:41.938
17	1	1:59.025	33.945	48.940	36.140	255.9	37:40.963
18	1	1:57.736	33.336	48.528	35.872	259.0	39:38.699
19	1	1:57.765	33.200	48.447	36.118	260.2	41:36.464
20	1	1:59.325	33.576	48.936	36.813	258.4	43:35.789
21	1	1:58.047	33.639	48.571	35.837	259.0	45:33.836

31 — Mercedes-Benz C11 1990 — C1a
1.Kriton LENDOUDIS

Lap	D	Time	Sector 1	Sector 2	Sector 3	T. Spd	Elapsed
1	1	1:40.199	29.642	40.429	30.128		1:40.199
2	1	1:39.087	28.261	40.832	29.994	297.5	3:19.286

HISTORIC RACING
BY PETER AUTO

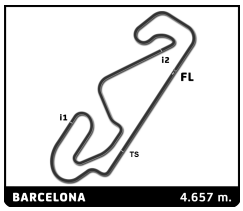

GROUP C RACING
ESPÍRITU DE MONTJUÏC
RACE 2

Sector Analysis

Lap under Red Flag | ~~Invalidated Lap~~ | Personal Best | Session Best | **B** Crossing the pit lane

Lap	D	Time	Sector 1	Sector 2	Sector 3	T. Spd	Elapsed
3	1	1:39.511	28.333	40.748	30.430	299.2	4:58.797
4	1	2:16.569 B	32.192	53.022	51.355	294.3	7:15.366
5	1	3:44.964	2:13.903	52.178	38.883	161.2	11:00.330
6	1	2:01.660	34.907	50.215	36.538	282.0	13:01.990
7	1	2:03.695	34.931	52.053	36.711	285.0	15:05.685
8	1	2:03.405	34.587	50.315	38.503	284.2	17:09.090
9	1	2:01.276	34.997	49.760	36.519	279.1	19:10.366
10	1	1:59.274	34.108	49.475	35.691	287.2	21:09.640
11	1	2:10.350 B	33.634	49.337	47.379	288.8	23:19.990
12	1	4:26.894	2:59.139	51.343	36.412	149.8	27:46.884
13	1	2:07.237	40.778	49.710	36.749	188.8	29:54.121
14	1	1:59.734	33.594	50.061	36.079	295.1	31:53.855
15	1	1:59.415	33.478	49.881	36.056	294.3	33:53.270
16	1	1:57.766	33.479	48.091	36.196	294.3	35:51.036
17	1	1:57.308	33.203	48.630	35.475	292.7	37:48.344
18	1	1:56.998	32.970	48.370	35.658	294.3	39:45.342
19	1	1:57.553	33.078	48.865	35.610	294.3	41:42.895
20	1	1:56.374	32.771	47.578	36.025	294.3	43:39.269
21	1	1:55.106	32.591	47.565	34.950	293.5	45:34.375

70 Tiga GC286 1986 — C2a
1.Jack FABBY
2.Jan MAGNUSSEN

Lap	D	Time	Sector 1	Sector 2	Sector 3	T. Spd	Elapsed
1	1	1:55.625	34.866	46.601	34.158		1:55.625
2	1	1:52.547	32.906	45.716	33.925	250.6	3:48.172
3	1	2:02.860	32.765	46.194	43.901	250.6	5:51.032
4	1	2:38.070 B	42.024	1:01.473	54.573	207.7	8:29.102
5	1	6:13.650	4:36.644	56.623	40.383	172.0	14:42.752
6	1	2:13.575	38.211	54.962	40.402	227.4	16:56.327
7	1	2:12.984	38.283	53.888	40.813	238.9	19:09.311
8	1	2:12.311	37.974	54.238	40.099	240.5	21:21.622
9	1	2:20.722 B	37.874	54.166	48.682	243.8	23:42.344
10	2	4:38.056	3:03.072	54.809	40.175	173.4	28:20.400
11	2	2:09.837	37.569	53.073	39.195	243.8	30:30.237
12	2	2:08.648	36.981	52.273	39.394	250.6	32:38.885
13	2	2:08.666	36.598	52.748	39.320	250.0	34:47.551
14	2	2:09.657	36.682	53.694	39.281	250.0	36:57.208
15	2	2:07.730	36.519	52.581	38.630	247.1	39:04.938
16	2	2:06.930	36.523	51.981	38.426	249.4	41:11.868
17	2	2:06.196	36.509	51.575	38.112	250.0	43:18.064
18	2	2:06.039	36.410	51.561	38.068	248.8	45:24.103
19	2	2:06.073	36.566	51.577	37.930	247.7	47:30.176

82 Porsche 962 C 1990 — C1a
1.Michel LECOURT
2.Raymond NARAC

Lap	D	Time	Sector 1	Sector 2	Sector 3	T. Spd	Elapsed
1	1	~~1:45.271~~	31.846	42.234	~~31.191~~		1:45.271
2	1	~~1:42.620~~	~~29.475~~	42.261	30.884	279.1	3:27.891
3	1	1:41.263	28.870	40.716	31.677	283.5	5:09.154
4	1	2:23.719	34.335	1:07.917	41.467	257.1	7:32.873
5	1	2:20.154	39.021	57.040	44.093	229.8	9:53.027
6	1	2:22.901	41.042	58.837	43.022	227.4	12:15.928
7	1	2:25.052	41.754	1:00.535	42.763	258.4	14:40.980
8	1	2:29.473	42.065	1:00.994	46.414	205.7	17:10.453
9	1	2:43.054 B	42.838	1:03.650	56.566	205.3	19:53.507
10	1	4:52.369	3:16.328	55.811	40.230	134.8	24:45.876
11	1	2:11.680	36.904	55.045	39.731	243.8	26:57.556
12	1	2:11.079	36.922	53.999	40.158	254.7	29:08.635
13	1	2:08.663	36.466	52.873	39.324	246.6	31:17.298
14	1	2:11.998	37.009	54.878	40.111	248.8	33:29.296
15	1	2:21.894	37.771	1:03.454	40.669	235.8	35:51.190
16	1	2:14.520	38.224	56.001	40.295	242.2	38:05.710
17	1	2:14.914	37.415	57.456	40.043	237.4	40:20.624
18	1	2:13.536	37.958	55.053	40.525	232.8	42:34.160
19	1	2:12.903	37.551	55.401	39.951	245.5	44:47.063
20	1	2:12.548	37.629	54.414	40.505	237.9	46:59.611

83 Nissan R90CP 1990 — C1a
1.Olivier GALANT

Lap	D	Time	Sector 1	Sector 2	Sector 3	T. Spd	Elapsed
1	1	1:44.893	31.433	42.310	31.150		1:44.893
2	1	1:43.664	29.722	43.087	30.855	286.5	3:28.557
3	1	1:41.585	29.078	41.094	31.413	290.3	5:10.142
4	1	2:16.403 B	34.483	53.448	48.472	238.9	7:26.545
5	1	4:24.148	2:57.548	50.583	36.017	146.1	11:50.693
6	1	1:58.313	33.925	48.824	35.564	278.4	13:49.006
7	1	1:59.024	33.939	48.590	36.495	281.2	15:48.030
8	1	1:56.982	33.585	47.820	35.577	282.0	17:45.012
9	1	1:58.482	33.223	48.786	36.473	281.2	19:43.494
10	1	2:00.031	33.704	49.685	36.642	279.8	21:43.525
11	1	2:08.437 B	33.971	48.635	45.831	280.5	23:51.962
12	1	4:24.445	2:56.598	51.065	36.782	154.3	28:16.407
13	1	1:57.120	33.200	48.263	35.657	281.2	30:13.527
14	1	1:58.982	34.016	48.451	36.515	285.7	32:12.509
15	1	1:57.792	33.577	48.448	35.767	282.7	34:10.301
16	1	1:56.032	32.874	47.714	35.444	282.0	36:06.333
17	1	1:57.641	33.178	47.884	36.579	282.7	38:03.974
18	1	1:57.380	33.889	47.767	35.724	273.4	40:01.354
19	1	1:55.708	32.913	47.404	35.391	282.7	41:57.062
20	1	1:55.810	32.815	47.698	35.297	282.7	43:52.872
21	1	1:57.068	33.228	48.202	35.638	283.5	45:49.940

107 Tiga GC289 1989 — C2a
1.Jean-Marie BRISARD
2.Sébastien BRISARD

Lap	D	Time	Sector 1	Sector 2	Sector 3	T. Spd	Elapsed
1	1	2:04.130	38.122	49.928	36.080		2:04.130
2	1	2:00.931	34.290	50.318	36.323	250.6	4:05.061
3	1	2:15.867	34.098	53.461	48.308	263.4	6:20.928
4	1	2:52.293 B	43.704	1:05.816	1:02.773	187.2	9:13.221
5	1	5:19.257	3:28.003	1:03.254	48.000	140.6	14:32.478
6	1	2:37.017	43.677	1:05.240	48.100	208.1	17:09.495
7	1	2:34.950	44.673	1:03.646	46.631	175.9	19:44.445
8	1	2:45.926 B	43.125	1:01.547	1:01.254	211.4	22:30.371
9	2	4:50.437	3:04.203	1:01.597	44.637	155.4	27:20.808
10	2	2:24.937	41.209	59.785	43.943	216.4	29:45.745
11	2	2:22.148	39.653	58.876	43.619	230.8	32:07.893
12	2	2:21.527	39.533	58.660	43.334	243.2	34:29.420
13	2	2:19.187	39.524	56.800	42.863	228.8	36:48.607
14	2	2:15.858	37.925	55.982	41.951	250.0	39:04.465
15	2	2:18.442	38.935	57.935	41.572	231.3	41:22.907

HISTORIC RACING
BY PETER AUTO

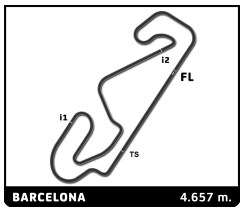

GROUP C RACING
ESPÍRITU DE MONTJUÏC
RACE 2

Sector Analysis

Lap under Red Flag | ~~Invalidated Lap~~ | Personal Best | Session Best | **B** Crossing the pit lane

Lap	D	Time	Sector 1	Sector 2	Sector 3	T. Spd	Elapsed
16	2	2:17.647	38.158	56.215	43.274	254.7	43:40.554
17	2	2:18.633	39.871	56.690	42.072	239.5	45:59.187

128 Spice SE90C 1990
1.Pierre-Loup BOCH — C2a

Lap	D	Time	Sector 1	Sector 2	Sector 3	T. Spd	Elapsed
1	1	1:59.804	34.708	50.532	34.564		1:59.804
2	1	1:50.411	31.836	45.591	32.984	255.9	3:50.215
3	1	2:23.322	31.119	45.966	1:06.237	260.2	6:13.537
4	1	2:31.119	40.937	1:02.867	47.315	213.0	8:44.656
5	1	2:45.925 B	44.951	1:03.017	57.957	193.9	11:30.581
6	1	5:38.722	3:54.448	59.644	44.630	121.3	17:09.303
7	1	2:18.584	38.521	57.859	42.204	232.3	19:27.887
8	1	2:14.663	36.948	54.921	42.794	243.8	21:42.550
9	1	2:12.919	37.883	53.748	41.288	219.1	23:55.469
10	1	2:25.048 B	37.294	53.988	53.766	247.1	26:20.517
11	1	4:44.616	3:07.363	55.440	41.813	164.6	31:05.133
12	1	2:12.157	37.583	53.931	40.643	246.6	33:17.290
13	1	2:14.020	37.697	54.377	41.946	250.6	35:31.310
14	1	2:15.233	37.120	54.648	43.465	247.7	37:46.543
15	1	2:13.784	38.499	54.056	41.229	218.6	40:00.327
16	1	2:11.869	37.718	53.241	40.910	238.9	42:12.196
17	1	2:14.245	37.532	55.264	41.449	244.9	44:26.441
18	1	2:16.512	38.831	55.727	41.954	248.8	46:42.953

181 Tiga GC287 1987
1.Andres JOSEPHSOHN — C2a

Lap	D	Time	Sector 1	Sector 2	Sector 3	T. Spd	Elapsed
1	1	2:00.662	35.969	48.755	35.938		2:00.662
2	1	1:58.155	33.477	49.012	35.666	269.3	3:58.817
3	1	2:13.440	33.199	50.806	49.435	266.7	6:12.257
4	1	2:30.962	41.282	1:02.771	46.909	229.3	8:43.219
5	1	2:45.193 B	44.837	1:03.332	57.024	217.7	11:28.412
6	1	4:43.827	2:58.488	1:01.767	43.572	132.7	16:12.239
7	1	2:21.863	40.158	58.493	43.212	247.1	18:34.102
8	1	2:32.976 B	40.165	58.834	53.977	240.5	21:07.078
9	1	4:50.136	3:06.781	59.963	43.392	149.4	25:57.214
10	1	2:21.833	40.190	58.414	43.229	237.4	28:19.047
11	1	2:32.601	39.740	1:09.220	43.641	241.1	30:51.648
12	1	2:22.618	40.850	58.569	43.199	226.4	33:14.266
13	1	2:23.660	40.937	59.820	42.903	230.3	35:37.926
14	1	2:23.351	41.193	59.548	42.610	222.2	38:01.277
15	1	2:21.474	40.813	58.634	42.027	226.4	40:22.751
16	1	2:22.983	40.889	58.786	43.308	221.8	42:45.734
17	1	2:21.900	40.850	58.093	42.957	225.0	45:07.634
18	1	2:20.427	40.514	57.244	42.669	212.6	47:28.061

185 Sthemo SMC2 1984
1.Christophe GADAIS
2.Romain BELLETESTE — C2b

Lap	D	Time	Sector 1	Sector 2	Sector 3	T. Spd	Elapsed
1	1	2:07.386	39.146	51.213	37.027		2:07.386
2	1	2:02.343	35.126	50.272	36.945	239.5	4:09.729
3	1	2:33.021 B	35.157	57.841	1:00.023	243.8	6:42.750
4	1	7:11.629	5:17.532	1:05.993	48.104	104.5	13:54.379
5	1	2:37.755	45.987	1:03.659	48.109	186.9	16:32.134
6	1	2:35.826	45.251	1:03.592	46.983	184.9	19:07.960
7	1	2:52.163 B	45.549	1:05.261	1:01.353	185.9	22:00.123
8	1	5:09.201	3:09.520	1:12.806	46.875	112.9	27:09.324
9	1	2:33.217	43.293	1:03.678	46.246	208.1	29:42.541
10	1	2:33.506	43.716	1:03.415	46.375	198.9	32:16.047
11	1	2:34.791	43.639	1:03.415	47.737	204.5	34:50.838
12	1	2:34.838	43.060	1:04.010	47.768	202.2	37:25.676
13	1	2:34.346	43.345	1:03.797	47.204	208.1	40:00.022
14	1	2:34.627	43.053	1:03.397	48.177	193.2	42:34.649
15	1	2:36.462	45.444	1:03.593	47.425	198.9	45:11.111
16	1	2:36.524	42.989	1:05.902	47.633	205.3	47:47.635

HISTORIC RACING
BY PETER AUTO