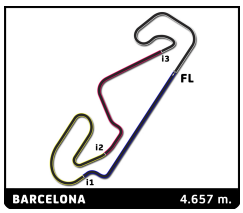

24 H MARTIMOTOS 2025

CIRCUIT DE BARCELONA-CATALUNYA

Qualifying Practice Yellow

Sector Analysis

__ Invalidated Lap Personal Best Session Best **B** Crossing the pit lane

3 — Kawasaki Català Aclam — Kawasaki EWC

1.Xavier ARTIGAS 3.Gabriel PONS
2.Julien PILOT 4.Daniel SÁEZ

Lap	R	Time	Sector 1	Sector 2	Sector 3	Kph	Elapsed
1	2	1:57.714	25.145	35.855	22.704	142.4	1:57.714
2	2	1:49.175	19.062	34.049	22.186	153.6	3:46.889
3	2	1:48.548	18.657	33.921	22.318	154.4	5:35.437
4	2	2:02.777 B	18.743	34.241	24.086	136.6	7:38.214
5	2	5:39.871	4:08.051	35.409	22.733	49.3	13:18.085
6	2	1:47.720	18.833	33.719	22.045	155.6	15:05.805
7	2	1:48.643	18.563	33.626	23.090	154.3	16:54.448
8	2	1:47.901	18.672	33.614	22.162	155.4	18:42.349
9	2	1:48.912	18.651	34.013	22.081	153.9	20:31.261
10	2	1:47.566	18.561	33.467	22.239	155.9	22:18.827
11	2	1:48.245	18.586	33.669	22.488	154.9	24:07.072
12	2	1:47.613	18.713	33.498	22.215	155.8	25:54.685
13	2	1:47.714	18.664	33.732	22.142	155.6	27:42.399
14	2	2:05.103 B	18.829	34.406	22.740	134.0	29:47.502

4 — TSB Endurance — Kawasaki Open SBK

1.Marc LÓPEZ 3.Domenc VENTURA
2.Àngel ARRIBAS 4.Lancelot UNISSART

Lap	R	Time	Sector 1	Sector 2	Sector 3	Kph	Elapsed
1	2	10:21.829	8:47.323	35.986	23.568	27.0	10:21.829
2	2	1:52.318	19.561	35.026	23.295	149.3	12:14.147
3	2	1:53.508	19.364	35.077	24.108	147.7	14:07.655
4	2	1:52.167	19.685	34.807	23.290	149.5	15:59.822
5	2	2:09.649 B	20.316	36.415	23.729	129.3	18:09.471

5 — Kiwi Team — Kawasaki SST 1000

1.Pavoux SEBASTIEN 3.Christophle LIONEL
2.Christophe TROSZCZYNSKI 4.Thierry JOASSARD

Lap	R	Time	Sector 1	Sector 2	Sector 3	Kph	Elapsed
1	2	2:34.046	48.871	40.337	26.401	108.8	2:34.046
2	2	2:02.716	21.583	38.548	25.131	136.6	4:36.762
3	2	2:16.426 B	21.657	38.538	25.667	122.9	6:53.188
4	2	3:12.325	1:31.287	38.387	25.344	87.2	10:05.513
5	2	2:01.498	20.770	38.936	25.098	138.0	12:07.011
6	2	2:00.672	21.070	37.862	25.146	138.9	14:07.683
7	2	1:59.992	20.972	37.547	24.679	139.7	16:07.675
8	2	1:59.642	20.978	37.381	24.569	140.1	18:07.317
9	2	2:28.415 B	20.909	38.520	26.119	113.0	20:35.732

7 — FRMoto — Yamaha EWC

1.Pedro RODRÍGUEZ 3.Doriano VIETTI-RAMUS
2.Daijiro SAKO 4.Daniel GONZÁLEZ

Lap	R	Time	Sector 1	Sector 2	Sector 3	Kph	Elapsed
1	2	1:52.764	21.317	35.574	22.545	148.7	1:52.764
2	2	1:48.581	18.603	33.832	22.058	154.4	3:41.345
3	2	1:48.885	18.453	33.625	22.667	154.0	5:30.230
4	2	1:59.621 B	18.542	33.709	22.734	140.2	7:29.851
5	2	9:24.324	7:52.971	34.801	23.071	29.7	16:54.175
6	2	1:47.778	18.427	33.887	22.198	155.6	18:41.953
7	2	1:47.727	18.395	33.854	22.190	155.6	20:29.680
8	2	1:47.162	18.361	33.619	22.104	156.4	22:16.842
9	2	1:48.696	18.363	33.725	23.067	154.2	24:05.538
10	2	1:47.770	18.644	33.704	22.204	155.6	25:53.308
11	2	2:07.416 B	19.068	35.092	23.496	131.6	28:00.724

8 — Team Bolliger Switzerland — Kawasaki EWC

1.Nico THÖNI 3.Álex TOLEDO
2.Pedro Nuno ROMERO 4.Jesper PELLIJEFF

Lap	R	Time	Sector 1	Sector 2	Sector 3	Kph	Elapsed
1	2	1:51.849	22.396	34.206	22.185	149.9	1:51.849
2	2	1:46.111	18.435	33.112	21.948	158.0	3:37.960
3	2	1:46.211	18.344	33.218	21.798	157.8	5:24.171
4	2	2:01.736 B	19.838	35.931	22.719	137.7	7:25.907
5	2	2:54.336	1:24.505	34.143	22.274	96.2	10:20.243
6	2	1:45.624	18.482	32.802	21.845	158.7	12:05.867
7	2	1:45.638	18.258	32.988	21.648	158.7	13:51.505
8	2	2:01.872 B	18.826	35.182	23.065	137.6	15:53.377

9 — CAP Endurance — Ducati SST 1000

1.Gino CASTINEL 3.Julien BALLESTER
2.Anthony BOIRA 4.Norian JANVIER

Lap	R	Time	Sector 1	Sector 2	Sector 3	Kph	Elapsed
1	2	2:46.446	1:07.832	37.458	24.653	100.7	2:46.446
2	2	1:54.728	20.463	35.677	23.750	146.1	4:41.174
3	2	1:53.221	19.577	35.267	23.456	148.1	6:34.395
4	2	1:55.803	19.548	35.327	25.844	144.8	8:30.198
5	2	1:56.076	19.775	35.094	23.602	144.4	10:26.274
6	2	1:53.582	19.583	35.746	23.544	147.6	12:19.856
7	2	1:53.735	19.744	35.520	23.622	147.4	14:13.591
8	2	1:53.382	19.546	35.091	23.480	147.9	16:06.973
9	2	1:55.563	20.189	35.394	23.584	145.1	18:02.536
10	2	1:53.610	19.615	35.161	23.355	147.6	19:56.146
11	2	2:20.369 B	20.417	38.261	24.758	119.4	22:16.515
12	2	3:23.594	1:48.701	35.710	23.508	82.3	25:40.109
13	2	1:52.614	19.455	34.995	23.377	148.9	27:32.723
14	2	1:52.925	19.502	35.178	23.380	148.5	29:25.648
15	2	2:17.326 B	20.229	38.289	25.435	122.1	31:42.974

11 — MV Racing Team — Kawasaki Open SBK

1.Jacky DEJOYE 3.Marc BUISSON
2.Yvon MANIFESTI 4.Matthieu LECLERC

Lap	R	Time	Sector 1	Sector 2	Sector 3	Kph	Elapsed
1	2	3:15.393	1:37.632	37.407	24.727	85.8	3:15.393
2	2	1:58.068	20.571	36.736	24.747	142.0	5:13.461
3	2	1:57.684	20.830	36.356	24.799	142.5	7:11.145
4	2	1:56.860	20.319	35.962	24.189	143.5	9:08.005
5	2	1:57.828	20.865	36.569	24.385	142.3	11:05.833
6	2	1:57.261	20.677	36.673	24.290	143.0	13:03.094
7	2	1:57.969	20.386	36.931	24.662	142.1	15:01.063
8	2	1:56.670	20.399	35.955	24.660	143.7	16:57.733
9	2	1:56.984	20.082	36.521	24.749	143.3	18:54.717
10	2	2:27.937 B	20.693	36.638	25.078	113.3	21:22.654

13 — FRT Endurance — Yamaha SST 1000

1.Julien BACCINI 3.Rémy SAMAMA
2.Maxime MERIOT 4.Djibril BAH

Lap	R	Time	Sector 1	Sector 2	Sector 3	Kph	Elapsed
1	2	4:40.438	3:02.549	37.715	24.183	59.8	4:40.438
2	2	1:55.395	19.860	35.517	24.247	145.3	6:35.833
3	2	1:53.932	19.982	35.071	23.885	147.2	8:29.765
4	2	1:53.073	19.620	34.972	23.518	148.3	10:22.838
5	2	2:07.649 B	19.963	36.209	24.399	131.3	12:30.487
6	2	4:05.667	2:27.657	37.620	24.330	68.2	16:36.154
7	2	1:53.612	19.915	35.216	23.618	147.6	18:29.766

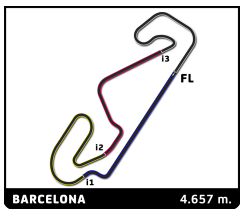

24 H MARTIMOTOS 2025

CIRCUIT DE BARCELONA-CATALUNYA

Qualifying Practice Yellow

Sector Analysis

__ Invalidated Lap Personal Best Session Best **B** Crossing the pit lane

Lap	R	Time	Sector 1	Sector 2	Sector 3	Kph	Elapsed
8	2	1:53.470	19.775	35.090	23.498	147.8	20:23.236
9	2	1:53.183	19.843	35.195	23.302	148.1	22:16.419
10	2	1:52.222	19.424	34.895	23.309	149.4	24:08.641
11	2	2:10.689 B	20.472	36.437	24.130	128.3	26:19.330

14 **Motos Actives Sport 14** — Yamaha SST 1000
1.Frederic PIGEON 3.Lola DELAUNÉ
2.Kévin BLANCHARD 4.Julien VALET

Lap	R	Time	Sector 1	Sector 2	Sector 3	Kph	Elapsed
1	2	3:08.461	1:32.587	36.738	23.845	89.0	3:08.461
2	2	1:55.172	19.986	36.010	24.113	145.6	5:03.633
3	2	1:55.042	19.979	36.161	23.724	145.7	6:58.675
4	2	1:54.050	19.851	35.720	23.400	147.0	8:52.725
5	2	1:54.509	19.655	35.992	23.687	146.4	10:47.234
6	2	1:53.814	19.733	35.693	23.512	147.3	12:41.048
7	2	1:54.471	19.887	35.610	24.151	146.5	14:35.519
8	2	2:05.049 B	19.870	35.791	23.956	134.1	16:40.568
9	2	6:41.728	5:06.643	36.757	23.451	41.7	23:22.296
10	2	1:52.779	19.736	35.397	23.466	148.7	25:15.075
11	2	1:52.895	19.538	34.962	23.663	148.5	27:07.970
12	2	1:54.678	20.037	36.184	23.791	146.2	29:02.648
13	2	2:08.988 B	19.780	35.754	23.441	130.0	31:11.636

19 **Bornes Racing Team 74** — Yamaha SST 1000
1.Adrien SUBLET 3.Lionel MANGIER
2.Julien DESBIOLLES 4.Tony LECLERE

Lap	R	Time	Sector 1	Sector 2	Sector 3	Kph	Elapsed
1	2	2:02.472	25.652	36.473	24.391	136.9	2:02.472
2	2	1:55.235	20.240	35.789	23.774	145.5	3:57.707
3	2	1:54.235	19.803	35.543	23.517	146.8	5:51.942
4	2	1:53.407	19.577	35.310	23.387	147.8	7:45.349
5	2	1:58.489	21.729	37.149	23.856	141.5	9:43.838
6	2	1:55.556	19.668	35.673	23.610	145.1	11:39.394
7	2	1:53.645	19.777	35.051	23.553	147.5	13:33.039
8	2	1:52.665	19.559	35.065	23.025	148.8	15:25.704
9	2	2:12.464 B	19.668	35.157	24.366	126.6	17:38.168

22 **KFERT** — Suzuki SST 1000
1.Adrien BONHOMME 3.Jean-Jacques BERTAUD
2.Kévin LUCAS 4.Antoine BELLARDIE

Lap	R	Time	Sector 1	Sector 2	Sector 3	Kph	Elapsed
1	2	2:39.591	1:02.239	36.658	24.357	105.1	2:39.591
2	2	1:57.164	20.838	35.803	23.886	143.1	4:36.755
3	2	1:55.261	20.278	35.634	23.833	145.5	6:32.016
4	2	1:53.901	19.945	35.225	23.353	147.2	8:25.917
5	2	1:53.697	19.816	35.300	23.560	147.5	10:19.614
6	2	1:52.781	19.658	34.827	23.524	148.7	12:12.395
7	2	1:52.908	19.926	34.931	23.343	148.5	14:05.303
8	2	1:52.495	19.911	34.784	23.193	149.0	15:57.798
9	2	1:52.871	19.882	34.884	23.523	148.5	17:50.669
10	2	1:52.185	19.891	34.780	23.155	149.4	19:42.854
11	2	1:52.976	19.891	34.768	23.502	148.4	21:35.830
12	2	2:11.512 B	20.214	35.672	25.294	127.5	23:47.342

23 **Més Competició** — Suzuki Open SBK
1.Javier LAYUNTA 3.Daniel CARRILLO
2.Álex LÓPEZ 4.Gianfrnaco ZUCCONI

Lap	R	Time	Sector 1	Sector 2	Sector 3	Kph	Elapsed
1	2	2:46.343	1:07.363	37.741	24.481	100.8	2:46.343
2	2	1:57.409	20.270	36.680	24.548	142.8	4:43.752
3	2	1:56.331	20.003	36.188	24.023	144.1	6:40.083
4	2	1:54.010	19.725	35.619	23.650	147.1	8:34.093
5	2	1:54.919	19.765	35.498	23.836	145.9	10:29.012
6	2	2:12.862 B	19.848	36.429	24.651	126.2	12:41.874
7	2	7:33.902	5:56.667	36.770	24.279	36.9	20:15.776
8	2	1:56.378	19.951	36.145	24.153	144.1	22:12.154
9	2	1:56.256	19.838	36.231	23.941	144.2	24:08.410
10	2	1:56.184	20.051	36.163	24.207	144.3	26:04.594
11	2	2:15.568 B	20.265	36.726	24.199	123.7	28:20.162

28 **Basomba Racing** — Yamaha SST 600
1.Wayne BOURGEAIS 3.André PIRÉS
2.Thibault BESSÉ 4.Anatole BAUPERE

Lap	R	Time	Sector 1	Sector 2	Sector 3	Kph	Elapsed
1	2	2:39.330	1:01.113	37.554	24.637	105.2	2:39.330
2	2	1:57.783	21.429	36.691	24.108	142.3	4:37.113
3	2	1:58.199	21.367	36.817	24.105	141.8	6:35.312
4	2	2:02.156	20.984	41.638	24.312	137.2	8:37.468
5	2	1:54.668	20.138	35.963	23.780	146.2	10:32.136
6	2	1:55.806	20.401	36.348	23.883	144.8	12:27.942
7	2	2:10.733 B	20.556	36.228	24.584	128.2	14:38.675

30 **Team GT Endurance Honda** — Honda SST 1000
1.Thomas GUILBOT 3.Charles AUBRIE
2.Adrien LOCK 4.Planchard GEOFFREY

Lap	R	Time	Sector 1	Sector 2	Sector 3	Kph	Elapsed
1	2	4:06.964	2:24.996	39.432	25.947	67.9	4:06.964
2	2	1:57.455	20.069	36.485	24.850	142.7	6:04.419
3	2	1:57.197	20.083	36.257	24.753	143.1	8:01.616
4	2	1:56.546	20.050	36.136	24.496	143.9	9:58.162
5	2	1:56.354	20.125	36.381	24.333	144.1	11:54.516
6	2	2:19.447 B	20.630	36.804	25.000	120.2	14:13.963

31 **2Fast-Motopassion** — Yamaha SST 1000
1.Florian MARTY 3.Antoine LE NET
2.Matthieu THIBAULT 4.Romain LASSAUSAIE

Lap	R	Time	Sector 1	Sector 2	Sector 3	Kph	Elapsed
1	2	2:56.831	1:24.327	35.044	23.207	94.8	2:56.831
2	2	1:50.515	19.418	34.129	23.082	151.7	4:47.346
3	2	1:51.538	19.413	34.138	23.791	150.3	6:38.884
4	2	1:50.958	19.135	33.993	23.250	151.1	8:29.842
5	2	1:50.944	19.215	34.439	23.167	151.1	10:20.786
6	2	1:49.536	19.202	34.041	22.694	153.1	12:10.322
7	2	1:50.139	19.234	34.582	22.719	152.2	14:00.461
8	2	1:49.345	19.234	34.058	22.656	153.3	15:49.806
9	2	1:48.949	19.043	33.907	22.591	153.9	17:38.755
10	2	2:03.265 B	19.440	34.114	22.978	136.0	19:42.020
11	2	3:06.802	1:35.672	34.525	22.833	89.7	22:48.822
12	2	1:49.315	19.134	33.992	22.706	153.4	24:38.137
13	2	1:49.121	19.117	33.917	22.659	153.6	26:27.258
14	2	1:48.928	18.957	33.831	22.670	153.9	28:16.186
15	2	2:00.501 B	19.157	34.854	23.315	139.1	30:16.687

33 **Nawak Racing Team** — Yamaha SST 1000
1.Rony SCHWARTZ 3.Sebastien LAUVERNIER
2.Quentin COMPAGNON 4.Nicolas CASAGRANDE

Lap	R	Time	Sector 1	Sector 2	Sector 3	Kph	Elapsed
1	2	2:02.090	24.936	36.933	24.411	137.3	2:02.090
2	2	1:56.265	20.401	36.193	24.129	144.2	3:58.355
3	2	1:55.733	20.116	35.998	24.393	144.9	5:54.088

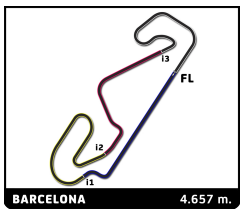

24 H MARTIMOTOS 2025

CIRCUIT DE BARCELONA-CATALUNYA

Qualifying Practice Yellow

Sector Analysis

__ Invalidated Lap Personal Best Session Best **B** Crossing the pit lane

34 — Guiracing Endurance — Suzuki SST 1000

1.Moran GUIRIEC 3.Joachim DELAFORCE
2.Jimmy OLLIVIER 4.Julien LENOBLE

Lap	R	Time	Sector 1	Sector 2	Sector 3	Kph	Elapsed
1	2	3:11.853	1:34.555	36.524	24.594	87.4	3:11.853
2	2	1:55.844	20.101	36.163	24.077	144.7	5:07.697
3	2	1:54.733	19.672	35.611	24.033	146.1	7:02.430
4	2	2:48.426 B	19.650	1:11.510	27.221	99.5	9:50.856
5	2	6:53.003	5:16.648	36.349	24.276	40.6	16:43.859
6	2	1:55.793	19.977	36.023	23.908	144.8	18:39.652
7	2	1:56.048	20.101	36.391	23.959	144.5	20:35.700
8	2	1:55.429	20.114	36.029	23.621	145.2	22:31.129
9	2	2:08.549 B	20.106	36.481	24.935	130.4	24:39.678

36 — Team 36 Institut Castellarnau — Kawasaki Open SBK

1.Iván ROMERO 3.Gastón GARCÍA
2.Marc GUILLAMET 4.Jordi POCORULL

Lap	R	Time	Sector 1	Sector 2	Sector 3	Kph	Elapsed
1	2	2:28.229	53.095	36.065	24.097	113.1	2:28.229
2	2	1:53.074	20.205	35.113	23.456	148.3	4:21.303
3	2	1:53.231	20.541	35.148	23.140	148.1	6:14.534
4	2	1:51.411	19.510	34.610	23.005	150.5	8:05.945
5	2	2:11.121 B	19.587	34.968	23.279	127.9	10:17.066

38 — LRC Racing Team — Kawasaki Open SBK

1.David ROGER 3.Guillaume LE ROUILLE
2.David COCHEME

Lap	R	Time	Sector 1	Sector 2	Sector 3	Kph	Elapsed
1	2	3:28.194	1:43.640	40.000	25.900	80.5	3:28.194
2	2	2:01.218	21.713	37.103	25.440	138.3	5:29.412
3	2	2:01.601	21.776	37.053	25.794	137.9	7:31.013
4	2	2:01.787	20.995	37.217	25.406	137.7	9:32.800
5	2	2:02.699	21.447	38.097	25.454	136.6	11:35.499
6	2	2:00.773	21.502	37.132	25.146	138.8	13:36.272
7	2	2:22.676 B	21.204	36.683	25.028	117.5	15:58.948
8	2	3:05.406	1:24.697	38.262	25.087	90.4	19:04.354
9	2	1:59.821	21.361	37.309	25.041	139.9	21:04.175
10	2	2:04.417	21.173	40.500	26.472	134.8	23:08.592
11	2	1:59.082	21.085	37.084	24.862	140.8	25:07.674
12	2	1:58.317	20.920	36.783	24.618	141.7	27:05.991
13	2	1:59.361	21.078	37.260	24.811	140.5	29:05.352
14	2	1:59.137	21.071	36.914	24.658	140.7	31:04.489

39 — Moto Pneumàtic BCN Endurance — Kawasaki Open SBK

1.David FERNANDO 3.Victor BUJ
2.Álex RODRÍGUEZ 4.Guerau SIMO

Lap	R	Time	Sector 1	Sector 2	Sector 3	Kph	Elapsed
1	2	4:20.803	2:40.526	38.361	24.805	64.3	4:20.803
2	2	1:58.862	20.900	37.223	24.030	141.0	6:19.665
3	2	1:56.829	20.172	36.353	24.170	143.5	8:16.494
4	2	1:56.446	19.988	36.317	24.164	144.0	10:12.940
5	2	1:57.188	20.259	36.859	24.011	143.1	12:10.128
6	2	2:08.614 B	21.133	37.157	24.558	130.4	14:18.742
7	2	3:49.367	2:10.258	38.157	24.497	73.1	18:08.109
8	2	1:58.649	20.467	36.711	23.891	141.3	20:06.758
9	2	1:55.545	19.948	36.054	23.804	145.1	22:02.303
10	2	1:55.253	19.712	36.131	23.743	145.5	23:57.556
11	2	1:55.637	20.063	35.989	23.879	145.0	25:53.193
12	2	1:59.796	21.720	37.507	24.239	139.9	27:52.989
13	2	1:55.215	19.779	35.901	23.796	145.5	29:48.204
14	2	1:55.072	19.881	35.969	23.519	145.7	31:43.276

41 — RAC41 — Honda SST 1000

1.Sebastien MALOT 3.Romain VERGNE
2.Thomas MALOT 4.Jean-Pierre DUFOUR

Lap	R	Time	Sector 1	Sector 2	Sector 3	Kph	Elapsed
1	2	2:07.687	26.985	37.351	26.696	131.3	2:07.687
2	2	1:55.484	20.013	35.876	24.036	145.2	4:03.171
3	2	1:54.725	19.673	35.902	23.784	146.1	5:57.896
4	2	2:13.697 B	19.524	36.154	24.337	125.4	8:11.593
5	2	8:21.487	6:45.098	36.512	24.118	33.4	16:33.080
6	2	1:54.409	19.578	35.762	23.709	146.5	18:27.489
7	2	1:53.503	19.389	35.461	23.555	147.7	20:20.992
8	2	1:52.962	19.408	35.404	23.466	148.4	22:13.954
9	2	1:52.996	19.237	35.352	23.655	148.4	24:06.950
10	2	2:12.500 B	22.688	36.948	24.565	126.5	26:19.450

42 — GRT 42 — Kawasaki SST 1000

1.Mathieu BOUILLE 3.Patrick ROCHE
2.Sebastien BENNOUAR 4.Robin VAN ADRICHEM

Lap	R	Time	Sector 1	Sector 2	Sector 3	Kph	Elapsed
1	2	3:25.732	1:43.841	39.066	25.964	81.5	3:25.732
2	2	1:59.418	20.815	36.953	25.362	140.4	5:25.150
3	2	2:18.477 B	22.239	40.521	26.194	121.1	7:43.627

45 — GMP Racing — Yamaha SST 600

1.Mikael GAY 3.Christophe WALTZ
2.Patrick GAY 4.Esteban GONZALEZ

Lap	R	Time	Sector 1	Sector 2	Sector 3	Kph	Elapsed
1	2	1:58.586	23.045	36.108	24.744	141.4	1:58.586
2	2	1:54.498	20.612	35.350	23.940	146.4	3:53.084
3	2	1:54.527	20.590	35.175	24.085	146.4	5:47.611
4	2	1:54.408	20.526	35.151	24.032	146.5	7:42.019
5	2	1:56.905	20.791	35.512	24.593	143.4	9:38.924
6	2	1:55.174	20.465	35.523	24.186	145.6	11:34.098
7	2	2:04.157 B	20.542	35.352	24.085	135.0	13:38.255

49 — Team Probike 49 — Kawasaki SST 1000

1.Olivier FROGER 3.Thierry LUAIS
2.Stéphane BAUDON 4.Bruno ROGER

Lap	R	Time	Sector 1	Sector 2	Sector 3	Kph	Elapsed
1	2	3:35.666	1:59.521	36.907	24.179	77.7	3:35.666
2	2	1:54.948	19.794	36.289	23.861	145.9	5:30.614
3	2	1:53.036	20.093	35.250	23.181	148.3	7:23.650
4	2	1:52.760	19.605	35.199	23.172	148.7	9:16.410
5	2	1:53.991	19.756	35.444	23.720	147.1	11:10.401
6	2	2:05.672 B	19.955	36.443	24.185	133.4	13:16.073

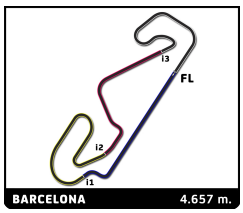

24 H MARTIMOTOS 2025

CIRCUIT DE BARCELONA-CATALUNYA

Qualifying Practice Yellow

Sector Analysis

__ Invalidated Lap Personal Best Session Best **B** Crossing the pit lane

50 — Bornes Racing Team 74 — Yamaha SST 1000

1.Stéphane GUICHON 2.Axel GUICHON 3.Hervé CHARVAUX 4.Franck PEREZ

Lap	R	Time	Sector 1	Sector 2	Sector 3	Kph	Elapsed
1	2	3:31.170	1:44.632	41.395	26.219	79.4	3:31.170
2	2	2:04.411	21.169	39.349	25.831	134.8	5:35.581
3	2	2:01.362	20.634	38.260	25.040	138.1	7:36.943
4	2	2:01.501	20.832	38.133	25.418	138.0	9:38.444
5	2	2:00.831	20.803	37.672	25.037	138.7	11:39.275
6	2	1:59.737	20.660	37.811	24.680	140.0	13:39.012
7	2	1:59.090	20.618	36.992	24.794	140.8	15:38.102
8	2	1:59.318	20.972	37.488	24.583	140.5	17:37.420
9	2	2:30.893 B	26.097	43.218	25.591	111.1	20:08.313

55 — Dream RT Martimotos — Honda SST 1000

1.Omar MARCET 2.Miquel VIÑOLA 3.Felix MORENO 4.Guillaume TASSO

Lap	R	Time	Sector 1	Sector 2	Sector 3	Kph	Elapsed
1	2	3:01.462	1:25.030	36.191	24.734	92.4	3:01.462
2	2	1:53.553	20.133	35.427	23.366	147.6	4:55.015
3	2	1:52.582	19.845	35.135	23.188	148.9	6:47.597
4	2	1:52.360	19.376	35.383	23.075	149.2	8:39.957
5	2	1:52.787	19.741	35.297	23.392	148.6	10:32.744
6	2	2:11.509 B	19.476	34.962	23.455	127.5	12:44.253

64 — SRTeam 3CMotos — Honda Open SBK

1.Jimmy SALLABERRY 2.Thomas WOLFARTH 3.Jean Edouard BACOT 4.Quentin SCHMIDT

Lap	R	Time	Sector 1	Sector 2	Sector 3	Kph	Elapsed
1	2	15:19.789	...	35.611	25.384	18.2	15:19.789
2	2	1:48.745	18.817	33.764	22.625	154.2	17:08.534
3	2	2:04.032 B	19.207	34.324	23.151	135.2	19:12.566

69 — Box69Racing - Marvea — Kawasaki Open SBK

1.Christian PALOMARES 2.Félix RODRÍGUEZ 3.Marc MIRALLES 4.Luís Miguel VERDUGO

Lap	R	Time	Sector 1	Sector 2	Sector 3	Kph	Elapsed
1	2	1:57.498	23.708	35.679	23.669	142.7	1:57.498
2	2	1:50.396	19.591	34.065	22.881	151.9	3:47.894
3	2	1:50.041	19.193	34.043	22.769	152.4	5:37.935
4	2	1:51.945	19.234	34.499	23.109	149.8	7:29.880
5	2	1:50.683	19.215	34.318	23.135	151.5	9:20.563
6	2	1:50.692	19.537	34.267	22.904	151.5	11:11.255
7	2	1:52.086	19.435	35.464	22.829	149.6	13:03.341
8	2	1:50.194	19.099	34.199	22.837	152.1	14:53.535
9	2	2:17.945 B	19.995	36.878	24.522	121.5	17:11.480

70 — Atlantic Racing Team — Honda SST 1000

1.Emmanuel BOUCHER 2.Jonathan PEREIRA 3.Jean François WASTIAUX 4.Aurelien CEBRON

Lap	R	Time	Sector 1	Sector 2	Sector 3	Kph	Elapsed
1	2	3:11.749	1:33.629	37.285	24.481	87.4	3:11.749
2	2	1:58.346	19.945	36.875	24.663	141.7	5:10.095
3	2	1:56.156	19.982	36.040	23.981	144.3	7:06.251
4	2	1:55.893	20.012	36.116	23.917	144.7	9:02.144
5	2	1:55.506	19.849	35.774	23.691	145.1	10:57.650
6	2	2:18.088 B	19.768	36.609	24.326	121.4	13:15.738

73 — Dyro Racing — Yamaha SST 600

1.Tatiana RODRÍGUEZ 2.Luisa CANTON 3.Marta TOMÀS 4.Xenia RODRÍGUEZ

Lap	R	Time	Sector 1	Sector 2	Sector 3	Kph	Elapsed
1	2	3:05.283	1:19.773	40.144	26.765	90.5	3:05.283
2	2	2:04.605	22.467	38.246	25.989	134.5	5:09.888
3	2	2:03.705	21.871	38.344	26.038	135.5	7:13.593
4	2	2:04.196	22.294	38.063	26.262	135.0	9:17.789
5	2	2:03.218	22.174	37.876	25.858	136.1	11:21.007
6	2	2:29.737 B	22.176	38.262	25.633	112.0	13:50.744
7	2	4:12.089	2:29.073	39.079	26.331	66.5	18:02.833
8	2	2:04.726	22.180	37.846	26.224	134.4	20:07.559
9	2	2:20.447 B	22.267	39.224	26.653	119.4	22:28.006

77 — Martimotos — Yamaha SST 600

1.Baptiste FELGEROLLS 2.Titouan TROADEC 3.Afonso VIVAS 4.Kilian TROADEC

Lap	R	Time	Sector 1	Sector 2	Sector 3	Kph	Elapsed
1	2	2:26.940	48.369	37.340	24.868	114.1	2:26.940
2	2	1:59.406	21.261	36.788	25.198	140.4	4:26.346
3	2	1:58.221	20.904	36.896	24.576	141.8	6:24.567
4	2	1:58.500	20.939	36.536	24.737	141.5	8:23.067
5	2	1:57.816	20.942	36.293	24.507	142.3	10:20.883
6	2	1:59.108	21.106	36.633	24.945	140.8	12:19.991
7	2	1:57.571	20.827	36.360	24.459	142.6	14:17.562
8	2	1:58.590	20.959	36.583	24.698	141.4	16:16.152
9	2	2:15.924 B	22.332	38.134	25.856	123.3	18:32.076
10	2	6:00.544	4:21.580	37.503	25.142	46.5	24:32.620
11	2	1:57.872	20.941	36.546	24.609	142.2	26:30.492
12	2	1:58.267	20.850	36.812	24.616	141.8	28:28.759
13	2	1:57.552	20.732	36.683	24.342	142.6	30:26.311

79 — BF Endurance Racing Sachsen — BMW SST 1000

1.Steffen FICKER 2.Maximilian SPITZER 3.Norman BLÜMEL 4.Andre KRÜGER

Lap	R	Time	Sector 1	Sector 2	Sector 3	Kph	Elapsed
1	2	3:31.231	1:53.925	36.619	24.574	79.4	3:31.231
2	2	1:54.953	19.954	35.833	23.718	145.8	5:26.184
3	2	1:54.735	20.148	35.701	23.616	146.1	7:20.919
4	2	1:54.075	19.904	35.537	23.688	147.0	9:14.994
5	2	1:52.998	19.600	35.469	23.187	148.4	11:07.992
6	2	1:55.883	19.683	36.114	24.323	144.7	13:03.875
7	2	1:54.693	19.937	36.178	23.462	146.2	14:58.568
8	2	1:53.056	19.721	35.418	23.280	148.3	16:51.624
9	2	1:54.063	19.597	36.219	23.398	147.0	18:45.687
10	2	1:53.273	19.523	35.575	23.243	148.0	20:38.960
11	2	1:53.265	19.547	35.367	23.543	148.0	22:32.225
12	2	1:55.300	19.624	35.990	24.542	145.4	24:27.525
13	2	1:53.433	19.798	35.436	23.296	147.8	26:20.958
14	2	1:53.199	19.617	35.499	23.327	148.1	28:14.157
15	2	1:52.442	19.500	35.320	23.121	149.1	30:06.599

81 — Martimotos — Yamaha SST 600

1.Julien LHONNEUR 2.Ali MEBARKI 3.Alexis SPECHT 4.Lucas MARGIER

Lap	R	Time	Sector 1	Sector 2	Sector 3	Kph	Elapsed
1	2	4:42.845	3:03.988	37.143	25.507	59.3	4:42.845
2	2	1:59.231	21.245	36.546	25.396	140.6	6:42.076
3	2	1:55.973	20.591	35.623	24.383	144.6	8:38.049

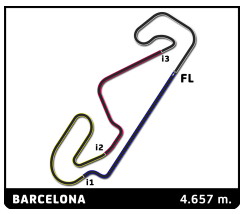

24 H MARTIMOTOS 2025

CIRCUIT DE BARCELONA-CATALUNYA

Qualifying Practice Yellow

Sector Analysis

__ Invalidated Lap Personal Best Session Best **B** Crossing the pit lane

Lap	R	Time	Sector 1	Sector 2	Sector 3	Kph	Elapsed
4	2	1:56.022	20.718	35.581	24.069	144.5	10:34.071
5	2	1:56.223	20.636	35.810	24.370	144.3	12:30.294
6	2	1:56.361	20.756	36.039	24.230	144.1	14:26.655
7	2	1:56.712	20.811	36.015	24.406	143.6	16:23.367
8	2	2:12.150 B	21.084	36.200	24.878	126.9	18:35.517
9	2	9:54.740	8:18.292	36.117	24.988	28.2	28:30.257
10	2	1:56.147	20.752	35.856	24.226	144.3	30:26.404

83 **Die Glorreichen Sieben** — Yamaha, SST 1000
1.Ralf UHLIG 2.Sven MENZEL 3.Max MENZEL 4.Frank UHLIG

Lap	R	Time	Sector 1	Sector 2	Sector 3	Kph	Elapsed
1	2	3:47.276	2:08.701	37.982	24.433	73.8	3:47.276
2	2	1:56.721	20.441	36.070	24.463	143.6	5:43.997
3	2	1:57.273	20.523	36.202	24.433	143.0	7:41.270
4	2	1:59.019	20.436	36.786	24.642	140.9	9:40.289
5	2	1:59.949	20.755	36.339	25.169	139.8	11:40.238
6	2	2:16.130 B	20.747	37.076	25.720	123.2	13:56.368

84 **Team Hulk** — BMW, SST 1000
1.Anthony DOS SANTOS 2.Francis PERRIER 3.Igor PEREIRA 4.Alexandre PERRIER

Lap	R	Time	Sector 1	Sector 2	Sector 3	Kph	Elapsed
1	2	3:16.725	1:38.486	37.440	24.864	85.2	3:16.725
2	2	1:57.789	20.594	36.289	24.550	142.3	5:14.514
3	2	1:57.779	20.645	36.232	24.358	142.3	7:12.293
4	2	1:57.261	20.801	36.479	24.098	143.0	9:09.554
5	2	1:56.917	20.454	35.975	23.884	143.4	11:06.471
6	2	1:57.258	20.276	36.725	24.390	143.0	13:03.729
7	2	1:56.553	20.336	36.754	24.363	143.8	15:00.282
8	2	1:55.830	20.624	35.917	24.031	144.7	16:56.112
9	2	2:26.568 B	20.714	36.874	25.495	114.4	19:22.680

86 **PitLane Endurance 86** — Yamaha, SST 1000
1.Maxim PELLIZOTTI 2.Enzo BOULOM 3.Menzli RUDY 4.Clement GRANZOTTO

Lap	R	Time	Sector 1	Sector 2	Sector 3	Kph	Elapsed
1	2	1:52.841	22.221	34.868	22.440	148.6	1:52.841
2	2	1:45.852	18.211	33.308	21.985	158.4	3:38.693
3	2	1:47.557	18.574	33.996	22.104	155.9	5:26.250
4	2	2:04.403 B	20.811	35.972	22.630	134.8	7:30.653

89 **EMRT** — Yamaha, Open SBK
1.Thierry Gilles CARLIN 2.Philippe VALAURI 3.Anthony MAZZOTI 4.Florent LACIEN

Lap	R	Time	Sector 1	Sector 2	Sector 3	Kph	Elapsed
1	2	3:03.157	1:26.800	36.632	24.309	91.5	3:03.157
2	2	1:54.099	20.269	35.590	23.739	146.9	4:57.256
3	2	1:53.695	20.207	35.166	23.521	147.5	6:50.951
4	2	1:53.749	19.698	35.540	23.631	147.4	8:44.700
5	2	1:53.240	19.961	35.216	23.509	148.1	10:37.940
6	2	1:53.585	19.942	35.416	23.419	147.6	12:31.525
7	2	2:06.697 B	19.894	35.817	24.481	132.3	14:38.222
8	2	6:52.898	5:17.057	36.699	23.909	40.6	21:31.120
9	2	1:54.289	20.070	35.550	23.694	146.7	23:25.409
10	2	1:55.244	20.130	36.088	24.005	145.5	25:20.653
11	2	1:55.744	19.818	36.940	23.973	144.8	27:16.397
12	2	1:54.933	19.892	35.680	23.866	145.9	29:11.330
13	2	2:08.709 B	20.166	35.559	23.982	130.3	31:20.039

92 **DLB Moto** — Yamaha, SST 1000
1.Ronan DELABROSSE 2.Aurelien MALTRAIT 3.Jason DELABROSSE

Lap	R	Time	Sector 1	Sector 2	Sector 3	Kph	Elapsed
1	2	2:02.959	26.803	36.520	24.486	136.3	2:02.959
2	2	1:55.505	20.194	36.040	23.898	145.1	3:58.464
3	2	1:53.685	19.507	35.465	23.737	147.5	5:52.149
4	2	1:54.676	19.936	35.665	23.947	146.2	7:46.825
5	2	1:53.838	19.867	35.412	23.854	147.3	9:40.663
6	2	1:56.367	19.824	36.623	24.648	144.1	11:37.030
7	2	1:56.394	20.074	36.688	24.141	144.0	13:33.424
8	2	1:53.404	19.838	35.330	23.473	147.8	15:26.828
9	2	1:53.919	19.965	35.257	23.830	147.2	17:20.747
10	2	1:53.912	19.960	35.416	23.844	147.2	19:14.659
11	2	1:53.738	19.860	35.265	24.022	147.4	21:08.397
12	2	1:53.734	19.727	35.197	23.864	147.4	23:02.131
13	2	1:53.566	19.848	35.570	23.542	147.6	24:55.697
14	2	1:53.785	19.852	35.323	23.715	147.3	26:49.482
15	2	1:53.761	19.682	35.478	23.870	147.4	28:43.243
16	2	2:03.387 B	19.696	35.559	23.568	135.9	30:46.630

93 **Team RB Racing** — Honda, SST 1000
1.Guillame CLOT 2.Eric SEVIGNE 3.Franck RODRIGUEZ 4.Kevin JOOS

Lap	R	Time	Sector 1	Sector 2	Sector 3	Kph	Elapsed
1	2	3:35.616	1:55.122	39.742	24.935	77.8	3:35.616
2	2	1:57.010	20.193	36.557	24.925	143.3	5:32.626
3	2	1:55.126	19.568	35.944	24.585	145.6	7:27.752
4	2	1:52.769	19.383	35.435	23.309	148.7	9:20.521
5	2	1:53.816	20.001	35.201	23.809	147.3	11:14.337
6	2	1:54.737	19.311	36.320	24.322	146.1	13:09.074
7	2	1:53.039	19.595	35.602	23.352	148.3	15:02.113
8	2	1:54.228	19.758	35.805	23.847	146.8	16:56.341
9	2	1:52.731	19.646	34.909	23.494	148.7	18:49.072
10	2	1:52.424	19.604	35.093	23.255	149.1	20:41.496
11	2	2:23.757 B	20.256	38.965	26.247	116.6	23:05.253

95 **Escuderia Èxit** — Yamaha, SST 600
1.Jeroni BASTÉ 2.Antonio ANGULO 3.Jean-Paul FRITSCH 4.Mario LITRAN

Lap	R	Time	Sector 1	Sector 2	Sector 3	Kph	Elapsed
1	2	12:27.345	...	39.217	25.610	22.4	12:27.345
2	2	2:01.618	21.756	37.820	25.340	137.9	14:28.963
3	2	1:59.279	21.310	36.804	24.907	140.6	16:28.242
4	2	1:59.356	21.386	36.751	24.905	140.5	18:27.598
5	2	2:18.251 B	21.279	37.163	26.924	121.3	20:45.849

98 **JN Compétition** — Kawasaki, SST 1000
1.Jules BLANC 2.Maxence CHACHUAT 3.Lylian FONTAINE 4.Cyril VAN RUMSTE

Lap	R	Time	Sector 1	Sector 2	Sector 3	Kph	Elapsed
1	2	2:43.001	59.779	40.845	25.157	102.9	2:43.001
2	2	1:55.309	19.861	36.128	23.959	145.4	4:38.310
3	2	1:54.057	20.495	35.601	23.314	147.0	6:32.367
4	2	1:51.490	19.348	34.780	23.011	150.4	8:23.857
5	2	1:52.178	19.087	34.985	23.039	149.5	10:16.035
6	2	1:54.155	19.421	37.291	23.114	146.9	12:10.190
7	2	1:54.676	19.214	35.680	23.426	146.2	14:04.866
8	2	1:51.255	19.124	34.758	22.993	150.7	15:56.121

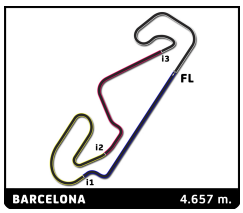

24 H MARTIMOTOS 2025

CIRCUIT DE BARCELONA-CATALUNYA

Qualifying Practice Yellow

Sector Analysis

__ Invalidated Lap Personal Best Session Best **B** Crossing the pit lane

99 — CMTRacing 99

1.Oliver MARECHAL
2.Viot JEREMY
3.Mickael BARADON
4.Cedric DELAUNAY

BMW
Open SBK

Lap	R	Time	Sector 1	Sector 2	Sector 3	Kph	Elapsed
1	2	8:13.994	6:35.538	36.925	24.995	33.9	8:13.994
2	2	1:55.765	20.079	36.094	24.027	144.8	10:09.759
3	2	2:15.370 B	20.446	36.713	24.919	123.8	12:25.129

210 — Team Grip Attack

1.Raphaël SIBOLDI
2.Quentin WISNIEWSKI
3.Raphaël MARTÍNEZ
4.Eddy GALVEZ

Honda
SST 1000

Lap	R	Time	Sector 1	Sector 2	Sector 3	Kph	Elapsed
1	2	2:10.093	34.074	36.330	24.553	128.9	2:10.093
2	2	1:51.378	19.435	34.859	23.171	150.5	4:01.471
3	2	1:50.907	18.980	34.151	23.162	151.2	5:52.378
4	2	1:50.825	19.423	34.492	22.990	151.3	7:43.203
5	2	1:52.058	19.276	34.905	23.351	149.6	9:35.261

224 — RN3 Yam

1.David FEVEREIRO
2.Thomas FUHRER
3.Fabien LAMBERT
4.Yoann BOURACHDENE

Yamaha
EWC

Lap	R	Time	Sector 1	Sector 2	Sector 3	Kph	Elapsed
1	2	2:49.231	1:14.473	36.026	23.579	99.1	2:49.231
2	2	1:53.055	19.775	34.969	23.706	148.3	4:42.286
3	2	1:53.661	19.715	35.232	23.867	147.5	6:35.947
4	2	1:52.933	19.476	34.973	23.631	148.5	8:28.880
5	2	1:53.378	19.852	35.051	23.690	147.9	10:22.258
6	2	2:02.001 B	20.146	35.678	23.238	137.4	12:24.259
7	2	2:49.371	1:16.434	35.064	23.170	99.0	15:13.630
8	2	1:52.781	20.135	34.896	23.196	148.7	17:06.411
9	2	1:52.523	20.050	34.827	23.223	149.0	18:58.934
10	2	1:51.995	19.589	34.687	23.425	149.7	20:50.929
11	2	2:00.209 B	19.393	34.399	22.907	139.5	22:51.138

232 — 2332 Racing

1.Thomas QUODBACH
2.Tonino SABIA
3.Jean-Michel PONCELET
4.Jonathan SAUTIF

Yamaha
SST 1000

Lap	R	Time	Sector 1	Sector 2	Sector 3	Kph	Elapsed
1	2	3:14.724	1:38.233	36.946	24.128	86.1	3:14.724
2	2	1:54.059	19.690	35.468	23.669	147.0	5:08.783
3	2	1:53.144	19.731	35.123	23.447	148.2	7:01.927
4	2	1:51.673	19.566	34.740	23.018	150.1	8:53.600
5	2	1:52.597	19.308	35.313	23.304	148.9	10:46.197
6	2	1:52.530	19.568	35.005	23.284	149.0	12:38.727
7	2	1:51.958	19.624	34.826	23.198	149.7	14:30.685
8	2	1:52.756	19.854	34.908	23.427	148.7	16:23.441
9	2	1:52.762	19.657	34.850	23.861	148.7	18:16.203
10	2	1:52.008	19.489	34.689	23.125	149.7	20:08.211
11	2	1:51.544	19.417	34.671	23.016	150.3	21:59.755
12	2	1:51.759	19.387	34.915	23.209	150.0	23:51.514
13	2	1:51.814	19.435	34.777	23.174	149.9	25:43.328
14	2	1:52.150	19.382	35.075	23.297	149.5	27:35.478
15	2	1:51.584	19.400	34.896	23.109	150.2	29:27.062
16	2	2:20.059 B	25.001	40.807	25.803	119.7	31:47.121

294 — JOJ Racing Team

1.Maurice MOUTON
2.Justus WEINKE
3.Michiel BURGER
4.Kylian NESTOLA

Kawasaki
EWC

Lap	R	Time	Sector 1	Sector 2	Sector 3	Kph	Elapsed
1	2	3:41.491	2:06.829	35.978	23.635	75.7	3:41.491
2	2	1:52.119	19.404	34.813	23.284	149.5	5:33.610
3	2	1:53.319	19.406	35.268	24.104	147.9	7:26.929
4	2	1:51.844	19.241	34.718	23.358	149.9	9:18.773
5	2	2:08.335 B	19.767	35.072	23.762	130.6	11:27.108
6	2	10:20.997	8:46.845	35.470	23.640	27.0	21:48.105
7	2	1:52.915	19.533	35.137	23.385	148.5	23:41.020
8	2	1:52.572	19.398	35.034	23.369	148.9	25:33.592
9	2	2:10.766 B	20.351	35.853	24.144	128.2	27:44.358