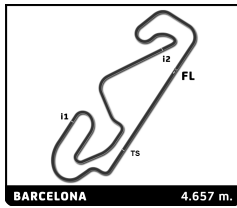


HERITAGE TOURING CUP 1 ESPÍRITU DE MONTJUÏC QUALIFYING

Sector Analysis

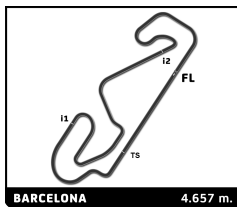
Lap under Red Flag							Invalidated Lap		Personal Best		Session Best		B Crossing the pit lane		
Lap	D	Time	Sector 1	Sector 2	Sector 3	T. Spd	Elapsed	Lap	D	Time	Sector 1	Sector 2	Sector 3	T. Spd	Elapsed
1 Ford Capri RS 3100 1975 1. Maxime GUENAT TC2							2	1	2:12.707	40.022	53.451	39.234	191.8	5:19.358	
1	1	2:23.411	51.023	55.671	36.717	111.9	2:23.411	3	1	2:06.068	37.859	50.390	37.819	212.2	7:25.426
2	1	1:53.514	34.032	45.539	33.943	247.7	4:16.925	4	1	2:34.963 B	37.925	58.889	58.149	213.4	10:00.389
3	1	1:52.790	33.735	45.299	33.756	247.1	6:09.715	5	1	4:54.294	2:47.026	1:21.753	45.515	84.5	14:54.683
4	1	1:52.391	33.373	45.185	33.833	249.4	8:02.106	6	1	2:04.887	37.685	49.822	37.380	208.9	16:59.570
5	1	2:40.079 B	34.054	1:09.452	56.573	250.6	10:42.185	7	1	2:04.113	37.079	49.878	37.156	210.9	19:03.683
6	1	6:22.621	5:01.282	46.801	34.538	144.2	17:04.806	8	1	2:03.447	36.855	49.527	37.065	225.0	21:07.130
7	1	1:53.888	33.814	45.821	34.253	248.3	18:58.694	9	1	2:27.106 B	39.273	54.145	53.688	218.2	23:34.236
8	1	1:53.510	33.836	45.597	34.077	250.6	20:52.204								
9	1	1:54.685	33.773	46.268	34.644	250.0	22:46.889								
10	1	2:05.364 B	34.324	46.019	45.021	247.7	24:52.253								
11	1	8:17.734	6:49.064	51.433	37.237	138.8	33:09.987								
12	1	2:14.248 B	37.153	49.401	47.694	191.5	35:24.235								
3 Ford Capri RS 3100 Cologne 1974 1. Maurizio BIANCO TC2 2. Michael KAMMERMANN							1	1	3:00.517	1:17.798	59.948	42.771	114.4	3:00.517	
1	2	2:40.888	1:07.389	53.442	40.057	111.5	2:40.888	2	1	2:09.222	39.177	51.584	38.461	189.8	5:09.739
2	2	2:04.933	37.250	48.626	39.057	197.1	4:45.821	3	1	2:07.528	38.325	50.947	38.256	206.9	7:17.267
3	2	1:57.602	35.020	47.181	35.401	234.8	6:43.423	4	1	2:12.252	37.822	51.886	42.544	218.6	9:29.519
4	2	1:57.666	34.249	47.238	36.179	243.8	8:41.089	5	1	2:58.841	51.824	1:11.701	55.316	125.1	12:28.360
5	2	3:16.581 B	56.462	1:15.311	1:04.808	102.4	11:57.670	6	1	2:56.182	1:08.859	1:09.247	38.076	86.6	15:24.542
6	2	4:55.889	3:28.577	48.325	38.987	156.7	16:53.559	7	1	2:05.822	37.533	50.440	37.849	216.9	17:30.364
7	2	1:57.296	34.991	47.017	35.288	240.0	18:50.855	8	1	2:05.226	37.419	50.169	37.638	217.7	19:35.590
8	2	1:56.929	34.761	46.658	35.510	243.8	20:47.784	9	1	2:30.833 B	38.095	54.208	58.530	211.4	22:06.423
9	2	2:19.972 B	34.786	50.697	54.489	237.9	23:07.756	10	1	4:23.999	2:55.206	50.819	37.974	152.3	26:30.422
10	1	3:37.082	2:08.991	50.915	37.176	160.7	26:44.838	11	1	2:05.197	37.358	50.264	37.575	221.8	28:35.619
11	1	2:00.430	35.629	48.469	36.332	230.8	28:45.268	12	1	2:04.162	37.159	49.536	37.467	223.1	30:39.781
12	1	1:58.727	35.125	47.492	36.110	234.8	30:43.995	13	1	2:06.936	36.923	50.903	39.110	222.2	32:46.717
13	1	2:14.290	35.272	59.859	39.159	239.5	32:58.285	14	1	3:13.026 B	52.812	1:13.033	1:07.181	125.9	35:59.743
14	1	2:21.178	35.455	1:05.194	40.529	239.5	35:19.463								
15	1	2:20.297 B	35.546	48.377	56.374	236.8	37:39.760								
10 Ford Escort RS 1600 1974 1. Peter VÖGELE TC2							1	1	2:41.145	53.879	1:02.619	44.647	123.3	2:41.145	
1	1	3:07.279	1:25.000	59.272	43.007	116.4	3:07.279	2	1	2:21.759	42.774	57.163	41.822	177.6	5:02.904
2	1	2:14.010	39.864	54.406	39.740	190.5	5:21.289	3	1	2:20.685	42.122	57.445	41.118	187.5	7:23.589
3	1	2:08.937	38.790	51.328	38.819	200.0	7:30.226	4	1	2:45.180 B	42.539	1:02.242	1:00.399	184.9	10:08.769
4	1	2:40.206 B	39.338	1:05.185	55.683	194.2	10:10.432	5	1	6:44.576	5:04.761	58.067	41.748	117.9	16:53.345
5	1	6:08.514	4:38.552	51.368	38.594	77.2	16:18.946	6	1	2:16.885	41.649	55.056	40.180	190.1	19:10.230
6	1	2:09.623	38.627	51.887	39.109	206.9	18:28.569	7	1	2:16.012	39.758	55.277	40.977	200.7	21:26.242
7	1	2:09.395	38.644	51.711	39.040	210.1	20:37.964	8	1	2:21.565	42.613	57.886	41.066	186.5	23:47.807
8	1	2:08.736	38.554	51.221	38.961	213.0	22:46.700	9	1	2:14.760	40.413	54.153	40.194	190.1	26:02.567
9	1	2:09.535	38.387	51.735	39.413	216.9	24:56.235	10	1	2:14.941	39.768	54.725	40.448	198.9	28:17.508
10	1	2:10.794	38.985	52.272	39.537	210.9	27:07.029	11	1	2:15.895	40.286	54.673	40.936	203.0	30:33.403
11	1	2:10.231	38.689	51.925	39.617	215.6	29:17.260	12	1	2:16.555	40.757	56.064	39.734	201.1	32:49.958
12	1	2:09.353	38.497	51.588	39.268	213.0	31:26.613	13	1	2:15.250	40.266	54.542	40.442	206.9	35:05.208
13	1	2:23.644 B	38.551	51.735	53.358	212.6	33:50.257	14	1	2:14.220	39.931	54.212	40.077	203.8	37:19.428
							15	1	2:12.536	39.483	53.547	39.506	208.5	39:31.964	
							16	1	2:12.321	39.078	53.800	39.443	209.7	41:44.285	
21 Ford Escort I RS 1600 1975 1. Jean-Luc BLANCHEMAIN TC2 2. Eric SECHAUD							1	2	3:00.155	1:15.727	1:01.391	43.037	118.9	3:00.155	
1	2	2:04.341	37.854	49.597	36.890	217.7	5:04.496	2	2	2:00.605	36.183	48.278	36.144	218.6	7:05.101
3	2	2:28.547 B	36.385	50.747	1:01.415	223.6	9:33.648	3	2	8:07.582	6:40.928	49.850	36.804	144.4	17:41.230
4	2	2:01.811	36.484	48.480	36.847	222.2	19:43.041	4	2	2:28.547 B	36.385	50.747	1:01.415	223.6	9:33.648
5	1	8:07.582	6:40.928	49.850	36.804	144.4	17:41.230	5	1	2:01.811	36.484	48.480	36.847	222.2	19:43.041
6	1	2:01.811	36.484	48.480	36.847	222.2	19:43.041								



HERITAGE TOURING CUP 1 ESPÍRITU DE MONTJUÏC QUALIFYING

Sector Analysis

Lap under Red Flag											Invalidated Lap	Personal Best	Session Best	B Crossing the pit lane	
Lap	D	Time	Sector 1	Sector 2	Sector 3	T. Spd	Elapsed	Lap	D	Time	Sector 1	Sector 2	Sector 3	T. Spd	Elapsed
34		BMW 3.0 CSL 1975				TC2									
		1.Olivier BREITTMAYER													
		2.Emile BREITTMAYER													
1	1	2:40.762	1:03.970	56.572	40.220	117.1	2:40.762	6	1	4:43.098	3:19.959	47.719	35.420	86.9	16:22.807
2	1	2:06.065	38.690	49.785	37.590	193.9	4:46.827	7	1	1:58.154	35.817	47.159	35.178	219.1	18:20.961
3	1	2:03.470	35.007	51.523	36.940	236.3	6:50.297	8	1	1:56.748	34.449	47.254	35.045	250.6	20:17.709
4	1	2:11.858 B	34.270	46.051	51.537	243.2	9:02.155	9	1	1:57.195	34.818	47.252	35.125	244.3	22:14.904
5	1	5:38.026	3:19.478	1:25.900	52.648	79.1	14:40.181	10	1	1:56.442	34.825	46.751	34.866	243.8	24:11.346
6	1	1:56.738	34.794	46.830	35.114	240.5	16:36.919	11	1	1:56.981	34.478	46.908	35.595	247.7	26:08.327
7	1	1:55.380	34.205	46.225	34.950	250.0	18:32.299	12	1	2:13.955 B	36.050	52.208	45.697	249.4	28:22.282
8	1	2:00.883	35.232	49.564	36.087	245.5	20:33.182	13	1	5:34.950	4:11.214	48.196	35.540	155.4	33:57.232
9	1	2:23.064 B	34.557	52.743	55.764	243.8	22:56.246	14	1	1:57.031	34.836	46.985	35.210	246.0	35:54.263
10	2	3:34.860	2:11.719	47.996	35.145	177.0	26:31.106	15	1	1:57.731	34.743	47.492	35.496	248.3	37:51.994
11	2	1:54.783	34.054	46.211	34.518	251.2	28:25.889	16	1	1:57.865	34.662	47.692	35.511	248.3	39:49.859
12	2	1:55.297	34.029	46.410	34.858	251.2	30:21.186	17	1	2:15.860 B	35.412	52.182	48.266	250.0	42:05.719
13	2	1:55.229	34.034	45.958	35.237	251.7	32:16.415								
14	2	1:54.229	33.764	45.827	34.638	254.7	34:10.644								
15	2	1:56.560	34.176			250.6	36:07.204								
16	2	1:55.340					38:02.544								
37		Ford Escort RS 1600 1972				TC2									
		1.Raphaël de BORMAN													
1	1	2:39.397	1:04.213	54.008	41.176	112.1	2:39.397	1	1	2:27.959	57.325	53.963	36.671	118.4	2:27.959
2	1	2:01.812	37.464	48.067	36.281	202.6	4:41.209	2	1	1:58.236	36.303	47.352	34.581	207.3	4:26.195
3	1	2:01.482	36.851	48.350	36.281	204.5	6:42.691	3	1	1:53.714	33.927	45.847	33.940	236.8	6:19.909
4	1	1:54.924						4	1	1:54.924	33.920	46.057	34.947	237.4	8:14.833
5	1	3:05.878 B	47.846	1:17.661	1:00.371	237.9	11:20.711	5	1	3:05.878 B	47.846	1:17.661	1:00.371	237.9	11:20.711
6	1	4:59.433	3:36.048	48.383	35.002	81.3	16:20.144	6	1	4:59.433	3:36.048	48.383	35.002	81.3	16:20.144
7	1	1:56.191	34.794	46.809	34.588	229.3	18:16.335	7	1	1:56.191	34.794	46.809	34.588	229.3	18:16.335
8	1	1:54.720	34.156	46.067	34.497	237.4	20:11.055	8	1	1:54.720	34.156	46.067	34.497	237.4	20:11.055
9	1	2:09.250 B	34.889	48.045	46.316	244.9	22:20.305	9	1	2:09.250 B	34.889	48.045	46.316	244.9	22:20.305
10	1	4:26.334	3:03.520	47.600	35.214	151.0	26:46.639	10	1	4:26.334	3:03.520	47.600	35.214	151.0	26:46.639
11	1	1:56.713	34.855	47.110	34.748	232.3	28:43.352	11	1	1:56.713	34.855	47.110	34.748	232.3	28:43.352
12	1	1:55.816	34.378	46.207	35.231	238.9	30:39.168	12	1	1:55.816	34.378	46.207	35.231	238.9	30:39.168
13	1	1:57.497	34.988	47.452	35.057	240.5	32:36.665	13	1	1:57.497	34.988	47.452	35.057	240.5	32:36.665
14	1	1:55.130	34.224	46.132	34.774	243.2	34:31.795	14	1	1:55.130	34.224	46.132	34.774	243.2	34:31.795
15	1	2:09.421 B	35.909	48.161	45.351	196.7	36:41.216	15	1	2:09.421 B	35.909	48.161	45.351	196.7	36:41.216
49		BMW 3.0 CSL 1975				TC2									
		1.Dominique GUENAT													
		2.Guillaume MAHE													
1	1	2:38.933	1:02.509	54.968	41.456	106.0	2:38.933	1	1	3:08.343	1:26.425	59.188	42.730	133.8	3:08.343
2	1	2:03.268	38.515	48.760	35.993	192.5	4:42.201	2	1	2:13.311	39.314	54.062	39.935	193.9	5:21.654
3	1	1:56.066	34.887	46.272	34.907	229.8	6:38.267	3	1	2:08.669	38.951	51.780	37.938	197.4	7:30.323
4	1	2:25.109 B	34.214	56.246	54.649	245.5	9:03.376	4	1	2:33.514 B	37.878	58.648	56.988	216.4	10:03.837
5	1	6:15.528	4:16.842	1:19.985	38.701	84.8	15:18.904	5	1	6:10.532	4:37.371	55.392	37.769	88.5	16:14.369
6	1	1:57.327	35.570	46.639	35.118	210.1	17:16.231	6	1	2:05.839	38.020	50.325	37.494	213.9	18:20.208
7	1	1:58.274	35.051	47.342	35.881	214.7	19:14.505	7	1	2:05.125	37.740	49.705	37.680	220.9	20:25.333
8	1	2:06.979 B	35.039	46.985	44.955	217.3	21:21.484	8	1	2:14.612 B	37.514	49.852	47.246	218.2	22:39.945
9	1	3:21.470	1:56.044	48.142	37.284	141.7	24:42.954	9	1	5:25.541	3:54.241	51.983	39.317	116.6	28:05.486
10	1	2:07.946 B	34.741	47.992	45.213	226.4	26:50.900	10	1	2:06.724	38.161	50.840	37.723	214.7	30:12.210
11	2	4:14.743	2:52.140	47.264	35.339	170.1	31:05.643	11	1	2:06.702	37.576	49.717	39.409	216.9	32:18.912
12	2	1:54.738	34.258	45.751	34.729	246.0	33:00.381	12	1	2:06.912	37.902	50.763	38.247	217.3	34:25.824
13	2	1:57.402	34.118	46.302	36.982	245.5	34:57.783	13	1	2:06.307	38.039	50.196	38.072	216.4	36:32.131
14	2	1:56.122	34.175	46.284	35.663	247.1	36:53.905	14	1	2:07.105	38.435	50.510	38.160	215.1	38:39.236
15	2	1:54.447	34.138	45.692	34.617	252.3	38:48.352	15	1	2:41.856 B	42.758	1:00.292	58.806	196.4	41:21.092
16	2	2:15.856 B	35.654	49.802	50.400	251.7	41:04.208								
52		Ford Capri RS 3100 Cologne 1973				TC2									
		1.Yves SCEMAMA													
1	1	2:26.765	54.530	54.845	37.390	128.7	2:26.765	1	1	2:34.597	52.622	59.566	42.409	116.9	2:34.597
2	1	2:00.496	37.034	47.852	35.610	207.3	4:27.261	2	1	2:17.970	43.778	56.857	37.335	177.0	4:52.567
3	1	1:56.849	35.039	46.723	35.087	222.2	6:24.110								
4	1	1:56.798	34.385	47.111	35.302	242.2	8:20.908								
5	1	3:18.801 B	50.883	1:23.691	1:04.227	222.2	11:39.709								
60		Ford Capri RS 3100 Cologne 1974				TC2									
		1.Armand MILLE													
1	1	2:27.959	57.325	53.963	36.671	118.4	2:27.959								
2	1	1:58.236	36.303	47.352	34.581	207.3	4:26.195								
3	1	1:53.714	33.927	45.847	33.940	236.8	6:19.909								
4	1	1:54.924	33.920	46.057	34.947	237.4	8:14.833								
5	1	3:05.878 B	47.846	1:17.661	1:00.371	237.9	11:20.711								
6	1	4:59.433	3:36.048	48.383	35.002	81.3	16:20.144								
7	1	1:56.191	34.794	46.809	34.588	229.3	18:16.335								
8	1	1:54.720	34.156	46.067	34.497	237.4	20:11.055								
9	1	2:09.250 B	34.889	48.045	46.316	244.9	22:20.305								
10	1	4:26.334	3:03.520	47.600	35.214	151.0	26:46.639								
11	1	1:56.713	34.855	47.110	34.748	232.3	28:43.352								
12	1	1:55.816	34.378	46.207	35.231	238.9	30:39.168								
13	1	1:57.497	34.988	47.452	35.057	240.5	32:36.665								
14	1	1:55.130	34.224	46.132	34.774	243.2	34:31.795								
15	1	2:09.421 B	35.909	48.161	45.351	196.7	36:41.216								
64		Ford Escort I RS 1600 1975				TC2									
		1.Hervé ORDIONI													
1	1	3:08.343	1:26.425	59.188	42.730	133.8	3:08.343								



HERITAGE TOURING CUP 1 ESPÍRITU DE MONTJUÏC QUALIFYING

BARCELONA 4.657 m. Sector Analysis

Lap under Red Flag Invalidated Lap Personal Best Session Best B Crossing the pit lane

Lap	D	Time	Sector 1	Sector 2	Sector 3	T. Spd	Elapsed	Lap	D	Time	Sector 1	Sector 2	Sector 3	T. Spd	Elapsed
3	1	2:00.988	35.799	48.590	36.599	227.4	6:53.555	8	1	2:22.504 B	38.995	51.990	51.519	206.5	23:02.350
4	1	2:19.941 B	36.691	49.210	54.040	221.8	9:13.496	9	2	4:34.922	3:01.058	54.671	39.193	145.7	27:37.272
5	2	5:39.647	3:32.608	1:21.459	45.580	81.1	14:53.143	10	2	2:10.925	39.360	53.070	38.495	202.6	29:48.197
6	2	2:01.973	37.441	48.503	36.029	211.4	16:55.116	11	2	2:24.870 B	39.825	52.428	52.617	196.4	32:13.067
7	2	2:01.275	36.799	48.332	36.144	222.2	18:56.391	12	2	6:32.795	5:00.843	53.003	38.949	143.4	38:45.862
8	2	2:01.168	36.486	48.611	36.071	225.5	20:57.559	13	2	2:54.671 B	39.633	1:10.605	1:04.433	204.5	41:40.533
9	2	2:00.048	36.161	47.835	36.052	225.9	22:57.607								
10	2	2:14.885 B	36.628	48.669	49.588	223.1	25:12.492								

73 BMW 3.5 CSL 1973 1. Matthew SANDERS TC2							
1	1	3:00.156	1:14.379	1:02.162	43.615	107.7	3:00.156
2	1	2:22.709	42.963	58.038	41.708	186.9	5:22.865
3	1	2:15.640	40.341	54.726	40.573	188.5	7:38.505
4	1	2:33.960 B	39.619	58.418	55.923	194.9	10:12.465
5	1	6:55.818	5:23.822	52.860	39.136	120.9	17:08.283
6	1	2:08.485	37.912	51.897	38.676	206.1	19:16.768
7	1	2:09.537	38.245	52.104	39.188	223.1	21:26.305

74 BMW 3.0 CSL 1975 1. LEO G. TC2							
1	1	2:27.290	56.003	54.234	37.053	117.9	2:27.290
2	1	1:58.738	35.641	47.616	35.481	209.3	4:26.028
3	1	1:57.810	35.026	46.961	35.823	200.4	6:23.838
4	1	2:04.883	35.165	48.997	40.721	206.9	8:28.721
5	1	3:22.290 B	55.628	1:19.016	1:07.646	94.0	11:51.011
6	1	4:01.026	2:33.683	51.670	35.673	62.6	15:52.037
7	1	1:56.233	34.859	46.453	34.921	226.9	17:48.270
8	1	1:54.922	34.166	46.054	34.702	239.5	19:43.192
9	1	2:16.518 B	34.442	48.070	54.006	240.0	21:59.710
10	1	6:38.448	5:14.970	47.965	35.513	147.1	28:38.158
11	1	2:07.744 B	34.252	46.297	47.195	237.4	30:45.902

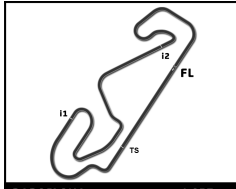
75 BMW 3.0 CSL 1974 1. Eric MESTDAGH TC2							
1	1	2:42.519	1:08.946	54.278	39.295	126.0	2:42.519
2	1	2:06.877	38.524	51.381	36.972	207.7	4:49.396
3	1	2:03.815	37.668	49.512	36.635	210.9	6:53.211
4	1	2:24.058 B	37.930	49.963	56.165	213.0	9:17.269
5	1	5:45.029	3:47.268	1:15.715	42.046	95.2	15:02.298
6	1	2:04.336	37.280	49.598	37.458	223.1	17:06.634
7	1	2:03.534	37.186	49.206	37.142	219.1	19:10.168
8	1	2:24.967 B	38.393	55.753	50.821	216.9	21:35.135

84 Alfa Romeo 1750 GTAm 1971 1. Jean-Franck RICCI 2. Mauro RICCI TC2							
1	1	3:08.026	1:25.536	59.310	43.180	139.9	3:08.026
2	1	2:20.494	40.901	58.101	41.492	188.5	5:28.520
3	1	2:11.239	39.457	51.862	39.920	203.8	7:39.759
4	1	2:38.836 B	40.334	1:01.474	57.028	202.2	10:18.595
5	1	6:01.911	4:31.619	51.831	38.461	87.2	16:20.506
6	1	2:09.198	38.627	51.843	38.728	207.7	18:29.704
7	1	2:10.142	39.077	52.313	38.752	206.1	20:39.846

97 Rover Vitesse 1983 1. Stephen KEATING INV							
1	1	3:24.007	1:40.121	1:01.859	42.027	124.6	3:24.007
2	1	2:15.620	41.940	54.530	39.150	183.4	5:39.627
3	1	2:28.776 B	40.403	53.212	55.161	201.9	8:08.403
4	1	5:13.101 B	2:34.369	1:23.702	1:15.030	76.7	13:21.504
5	1	3:58.654	2:24.957	54.419	39.278	139.2	17:20.158
6	1	2:10.882	39.545	52.514	38.823	202.6	19:31.040
7	1	2:25.920 B	39.072	52.017	54.831	206.5	21:56.960
8	1	7:19.210 B					29:16.170

100 Ford Escort I RS 1600 1975 1. Pierre-Alain FRANCE 2. Erwin FRANCE TC2							
1	1	3:00.985	1:19.258	58.951	42.776	128.9	3:00.985
2	1	2:09.298	39.291	51.405	38.602	205.3	5:10.283
3	1	2:07.555	38.175	51.320	38.060	217.3	7:17.838
4	1	2:35.627 B	37.871	57.422	1:00.334	219.5	9:53.465
5	1	7:12.017	5:42.115	51.214	38.688	119.6	17:05.482
6	1	2:08.401	38.205	51.295	38.901	218.2	19:13.883
7	1	2:07.558	38.089	51.346	38.123	210.9	21:21.441
8	1	2:08.099	37.740	52.113	38.246	216.9	23:29.540
9	1	2:09.152	38.503	51.784	38.865	213.9	25:38.692
10	1	2:07.084	38.042	50.878	38.164	213.9	27:45.776
11	1	2:06.920	37.885	50.821	38.214	212.2	29:52.696
12	1	2:06.505	38.119	49.992	38.394	213.4	31:59.201
13	1	2:06.772	38.124	50.571	38.077	210.9	34:05.973
14	1	2:06.618	37.827	50.873	37.918	213.9	36:12.591
15	1	2:07.677	38.335	51.052	38.290	214.7	38:20.268
16	1	2:07.790	38.261	50.886	38.643	213.0	40:28.058

138 BMW 3.0 CSL 1975 1. Franz WUNDERLICH TC2							
1	1	2:31.849	1:01.211	52.567	38.071	120.1	2:31.849
2	1	1:57.710	35.145	47.129	35.436	237.4	4:29.559
3	1	1:56.054	34.467	46.471	35.116	226.9	6:25.613
4	1	1:56.275	34.144	46.964	35.167	238.9	8:21.888
5	1	3:23.427 B	52.090	1:24.946	1:06.391	233.3	11:45.315
6	1	9:33.476	8:09.394	48.324	35.758	164.1	21:18.791
7	1	1:56.535	34.553	46.650	35.332	241.6	23:15.326
8	1	1:55.777	33.887	46.448	35.442	250.0	25:11.103
9	1	1:55.727	34.308	46.137	35.282	248.3	27:06.830
10	1	1:55.643	34.185	46.052	35.406	250.6	29:02.473
11	1	2:17.134 B	34.971	49.307	52.856	239.5	31:19.607
12	1	3:32.453	2:09.579	47.509	35.365	172.5	34:52.060
13	1	1:58.251	35.602	47.289	35.360	236.3	36:50.311
14	1	2:09.189 B	34.173	46.450	48.566	249.4	38:59.500



HERITAGE TOURING CUP 1 ESPÍRITU DE MONTJUÏC QUALIFYING

BARCELONA 4.657 m.

Sector Analysis

Lap under Red Flag Invalidated Lap Personal Best Session Best B Crossing the pit lane

Lap	D	Time	Sector 1	Sector 2	Sector 3	T. Spd	Elapsed	Lap	D	Time	Sector 1	Sector 2	Sector 3	T. Spd	Elapsed	
171		BMW 3.0 CSL 1977														TC2
		1. Robin GREENHALGH														
		2. Jerome GREENHALGH														
1	1	3:19.824	1:35.038	1:00.327	44.459	115.5	3:19.824									
2	1	2:41.531	45.913	1:04.634	50.984	182.7	6:01.355									
3	1	2:16.904	41.997	54.710	40.197	188.8	8:18.259									
4	1	3:16.233	52.651	1:22.792	1:00.790	204.9	11:34.492									
5	1	3:24.541	1:16.350	1:22.682	45.509	76.4	14:59.033									
6	1	2:13.138	41.237	52.992	38.909	206.5	17:12.171									
7	1	2:08.210	39.022	50.882	38.306	210.9	19:20.381									
8	1	2:14.879	41.915	54.092	38.872	207.7	21:35.260									
9	1	2:10.359	39.088	52.362	38.909	210.5	23:45.619									
10	1	2:07.804	38.808	50.942	38.054	206.1	25:53.423									
11	1	2:32.629	39.192	1:13.296	40.141	210.5	28:26.052									
12	1	2:08.083	39.084	50.917	38.082	206.1	30:34.135									
13	1	2:08.155	39.135	51.179	37.841	201.5	32:42.290									
14	1	2:07.607	39.039	50.633	37.935	209.7	34:49.897									
15	1	2:06.596	38.278	50.734	37.584	212.6	36:56.493									
16	1	2:05.953	37.993	50.412	37.548	214.3	39:02.446									
17	1	2:05.593	37.680	50.215	37.698	215.6	41:08.039									