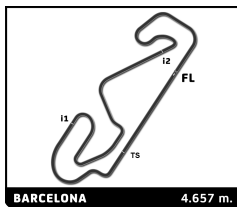


HERITAGE TOURING CUP 1 ESPÍRITU DE MONTJUÏC RACE

Sector Analysis

Lap under Red Flag											Invalidated Lap	Personal Best	Session Best	B Crossing the pit lane	
Lap	D	Time	Sector 1	Sector 2	Sector 3	T. Spd	Elapsed	Lap	D	Time	Sector 1	Sector 2	Sector 3	T. Spd	Elapsed
1		Ford Capri RS 3100 1975										TC2			
		1. Maxime GUENAT													
1	1	1:58.024	36.920	46.419	34.685		1:58.024	19	2	1:59.507	35.670	47.798	36.039	233.8	40:53.820
2	1	1:53.983	34.051	45.793	34.139	247.1	3:52.007	20	2	2:00.994	35.538	48.490	36.966	232.8	42:54.814
3	1	1:53.872	33.993	45.732	34.147	247.7	5:45.879	21	2	2:00.876	35.911	48.699	36.266	232.8	44:55.690
4	1	1:54.543	34.163	46.055	34.325	248.3	7:40.422	22	2	2:08.913	35.704	53.476	39.733	237.9	47:04.603
5	1	1:54.529	33.882	45.808	34.839	249.4	9:34.951	23	2	2:10.606	41.623	51.276	37.707	166.2	49:15.209
6	1	1:54.302	33.926	45.961	34.415	247.7	11:29.253	24	2	2:10.679	38.716	52.702	39.261	189.8	51:25.888
7	1	1:55.749	34.472	46.377	34.900	243.2	13:25.002	25	2	2:12.361	39.753	52.422	40.186	190.8	53:38.249
8	1	1:55.832	34.801	46.201	34.830	240.5	15:20.834	26	2	2:02.293	35.932	49.082	37.279	227.8	55:40.542
9	1	1:56.167	34.138	46.421	35.608	248.3	17:17.001	27	2	1:59.571	35.339	48.129	36.103	237.4	57:40.113
10	1	1:56.247	34.313	46.681	35.253	246.6	19:13.248	28	2	2:00.496	35.550	48.769	36.177	237.4	59:40.609
11	1	1:55.856	34.488	46.375	34.993	245.5	21:09.104	29	2	1:59.594	35.373	47.692	36.529	231.8	1:01:40.203
12	1	1:56.478	34.536	46.627	35.315	241.6	23:05.582								
13	1	1:57.250	34.505	47.473	35.272	245.5	25:02.832								
14	1	1:56.395	34.655	46.545	35.195	246.0	26:59.227								
15	1	1:55.903	34.090	46.600	35.213	252.9	28:55.130								
16	1	2:05.986 B	35.012	46.661	44.313	238.9	31:01.116								
17	1	4:16.812	2:54.829	46.858	35.125	175.6	35:17.928								
18	1	1:56.295	34.391	46.910	34.994	245.5	37:14.223								
19	1	1:55.654	34.328	46.395	34.931	248.8	39:09.877								
20	1	1:56.070	34.284	46.816	34.970	246.0	41:05.947								
21	1	1:56.695	34.646	46.971	35.078	247.7	43:02.642								
22	1	1:57.241	34.510	47.009	35.722	244.3	44:59.883								
23	1	2:15.871	34.592	58.603	42.676	246.6	47:15.754								
24	1	2:58.602	48.038	1:17.054	53.510	148.4	50:14.356								
25	1	3:09.363	1:00.944	1:14.960	53.459	107.6	53:23.719								
26	1	1:57.595	35.801	46.791	35.003	235.8	55:21.314								
27	1	1:55.876	34.608	46.465	34.803	246.6	57:17.190								
28	1	1:56.105	34.338	46.706	35.061	247.7	59:13.295								
29	1	1:56.130	34.248	46.859	35.023	247.7	1:01:09.425								
3		Ford Capri RS 3100 Cologne 1974										TC2			
		1. Maurizio BIANCO													
		2. Michael KAMMERMANN													
1	1	2:07.137	40.845	49.689	36.603		2:07.137								
2	1	2:01.856	36.763	48.780	36.313	203.8	4:08.993								
3	1	2:01.599	36.474	48.647	36.478	197.4	6:10.592								
4	1	1:59.855	35.712	48.091	36.052	224.1	8:10.447								
5	1	1:59.524	35.561	48.141	35.822	225.0	10:09.971								
6	1	2:00.312	35.785	47.940	36.587	226.9	12:10.283								
7	1	2:01.542	36.301	48.777	36.464	229.3	14:11.825								
8	1	2:01.029	36.206	48.630	36.193	214.7	16:12.854								
9	1	2:01.083	35.876	48.797	36.410	223.1	18:13.937								
10	1	1:59.781	35.651	48.073	36.057	228.8	20:13.718								
11	1	2:00.636	35.510	48.462	36.664	233.3	22:14.354								
12	1	2:00.662	35.743	48.342	36.577	228.3	24:15.016								
13	1	2:00.341	35.797	48.334	36.210	230.3	26:15.357								
14	1	2:00.584	35.747	48.234	36.603	238.4	28:15.941								
15	1	2:14.235 B	35.903	49.810	48.522	229.8	30:30.176								
16	2	4:25.554	3:00.865	48.450	36.239	177.0	34:55.730								
17	2	1:59.464	35.289	47.907	36.268	225.0	36:55.194								
18	2	1:59.119	35.309	47.637	36.173	235.8	38:54.313								
10		Ford Escort RS 1600 1974										TC2			
		1. Peter VÖGELE													
1	1	2:21.813	46.634	54.011	41.168		2:21.813								
2	1	2:11.868	39.048	52.723	40.097	211.8	4:33.681								
3	1	2:12.743	40.039	52.517	40.187	208.1	6:46.424								
4	1	2:11.469	39.382	52.330	39.757	206.1	8:57.893								
5	1	2:12.380	39.338	52.477	40.565	210.5	11:10.273								
6	1	2:12.365	39.696	52.821	39.848	206.9	13:22.638								
7	1	2:14.199	40.677	53.390	40.132	206.9	15:36.837								
8	1	2:13.742	39.493	54.546	39.703	204.2	17:50.579								
9	1	2:12.909	39.331	53.129	40.449	213.0	20:03.488								
10	1	2:12.958	39.307	52.994	40.657	210.5	22:16.446								
11	1	2:11.729	39.322	52.364	40.043	215.6	24:28.175								
12	1	2:12.014	39.483	52.660	39.871	213.9	26:40.189								
13	1	2:12.507	39.947	52.647	39.913	202.6	28:52.696								
14	1	2:23.547 B	40.733	52.735	50.079	209.3	31:16.243								
15	1	4:33.468	2:59.898	53.324	40.246	158.4	35:49.711								
16	1	2:13.937	40.915	53.142	39.880	208.5	38:03.648								
17	1	2:11.921	39.375	52.582	39.964	204.2	40:15.569								
18	1	2:11.930	39.330	52.444	40.156	211.8	42:27.499								
19	1	2:12.621	39.645	52.639	40.337	202.6	44:40.120								
20	1	2:14.959	39.585	54.244	41.130	210.5	46:55.079								
21	1	2:16.519	41.171	54.281	41.067	194.9	49:11.598								
22	1	2:13.501	40.470	53.181	39.850	197.8	51:25.099								
23	1	2:12.782	39.409	52.922	40.451	209.7	53:37.881								
24	1	2:10.877	38.970	52.404	39.503	208.9	55:48.758								
25	1	2:13.189	39.256	54.190	39.743	212.6	58:01.947								
26	1	2:11.362	39.261	52.496	39.605	208.5	1:00:13.309								
27	1	2:10.396	38.899	52.372	39.125	216.4	1:02:23.705								
13		BMW 635 CSI Gr. 2 1980										TC2			
		1. Philippe TRUFFIER													
1	1	2:16.872	44.305	53.224	39.343		2:16.872								
2	1	2:08.397	38.542	51.291	38.564	187.8	4:25.269								
3	1	2:05.427	37.463	50.201	37.763	206.5	6:30.696								
4	1	2:05.309	37.418	49.915	37.976	200.4	8:36.005								
5	1	2:37.142 B	37.172	49.632	1:10.338	198.9	11:13.147								
6	1	2:49.417	1:20.514	50.574	38.329	145.7	14:02.564								
7	1	2:07.084	38.119	50.423	38.542	201.5	16:09.648								
8	1	2:08.276	38.638	51.394	38.244	198.9	18:17.924								
9	1	2:07.903	38.535	50.942	38.426	201.1	20:25.827								

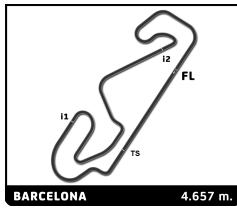


HERITAGE TOURING CUP 1 ESPÍRITU DE MONTJUÏC RACE

BARCELONA 4.657 m. Sector Analysis

Lap under Red Flag Invalidated Lap Personal Best Session Best Crossing the pit lane

Lap	D	Time	Sector 1	Sector 2	Sector 3	T. Spd	Elapsed	Lap	D	Time	Sector 1	Sector 2	Sector 3	T. Spd	Elapsed
10	1	2:06.974	38.230	50.415	38.329	198.2	22:32.801	21	1	2:55.654	44.813	1:18.317	52.524	164.1	50:18.192
11	1	2:07.524	37.985	51.512	38.027	202.6	24:40.325	22	1	3:07.944	1:00.782	1:15.624	51.538	116.9	53:26.136
12	1	2:05.766	37.513	50.075	38.178	209.7	26:46.091	23	1	2:21.282	43.664	56.113	41.505	183.4	55:47.418
13	1	2:16.637 B	37.538	50.731	48.368	222.2	29:02.728	24	1	2:13.727	40.170	53.986	39.571	210.1	58:01.145
14	1	4:27.161	2:58.165	50.899	38.097	150.2	33:29.889	25	1	2:10.966	39.250	52.250	39.466	217.3	1:00:12.111
15	1	2:06.488	37.842	50.769	37.877	203.8	35:36.377	26	1	2:10.202	39.279	52.065	38.858	211.4	1:02:22.313
16	1	2:06.566	37.941	50.656	37.969	200.4	37:42.943	21 Ford Escort I RS 1600 1975 1.Jean-Luc BLANCHEMAIN TC2 2.Eric SECHAUD							
17	1	2:06.653	37.263	51.583	37.807	220.4	39:49.596	1	1	2:09.443	41.904	50.832	36.707		2:09.443
18	1	2:07.672	38.048	51.526	38.098	209.7	41:57.268	2	1	2:01.020	36.339	48.506	36.175	218.2	4:10.463
19	1	2:38.966 B	38.419	59.463	1:01.084	216.4	44:36.234	3	1	2:01.465	36.421	48.865	36.179	210.1	6:11.928
16 Ford Capri RS 2600 LW 1975 1.Jean-François BESSON TC2								4	1	2:02.527	36.879	49.053	36.595	223.6	8:14.455
1	1	2:14.052	42.744	52.433	38.875		2:14.052	5	1	2:01.935	36.679	48.761	36.495	220.4	10:16.390
2	1	2:35.003 B	40.519	54.319	1:00.165	190.5	4:49.055	6	1	2:02.439	36.662	48.815	36.962	223.1	12:18.829
3	1	5:03.082 B	3:11.842	54.641	56.599	153.8	9:52.137	7	1	2:03.109	36.961	49.211	36.937	214.7	14:21.938
4	1	4:27.041	2:56.726	51.516	38.799	146.5	14:19.178	8	1	2:03.337	36.762	49.791	36.784	221.3	16:25.275
5	1	2:07.539	38.166	51.219	38.154	216.9	16:26.717	9	1	2:03.249	36.699	49.607	36.943	221.3	18:28.524
6	1	2:06.673	37.821	50.913	37.939	218.2	18:33.390	10	1	2:02.915	36.626	49.184	37.105	220.4	20:31.439
7	1	2:07.115	37.928	50.891	38.296	220.9	20:40.505	11	1	2:02.745	36.565	49.343	36.837	223.6	22:34.184
8	1	2:23.839 B	39.040	52.398	52.401	206.9	23:04.344	12	1	2:03.983	37.451	49.212	37.320	222.7	24:38.167
9	1	5:26.737	3:56.804	51.415	38.518	152.8	28:31.081	13	1	2:16.311 B	37.011	49.314	49.986	224.1	26:54.478
10	1	2:08.051	38.254	51.306	38.491	216.4	30:39.132	14	2	4:13.634	2:45.968	50.197	37.469	156.5	31:08.112
11	1	2:07.833	38.298	51.174	38.361	213.0	32:46.965	15	2	2:03.551	36.889	49.617	37.045	219.5	33:11.663
12	1	2:06.631	37.935	50.892	37.804	215.1	34:53.596	16	2	2:03.830	36.789	49.600	37.441	217.7	35:15.493
13	1	2:05.671	37.598	50.206	37.867	223.6	36:59.267	17	2	2:03.831	36.869	49.590	37.372	220.9	37:19.324
14	1	2:06.802	37.692	50.945	38.165	219.5	39:06.069	18	2	2:02.719	36.673	48.794	37.252	222.7	39:22.043
15	1	2:06.680	38.023	50.679	37.978	213.9	41:12.749	19	2	2:03.600	36.733	49.423	37.444	224.1	41:25.643
16	1	2:26.270 B	38.406	51.483	56.381	213.4	43:39.019	20	2	2:04.344	37.276	49.126	37.942	220.9	43:29.987
17	1	4:43.416 B	2:48.702	59.109	55.605	109.0	48:22.435	21	2	2:05.253	37.065	50.065	38.123	221.3	45:35.240
17 BMW 3.0 CSL 1976 1.Jose OLIVEIRA TC2								22	2	2:07.760	38.400	51.128	38.232	193.2	47:43.000
1	1	2:22.499	47.753	54.218	40.528		2:22.499	23	2	2:38.695	37.687	1:08.649	52.359	210.1	50:21.695
2	1	2:13.774	39.780	54.227	39.767	203.8	4:36.273	24	2	3:06.405	1:00.896	1:16.226	49.283	117.1	53:28.100
3	1	2:13.615	39.911	54.137	39.567	194.9	6:49.888	25	2	2:04.726	37.967	49.762	36.997	203.0	55:32.826
4	1	2:13.818	40.357	53.899	39.562	203.0	9:03.706	26	2	2:03.192	36.900	48.829	37.463	221.8	57:36.018
5	1	2:12.465	39.602	53.478	39.385	203.4	11:16.171	27	2	2:04.113	37.214	49.667	37.232	219.5	59:40.131
6	1	2:13.304	40.116	52.979	40.209	208.1	13:29.475	28	2	2:04.517	37.152	49.626	37.739	213.9	1:01:44.648
7	1	2:12.424	39.764	53.061	39.599	213.9	15:41.899	34 BMW 3.0 CSL 1975 1.Olivier BREITTMAYER TC2 2.Emile BREITTMAYER							
8	1	2:13.350	39.680	53.306	40.364	204.5	17:55.249	1	1	2:01.198	38.360	47.577	35.261		2:01.198
9	1	2:12.446	39.587	53.239	39.620	203.8	20:07.695	2	1	1:56.025	34.238	46.570	35.217	244.3	3:57.223
10	1	2:12.213	39.329	53.370	39.514	215.6	22:19.908	3	1	1:56.881	34.281	46.857	35.743	240.0	5:54.104
11	1	2:11.835	39.529	52.923	39.383	206.5	24:31.743	4	1	1:56.739	34.440	46.956	35.343	243.8	7:50.843
12	1	2:25.880 B	39.595	53.618	52.667	206.5	26:57.623	5	1	1:57.173	34.725	46.965	35.483	242.7	9:48.016
13	1	4:28.443	2:54.674	54.101	39.668	141.2	31:26.066	6	1	1:58.677	34.627	48.239	35.811	247.7	11:46.693
14	1	2:25.457	39.473	1:05.112	40.872	213.0	33:51.523	7	1	1:57.724	34.564	47.268	35.892	241.1	13:44.417
15	1	2:14.895	40.466	54.388	40.041	200.4	36:06.418	8	1	1:58.343	34.676	47.751	35.916	254.1	15:42.760
16	1	2:15.524	40.892	54.437	40.195	194.2	38:21.942	9	1	1:58.206	34.922	47.489	35.995	240.5	17:40.966
17	1	2:14.607	40.246	53.787	40.574	210.1	40:36.549	10	1	1:58.561	34.754	47.815	35.992	237.4	19:39.527
18	1	2:12.213	39.760	52.741	39.712	203.8	42:48.762	11	1	1:59.155	35.085	47.855	36.215	242.2	21:38.682
19	1	2:15.499	39.629	53.643	42.227	216.0	45:04.261	12	1	1:58.785	35.062	47.595	36.128	243.8	23:37.467
20	1	2:18.277	41.610	56.320	40.347	213.4	47:22.538	13	1	2:08.640 B	35.023	48.115	45.502	238.9	25:46.107



HERITAGE TOURING CUP 1 ESPÍRITU DE MONTJUÏC RACE

Sector Analysis

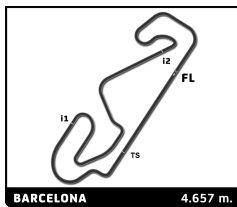
Lap	D	Time	Sector 1	Sector 2	Sector 3	T. Spd	Elapsed	Lap under Red Flag	Invalidated Lap	Personal Best	Session Best	Crossing the pit lane
14	2	4:21.047	2:58.706	47.025	35.316	179.7	30:07.154					
15	2	1:55.563	34.320	46.290	34.953	251.7	32:02.717					
16	2	1:54.841	33.971	46.214	34.656	255.3	33:57.558					
17	2	1:55.503	34.140	46.493	34.870	247.7	35:53.061					
18	2	1:55.849	34.610	46.445	34.794	244.9	37:48.910					
19	2	1:56.162	34.164	46.406	35.592	250.0	39:45.072					
20	2	1:55.838	34.301	46.215	35.322	252.3	41:40.910					
21	2	1:56.436	34.343	46.980	35.113	252.3	43:37.346					
22	2	1:55.953	34.223	46.488	35.242	254.1	45:33.299					
23	2	2:03.244	37.105	49.398	36.741	194.6	47:36.543					
24	2	2:44.055	36.628	1:15.168	52.259	217.7	50:20.598					
25	2	3:07.168	1:00.683	1:16.504	49.981	118.7	53:27.766					
26	2	1:58.681	36.837	46.751	35.093	232.3	55:26.447					
27	2	1:55.273	34.337	45.980	34.956	252.3	57:21.720					
28	2	1:56.412	34.568	46.778	35.066	257.8	59:18.132					
29	2	1:57.938	34.858	47.200	35.880	238.4	1:01:16.070					

37		Ford Escort RS 1600 1972						TC2	
		1. Raphaël de BORMAN							
1	1	2:06.270	40.910	48.753	36.607		2:06.270		
2	1	2:01.549	37.155	48.218	36.176	205.7	4:07.819		
3	1	2:02.575	37.030	48.849	36.696	205.3	6:10.394		
4	1	2:02.225	36.782	48.765	36.678	206.1	8:12.619		
5	1	2:02.699	37.151	48.885	36.663	205.3	10:15.318		
6	1	2:02.450	36.889	48.662	36.899	204.9	12:17.768		
7	1	2:02.578	36.950	48.835	36.793	204.9	14:20.346		
8	1	2:03.533	37.047	49.355	37.131	206.1	16:23.879		
9	1	2:02.880	37.098	48.854	36.928	204.5	18:26.759		
10	1	2:03.254	37.142	49.077	37.035	204.2	20:30.013		
11	1	2:03.390	37.237	48.852	37.301	204.5	22:33.403		
12	1	2:03.552	37.574	49.092	36.886	204.9	24:36.955		
13	1	2:03.458	37.095	49.308	37.055	205.3	26:40.413		
14	1	2:15.010	37.433	49.190	48.387	204.9	28:55.423		
15	1	4:26.754	3:00.152	49.297	37.305	156.7	33:22.177		
16	1	2:03.214	37.237	49.059	36.918	204.9	35:25.391		
17	1	2:03.246	37.087	49.085	37.074	205.3	37:28.637		
18	1	2:02.628	36.999	48.565	37.064	204.5	39:31.265		
19	1	2:04.713	37.129	50.094	37.490	202.6	41:35.978		
20	1	2:05.042	37.377	50.087	37.578	204.2	43:41.020		
21	1	2:05.409	37.375	49.484	38.550	204.9	45:46.429		
22	1	2:23.955	41.575	59.127	43.253	178.8	48:10.384		
23	1	2:12.466	38.426	51.705	42.335	197.4	50:22.850		
24	1	3:05.542	1:01.028	1:15.857	48.657	108.2	53:28.392		
25	1	2:05.171	38.547	49.648	36.976	203.4	55:33.563		
26	1	2:04.047	37.314	49.212	37.521	203.8	57:37.610		
27	1	2:05.991	37.799	50.414	37.778	203.0	59:43.601		
28	1	2:07.674	38.621	50.671	38.382	192.2	1:01:51.275		

49		BMW 3.0 CSL 1975						TC2	
		1. Dominique GUENAT							
		2. Guillaume MAHE							
1	1	2:02.078	39.426	47.514	35.138		2:02.078		
2	1	1:56.786	34.647	47.034	35.105	234.8	3:58.864		
3	1	1:55.903	34.504	46.455	34.944	227.8	5:54.767		

Lap	D	Time	Sector 1	Sector 2	Sector 3	T. Spd	Elapsed	Lap under Red Flag	Invalidated Lap	Personal Best	Session Best	Crossing the pit lane
4	1	1:56.589	34.361	47.131	35.097	240.5	7:51.356					
5	1	1:57.089	34.418	47.363	35.308	244.9	9:48.445					
6	1	1:57.217	34.466	47.564	35.187	236.8	11:45.662					
7	1	1:57.723	34.815	47.472	35.436	225.9	13:43.385					
8	1	1:58.550	34.857	47.789	35.904	238.9	15:41.935					
9	1	1:57.476	34.872	47.110	35.494	231.3	17:39.411					
10	1	1:57.044	34.743	46.659	35.642	221.8	19:36.455					
11	1	1:57.942	34.522	47.733	35.687	238.4	21:34.397					
12	1	1:58.087	35.003	47.294	35.790	228.8	23:32.484					
13	1	2:07.049	35.101	48.342	43.606	239.5	25:39.533					
14	2	4:24.902	3:01.630	47.778	35.494	169.3	30:04.435					
15	2	1:56.904	34.876	46.528	35.500	235.8	32:01.339					
16	2	1:55.275	34.524	46.027	34.724	227.8	33:56.614					
17	2	1:55.185	34.627	45.777	34.781	231.3	35:51.799					
18	2	1:55.875	34.852	46.106	34.917	246.6	37:47.674					
19	2	1:55.804	34.342	46.527	34.935	236.8	39:43.478					
20	2	1:55.488	34.224	46.211	35.053	233.3	41:38.966					
21	2	1:56.838	35.115	46.717	35.006	227.8	43:35.804					
22	2	1:56.467	34.711	46.320	35.436	227.4	45:32.271					
23	2	2:03.712	37.332	49.619	36.761	191.8	47:35.983					
24	2	2:43.805	36.083	1:15.361	52.361	225.9	50:19.788					
25	2	3:07.399	1:00.629	1:16.821	49.949	118.7	53:27.187					
26	2	1:57.126	36.107	46.480	34.539	220.9	55:24.313					
27	2	1:55.255	34.309	46.155	34.791	244.9	57:19.568					
28	2	1:55.317	34.215	46.311	34.791	241.6	59:14.885					
29	2	1:56.405	34.357	46.381	34.667	244.3	1:01:10.290					

52		Ford Capri RS 3100 Cologne 1973						TC2	
		1. Yves SCEMAMA							
1	1	2:04.510	40.125	48.906	35.479		2:04.510		
2	1	1:58.177	34.896	47.631	35.650	229.8	4:02.687		
3	1	1:57.377	34.771	47.394	35.212	235.8	6:00.064		
4	1	1:57.013	34.697	47.258	35.058	238.9	7:57.077		
5	1	1:56.447	34.561	46.723	35.163	236.3	9:53.524		
6	1	1:56.943	34.342	47.082	35.519	238.4	11:50.467		
7	1	1:58.379	35.161	47.650	35.568	228.3	13:48.846		
8	1	1:58.318	34.876	47.840	35.602	243.8	15:47.164		
9	1	1:57.981	34.388	48.126	35.467	241.1	17:45.145		
10	1	1:58.123	34.679	47.828	35.616	247.1	19:43.268		
11	1	1:57.768	34.858	47.477	35.433	235.8	21:41.036		
12	1	1:58.083	35.194	47.617	35.272	228.3	23:39.119		
13	1	1:59.319	35.187	47.517	36.615	240.0	25:38.438		
14	1	2:09.306	35.730	48.048	45.528	216.4	27:47.744		
15	1	4:21.423	2:56.995	48.483	35.945	161.7	32:09.167		
16	1	1:58.095	35.084	47.506	35.505	232.3	34:07.262		
17	1	1:59.051	34.840	47.767	36.444	241.6	36:06.313		
18	1	1:58.811	35.035	47.759	36.017	247.7	38:05.124		
19	1	1:59.289	35.080	48.013	36.196	230.3	40:04.413		
20	1	1:59.116	34.925	48.060	36.131	246.6	42:03.529		
21	1	1:59.225	34.934	48.358	35.933	247.7	44:02.754		
22	1	1:59.495	34.923	48.465	36.107	246.0	46:02.249		
23	1	2:11.272	35.987	53.405	41.880	226.4	48:13.521		
24	1	2:10.772	37.690	51.080	42.002	204.9	50:24.293		

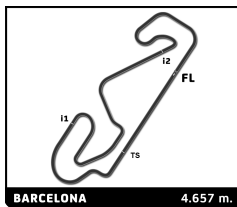


HERITAGE TOURING CUP 1 ESPÍRITU DE MONTJUÏC RACE

BARCELONA 4.657 m. Sector Analysis

Lap under Red Flag Invalidated Lap Personal Best Session Best Crossing the pit lane

Lap	D	Time	Sector 1	Sector 2	Sector 3	T. Spd	Elapsed	Lap	D	Time	Sector 1	Sector 2	Sector 3	T. Spd	Elapsed							
25	1	3:05.200	1:01.181	1:15.503	48.516	118.2	53:29.493	14	1	4:24.703	2:57.693	49.834	37.176	163.6	32:24.402							
26	1	2:00.914	36.601	48.508	35.805	229.3	55:30.407	15	1	2:06.203	37.829	50.175	38.199	217.3	34:30.605							
27	1	1:58.571	34.949	47.971	35.651	238.4	57:28.978	16	1	2:05.758	38.229	49.988	37.541	220.0	36:36.363							
28	1	1:58.779	34.929	47.973	35.877	242.7	59:27.757	17	1	2:05.239	38.107	49.533	37.599	220.0	38:41.602							
29	1	1:59.820	35.188	48.590	36.042	244.9	1:01:27.577	18	1	2:06.305	37.907	49.590	38.808	216.0	40:47.907							
60 Ford Capri RS 3100 Cologne 1974 1.Armand MILLE TC2								19								1	2:07.012	38.590	50.363	38.059	219.5	42:54.919
1								1	1:59.206	37.976	46.742	34.488		20	1	2:07.346	38.283	50.078	38.985	216.0	45:02.265	
2								1	1:54.055	34.073	45.921	34.061	235.8	21	1	2:15.968	38.324	54.823	42.821	225.5	47:18.233	
3								1	1:54.066	33.776	46.028	34.262	244.9	22	1	2:59.003	48.138	1:18.332	52.533	161.4	50:17.236	
4								1	1:54.199	34.137	45.860	34.202	241.6	23	1	3:08.321	1:00.907	1:15.349	52.065	106.4	53:25.557	
5								1	1:54.757	34.219	45.967	34.571	240.5	24	1	2:19.852	39.797	51.675	48.380	213.0	55:45.409	
6								1	1:55.083	34.497	45.945	34.641	232.3	25	1	2:04.732	37.166	49.790	37.776	220.9	57:50.141	
7								1	1:56.441	34.417	46.436	35.588	233.3	26	1	2:06.636	37.312	51.860	37.464	224.5	59:56.777	
8								1	1:56.229	34.606	46.639	34.984	230.8	27	1	2:09.124	40.663	50.209	38.252	223.6	1:02:05.901	
9								1	1:56.148	34.590	46.543	35.015	229.8	71 BMW 3.0 CSL 1975 1.Ross HYETT TC2 2.Nick HYETT								
10								1	1:57.109	35.475	46.707	34.927	231.8	1	2	2:10.306	41.770	50.640	37.896		2:10.306	
11								1	1:56.388	34.573	46.900	34.915	232.3	2	2	2:03.332	37.260	49.473	36.599	218.2	4:13.638	
12								1	1:55.719	34.451	46.422	34.846	233.8	3	2	2:04.326	37.201	49.911	37.214	223.6	6:17.964	
13								1	1:56.168	34.686	46.535	34.947	230.8	4	2	2:04.089	37.539	49.419	37.131	222.7	8:22.053	
14								1	1:55.785	34.447	46.346	34.992	235.3	5	2	2:05.334	37.590	50.058	37.686	221.3	10:27.387	
15								1	1:55.981	34.487	46.390	35.104	234.3	6	2	2:06.304	38.159	49.982	38.163	213.9	12:33.691	
16								1	2:05.311	B	34.734	46.321	44.256	232.8	7	2	2:06.048	38.312	50.298	37.438	215.6	14:39.739
17								1	4:16.089	2:54.090	46.992	35.007	174.5	8	2	2:06.092	38.319	49.873	37.900	213.4	16:45.831	
18								1	1:56.230	34.358	46.806	35.066	236.3	9	2	2:08.531	37.574	52.481	38.476	219.5	18:54.362	
19								1	1:55.921	34.508	46.496	34.917	235.3	10	2	2:06.912	38.485	50.305	38.122	207.7	21:01.274	
20								1	1:56.446	34.607	46.886	34.953	231.3	11	2	2:06.323	37.937	50.167	38.219	215.6	23:07.597	
21								1	1:56.191	34.360	46.711	35.120	241.1	12	2	2:07.070	38.711	50.674	37.685	219.1	25:14.667	
22								1	1:57.752	34.621	47.478	35.653	241.1	13	2	2:04.440	37.551	49.564	37.325	218.2	27:19.107	
23								1	2:15.574	34.822	58.004	42.748	237.4	14	2	2:04.195	37.132	49.559	37.504	222.7	29:23.302	
24								1	2:58.775	48.010	1:17.341	53.424	165.1	15	2	2:04.147	37.209	49.914	37.024	221.8	31:27.449	
25								1	3:09.194	1:00.584	1:14.952	53.658	100.4	16	2	2:16.143	B	37.967	50.510	47.666	218.6	33:43.592
26								1	1:57.617	36.151	46.673	34.793	230.8	17	2	4:32.705	3:03.498	51.008	38.199	138.3	38:16.297	
27								1	1:55.621	34.481	46.470	34.670	237.4	18	2	2:05.766	37.850	50.427	37.489	210.1	40:22.063	
28								1	1:55.776	34.241	46.668	34.867	241.1	19	2	2:05.687	37.850	51.018	36.819	219.5	42:27.750	
29								1	1:55.948	34.144	46.799	35.005	246.6	20	2	2:02.549	36.729	48.855	36.965	216.0	44:30.299	
64 Ford Escort I RS 1600 1975 1.Hervé ORDIONI TC2								21								2	2:06.588	37.083	50.435	39.070	212.2	46:36.887
1								1	2:15.008	45.228	52.341	37.439		22	2	2:13.924	40.513	54.044	39.367	181.2	48:50.811	
2								1	2:05.034	37.795	50.077	37.162	206.9	23	2	2:12.112	40.831	52.606	38.675	181.2	51:02.923	
3								1	2:06.140	37.700	50.089	38.351	220.9	24	2	2:28.493	39.543	1:00.090	48.860	188.5	53:31.416	
4								1	2:06.069	38.252	49.990	37.827	213.0	25	2	2:05.889	37.513	49.307	39.069	218.6	55:37.305	
5								1	2:27.704	38.435	51.674	57.595	216.0	26	2	2:04.045	37.585	49.972	36.488	222.2	57:41.350	
6								1	2:05.538	38.038	49.685	37.815	212.2	27	2	2:02.295	36.445	48.669	37.181	226.9	59:43.645	
7								1	2:06.435	38.091	50.266	38.078	217.3	28	2	2:02.720	36.534	49.187	36.999	224.5	1:01:46.365	
8								1	2:06.401	38.272	50.034	38.095	218.2	74 BMW 3.0 CSL 1975 1. LEO G. TC2								
9								1	2:06.398	37.939	50.208	38.251	218.2	1	1	2:00.019	38.330	46.921	34.768		2:00.019	
10								1	2:05.536	37.737	49.827	37.972	219.5	2	1	1:54.663	34.159	45.933	34.571	233.8	3:54.682	
11								1	2:06.643	38.097	50.560	37.986	218.6	3	1	1:54.715	34.243	45.954	34.518	228.8	5:49.397	
12								1	2:06.691	38.187	50.894	37.610	220.0	4	1	1:55.340	34.556	46.115	34.669	218.6	7:44.737	
13								1	2:16.102	B	37.736	50.067	48.299	221.3	5	1	1:55.259	34.266	46.160	34.833	229.8	9:39.996



HERITAGE TOURING CUP 1 ESPÍRITU DE MONTJUÏC RACE

Sector Analysis

Lap under Red Flag											Invalidated Lap	Personal Best	Session Best	B Crossing the pit lane	
Lap	D	Time	Sector 1	Sector 2	Sector 3	T. Spd	Elapsed	Lap	D	Time	Sector 1	Sector 2	Sector 3	T. Spd	Elapsed
75		BMW 3.0 CSL 1974													
		1. Eric MESTDAGH													
		TC2													
1	1	2:14.671	44.381	52.239	38.051		2:14.671								
2	1	2:04.872	37.859	49.858	37.155	210.9	4:19.543								
3	1	2:08.153	38.907	51.787	37.459	206.9	6:27.696								
4	1	2:06.529	38.442	50.916	37.171	204.2	8:34.225								
5	1	2:06.794	38.336	50.184	38.274	207.7	10:41.019								
6	1	2:08.724	39.067	51.225	38.432	210.1	12:49.743								
7	1	2:07.503	38.367	50.679	38.457	213.0	14:57.246								
8	1	2:09.014	38.846	51.583	38.585	210.1	17:06.260								
9	1	2:07.096	38.426	50.572	38.098	214.7	19:13.356								
10	1	2:05.580	37.752	50.282	37.546	216.9	21:18.936								
11	1	2:05.276	37.972	50.102	37.202	216.9	23:24.212								
12	1	2:06.008	37.659	50.349	38.000	216.4	25:30.220								
13	1	2:15.057 B	38.002	50.588	46.467	215.6	27:45.277								
14	1	4:28.978	3:00.135	51.162	37.681	146.3	32:14.255								
15	1	2:05.494	37.749	50.181	37.564	217.7	34:19.749								
16	1	2:05.339	38.030	50.076	37.233	216.4	36:25.088								
17	1	2:04.972	37.975	49.624	37.373	216.4	38:30.060								
18	1	2:05.233	37.614	49.923	37.696	214.3	40:35.293								
19	1	2:06.032	38.372	49.963	37.697	212.2	42:41.325								
20	1	2:05.698	37.949	50.076	37.673	215.6	44:47.023								
21	1	2:09.223	37.822	52.368	39.033	214.7	46:56.246								
22	1	2:15.869	40.703	54.311	40.855	189.5	49:12.115								
23	1	2:13.371	40.429	53.389	39.553	198.5	51:25.486								
24	1	2:10.303	39.433	52.326	38.544	203.4	53:35.789								
25	1	2:06.978	37.582	51.357	38.039	216.9	55:42.767								
26	1	2:05.896	37.913	50.030	37.953	220.4	57:48.663								
27	1	2:05.146	37.704	50.086	37.356	212.2	59:53.809								
28	1	2:06.370	38.075	50.196	38.099	214.3	1:02:00.179								
84		Alfa Romeo 1750 GTAm 1971													
		1. Jean-Franck RICCI													
		2. Mauro RICCI													
		TC2													
1	2	2:14.513	44.106	52.076	38.331		2:14.513								
2	2	2:10.825	39.664	52.179	38.982	207.3	4:25.338								
3	2	2:08.974	38.900	51.803	38.271	207.7	6:34.312								
4	2	2:08.095	38.550	51.497	38.048	204.9	8:42.407								
5	2	2:09.214	38.770	51.768	38.676	204.9	10:51.621								
6	2	2:08.960	38.657	51.696	38.607	203.0	13:00.581								
7	2	2:09.273	38.973	51.623	38.677	203.4	15:09.854								
8	2	2:10.515	38.989	52.666	38.860	203.4	17:20.369								
9	2	2:08.844	38.821	51.587	38.436	208.1	19:29.213								
10	2	2:09.158	38.754	52.202	38.202	205.7	21:38.371								
11	2	2:09.308	39.143	51.877	38.288	207.7	23:47.679								
12	2	2:09.776	39.284	51.938	38.554	205.3	25:57.455								
13	2	2:10.222	39.020	52.322	38.880	205.7	28:07.677								
14	2	2:13.036	40.260	52.809	39.967	203.8	30:20.713								
15	2	2:18.710 B	39.360	52.232	47.118	202.2	32:39.423								
16	1	4:56.143	3:23.380	52.988	39.775	142.5	37:35.566								
17	1	2:12.162	40.057	52.543	39.562	202.6	39:47.728								
18	1	2:11.908	39.458	53.449	39.001	206.1	41:59.636								
19	1	2:11.276	39.117	52.519	39.640	208.5	44:10.912								
20	1	2:21.995	39.391	57.798	44.806	206.5	46:32.907								
21	1	2:17.208	43.691	53.480	40.037	170.9	48:50.115								
22	1	2:12.096	39.871	52.818	39.407	196.4	51:02.211								
23	1	2:28.348	39.439	1:00.299	48.610	204.5	53:30.559								
24	1	2:11.589	39.778	51.901	39.910	208.9	55:42.148								
25	1	2:10.621	39.426	52.048	39.147	208.9	57:52.769								
26	1	2:10.848	39.624	52.133	39.091	209.7	1:00:03.617								
27	1	2:10.415	39.131	52.121	39.163	209.3	1:02:14.032								
97		Rover Vitesse 1983													
		1. Stephen KEATING													
		INV													
1	1	6:51.432 B	5:15.365	56.575	39.492		6:51.432								
2	1	2:12.998	39.841	53.501	39.656	196.7	9:04.430								
3	1	2:12.394	39.994	52.775	39.625	199.6	11:16.824								
4	1	2:13.408	40.076	53.086	40.246	201.9	13:30.232								
5	1	2:36.279 B	40.177	58.601	57.501	200.4	16:06.511								
6	1	9:20.480 B	7:29.849	54.108	56.523	143.6	25:26.991								
7	1	4:54.875	3:21.053	54.280	39.542	140.6	30:21.866								
8	1	2:23.602 B	39.930	52.317	51.355	197.1	32:45.468								
9	1	6:06.025 B	4:19.638	54.942	51.445	141.2	38:51.493								
10	1	4:02.862	2:31.032	52.347	39.483	140.1	42:54.355								
11	1	2:13.649	40.537	54.004	39.108	194.9	45:08.004								
100		Ford Escort I RS 1600 1975													
		1. Pierre-Alain FRANCE													
		2. Erwin FRANCE													
		TC2													
1	1	2:15.719	44.938	51.774	39.007		2:15.719								
2	1	2:07.077	38.475	51.079	37.523	191.8	4:22.796								
3	1	2:06.896	38.198	50.817	37.881	218.6	6:29.692								
4	1	2:06.010	37.978	50.321	37.711	218.6	8:35.702								
5	1	2:05.928	38.291	49.544	38.093	206.9	10:41.630								
6	1	2:07.930	38.219	51.020	38.691	218.2	12:49.560								

