

**Momoven Moto4 EC 2026**

FIM MOTO JUNIOR CIRCUIT DE BARCELONA - CATALUNYA

FP1 Momoven Moto4 EC- GR-A

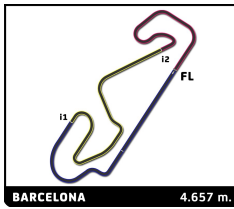
Slow Sector Analysis (114%)

Personal Best

Session Best

B Crossing the pit lane

Lap	Time	Sector 1	Sector 2	Sector 3	Sector 4	Elapsed	Lap	Time	Sector 1	Sector 2	Sector 3	Sector 4	Elapsed		
<b>3</b>	<b>Tian KRSEVAN</b>						SLO	7	15:09.883	...	45.491	22.085	34.434	27:43.683	
	ETG Racing						HONDA	8	1:52.132	20.674	36.003	21.716	33.739	29:35.815	
1	2:24.203	45.673	39.068	23.050	36.412	2:24.203	9	1:53.780	20.574	36.446	22.424	34.336	31:29.595		
2	1:56.891	22.147	37.597	22.602	34.545	4:21.094	10	1:51.700	20.502	35.892	21.686	33.620	33:21.295		
3	1:56.449	21.439	37.409	22.513	35.088	6:17.543	11	1:51.626	20.634	35.850	21.605	33.537	35:12.921		
4	1:55.894	21.696	37.053	22.234	34.911	8:13.437									
5	1:55.461	21.828	36.798	22.248	34.587	10:08.898									
6	1:57.869	21.607	36.929	24.342	34.991	12:06.767									
7	1:56.427	21.825	37.226	22.453	34.923	14:03.194									
8	1:56.033	21.699	37.094	22.481	34.759	15:59.227									
9	2:15.148B	21.831	38.970	23.291	51.056	18:14.375									
10	9:12.787	7:33.484	39.649	23.631	36.023	27:27.162									
11	1:55.302	21.602	36.936	22.449	34.315	29:22.464									
12	1:55.095	21.290	37.015	22.288	34.502	31:17.559									
13	1:54.938	21.505	36.947	22.329	34.157	33:12.497									
14	1:55.734	21.245	36.948	22.383	35.158	35:08.231									
<b>4</b>	<b>Qabil IRFAN</b>						MYS	<b>9</b>	<b>Antoine NATIVI</b>						FRA
	SIC - GRYD Racing						HONDA		JEG TAKE OFF GP						HONDA
1	2:27.464	43.743	39.461	23.137	41.123	2:27.464	1	2:51.757	1:15.364	38.044	23.120	35.229	2:51.757		
2	1:53.624	21.245	36.349	21.963	34.067	4:21.088	2	1:53.923	21.097	36.531	22.060	34.235	4:45.680		
3	1:53.013	21.073	36.310	21.883	33.747	6:14.101	3	1:52.875	21.012	36.077	21.743	34.043	6:38.555		
4	1:53.291	21.133	36.287	21.890	33.981	8:07.392	4	1:52.972	20.981	36.212	21.766	34.013	8:31.527		
5	1:52.365	20.788	35.837	21.848	33.892	9:59.757	5	1:53.543	21.178	36.437	21.880	34.048	10:25.070		
6	2:10.295B	22.188	37.854	22.374	47.879	12:10.052	6	2:09.212B	20.994	36.704	22.982	48.532	12:34.282		
7	13:36.457	...	38.372	25.523	40.374	25:46.509	7	13:40.852	...	37.543	22.517	35.888	26:15.134		
8	1:52.111	20.795	36.067	21.840	33.409	27:38.620	8	1:53.222	21.101	36.323	21.863	33.935	28:08.356		
9	1:52.298	20.906	35.916	21.995	33.881	29:30.918	9	1:52.637	20.967	36.069	21.759	33.842	30:00.993		
10	2:00.687	21.452	41.494	23.188	34.553	31:31.605	10	1:53.274	21.097	36.570	21.770	33.837	31:54.267		
11	1:51.815	20.733	35.619	21.652	33.811	33:23.420	11	1:52.543	20.976	36.068	21.716	33.783	33:46.810		
12	1:51.675	20.549	35.517	21.522	34.087	35:15.095	12	1:52.600	20.874	35.991	21.929	33.806	35:39.410		
<b>6</b>	<b>Anina URLASS</b>						GER	<b>11</b>	<b>Oliver CANTOS</b>						ESP
	MASS SPORTS Racing by JRP Motorspo						HONDA		Aipar						HONDA
1	7:09.759	5:33.696	37.948	22.787	35.328	7:09.759	1	6:32.373	4:52.187	41.278	23.222	35.686	6:32.373		
2	1:56.274	21.661	37.112	22.501	35.000	9:06.033	2	1:56.427	21.823	37.128	22.441	35.035	8:28.800		
3	1:55.511	21.516	36.867	22.427	34.701	11:01.544	3	1:55.470	21.439	36.884	22.336	34.811	10:24.270		
4	1:54.996	21.402	36.786	22.261	34.547	12:56.540	4	1:57.531	21.379	37.063	22.903	36.186	12:21.801		
5	1:55.020	21.494	36.683	22.239	34.604	14:51.560	5	1:54.361	21.497	36.428	21.996	34.440	14:16.162		
6	2:08.822B	21.634	36.949	22.423	47.816	17:00.382	6	2:07.509B	21.346	36.527	22.224	47.412	16:23.671		
7	7:46.708	6:13.513	36.879	22.253	34.063	24:47.090	7	9:24.237	7:41.436	38.182	22.853	41.766	25:47.908		
8	1:53.215	21.201	36.216	21.942	33.856	26:40.305	8	1:54.349	21.107	36.869	22.208	34.165	27:42.257		
9	1:53.729	21.107	36.613	22.131	33.878	28:34.034	9	1:54.147	21.109	36.448	22.075	34.515	29:36.404		
10	1:53.549	21.328	36.218	22.005	33.998	30:27.583	10	1:57.094	21.121	37.139	22.888	35.946	31:33.498		
11	1:53.188	21.202	36.099	22.045	33.842	32:20.771	11	1:53.681	21.145	36.304	22.026	34.206	33:27.179		
12	1:53.363	21.171	36.183	21.884	34.125	34:14.134	12	2:15.419B	21.184	38.907	25.590	49.738	35:42.598		
13	1:53.102	21.123	36.197	22.002	33.780	36:07.236									
<b>7</b>	<b>Cristian BORRELLI</b>						ITA	<b>18</b>	<b>Mathias TAMBURINI</b>						ITA
	TEAM ECHOVIT PASINI RACING						HONDA		AC RACING TEAM						HONDA
1	2:51.418	1:14.431	38.618	23.178	35.191	2:51.418	1	4:14.835	2:32.646	39.345	23.866	38.978	4:14.835		
2	1:53.661	21.172	36.424	21.959	34.106	4:45.079	2	1:54.548	21.254	36.740	22.142	34.412	6:09.383		
3	1:52.859	20.887	36.084	21.836	34.052	6:37.938	3	1:54.567	21.130	36.729	22.316	34.392	8:03.950		
4	1:52.918	20.948	36.271	21.849	33.850	8:30.856	4	1:56.387	21.791	37.392	22.002	35.202	10:00.337		
5	1:53.478	21.146	36.278	21.827	34.227	10:24.334	5	1:59.043	22.595	38.135	23.064	35.249	11:59.380		
6	2:09.466B	20.487	38.825	22.126	48.028	12:33.800	6	1:56.444	21.396	38.063	22.461	34.524	13:55.824		
<b>9</b>	<b>Tom ROLIN</b>						BEL	<b>7</b>	<b>Tom ROLIN</b>						BEL
	Fullmoto AC Racing Junior Team						HONDA		Fullmoto AC Racing Junior Team						HONDA
1	2:31.035	55.201	37.891	22.902	35.041	2:31.035	1	2:31.035	55.201	37.891	22.902	35.041	2:31.035		
2	1:54.416	21.353	36.746	22.120	34.197	4:25.451	2	1:54.416	21.353	36.746	22.120	34.197	4:25.451		
3	1:53.663	21.065	36.596	22.005	33.997	6:19.114	3	1:53.663	21.065	36.596	22.005	33.997	6:19.114		



**Momoven Moto4 EC 2026**

**FIM MOTO JUNIOR CIRCUIT DE BARCELONA - CATALUNYA**

**FP1 Momoven Moto4 EC- GR-A**

**Slow Sector Analysis (114%)**

Personal Best

Session Best

B Crossing the pit lane

Lap	Time	Sector 1	Sector 2	Sector 3	Sector 4	Elapsed	Lap	Time	Sector 1	Sector 2	Sector 3	Sector 4	Elapsed
4	1:53.758	21.082	36.175	22.121	34.380	8:12.872	10	1:56.370	21.560	37.743	22.496	34.571	27:41.040
5	1:54.557	21.090	37.344	22.141	33.982	10:07.429	11	1:54.521	21.434	36.436	22.159	34.492	29:35.561
6	1:53.633	21.018	36.501	22.108	34.006	12:01.062	12	1:57.084	21.414	36.892	22.730	36.048	31:32.645
7	1:53.451	20.976	36.470	22.071	33.934	13:54.513	13	<b>1:53.494</b>	<b>21.102</b>	<b>36.266</b>	<b>21.971</b>	<b>34.155</b>	33:26.139
8	1:54.228	20.988	36.328	22.527	34.385	15:48.741	14	1:53.705	21.104	<b>36.188</b>	22.217	34.196	35:19.844
9	2:12.808 B	21.593	36.619	22.403	<b>52.193</b>	18:01.549							
10	9:25.797	<b>7:45.761</b>	39.080	23.022	37.934	27:27.346							
11	1:52.621	20.964	35.952	22.050	33.655	29:19.967							
12	<b>1:52.155</b>	20.890	<b>35.793</b>	<b>21.740</b>	33.732	31:12.122							
13	1:52.809	<b>20.748</b>	35.928	22.133	34.000	33:04.931							
14	1:52.436	21.089	36.019	21.827	<b>33.501</b>	34:57.367							
15	1:54.009	20.941	36.032	22.136	34.900	36:51.376							

**22 Jonathan RAMILA** ESP  
SNIPERS IGXTEAM HONDA

1	2:18.544	<b>41.005</b>	38.291	22.828	36.420	2:18.544
2	1:55.283	21.458	36.749	22.377	34.699	4:13.827
3	1:55.222	21.296	36.715	22.296	34.915	6:09.049
4	1:55.030	21.748	36.769	22.196	34.317	8:04.079
5	1:56.194	21.785	36.640	22.154	35.615	10:00.273
6	1:56.982	21.960	37.163	22.847	35.012	11:57.255
7	1:54.478	21.024	36.607	22.120	34.727	13:51.733
8	2:10.550 B	21.744	37.149	22.550	<b>49.062</b>	16:02.238
9	9:45.556	<b>8:01.925</b>	38.571	22.732	<b>42.328</b>	25:47.794
10	1:53.797	20.937	36.390	22.265	34.205	27:41.591
11	<b>1:52.591</b>	20.887	36.134	<b>21.685</b>	33.885	29:34.182
12	1:57.056	21.034	37.854	22.433	35.735	31:31.238
13	1:53.030	21.207	<b>35.956</b>	22.071	33.796	33:24.268
14	1:52.983	<b>20.771</b>	36.675	21.813	<b>33.724</b>	35:17.251

**23 Ignacio GALÁN** ESP  
FRANDO RACING VHC TEAM HONDA

1	2:28.823	<b>48.796</b>	38.130	23.055	<b>38.842</b>	2:28.823
2	1:55.404	21.505	37.095	22.208	34.596	4:24.227
3	1:54.322	21.241	36.765	22.109	34.207	6:18.549
4	1:56.005	21.079	36.379	23.356	35.191	8:14.554
5	1:52.825	20.875	36.245	21.797	33.908	10:07.379
6	1:54.658	20.648	37.536	22.003	34.471	12:02.037
7	2:07.812 B	21.061	36.484	21.988	<b>48.279</b>	14:09.849
8	11:37.658	<b>9:54.373</b>	37.671	23.971	<b>41.643</b>	25:47.507
9	1:52.019	20.937	35.804	<b>21.585</b>	33.693	27:39.526
10	1:51.898	20.884	35.878	21.657	33.479	29:31.424
11	2:00.827	20.829	<b>41.524</b>	22.730	35.744	31:32.251
12	<b>1:51.391</b>	20.647	<b>35.736</b>	21.722	<b>33.286</b>	33:23.642
13	1:51.486	<b>20.589</b>	35.765	21.621	33.511	35:15.128

**26 Jose REYES** ESP  
Team Honda Laglisse HONDA

1	2:17.382	<b>41.837</b>	37.825	22.440	35.280	2:17.382
2	1:55.734	21.603	36.953	22.436	34.742	4:13.116
3	1:55.929	21.574	37.008	22.347	35.000	6:09.045
4	1:54.972	21.579	36.774	22.273	34.346	8:04.017
5	1:56.019	21.612	36.647	22.234	35.526	10:00.036
6	1:56.424	21.734	37.406	22.660	34.624	11:56.460
7	1:55.293	21.269	36.665	22.142	35.217	13:51.753
8	2:16.343 B	21.605	38.420	22.659	<b>53.659</b>	16:08.096
9	9:36.574	<b>7:53.967</b>	38.602	22.686	<b>41.319</b>	25:44.670

**28 Marc Antoine AUDARD** FRA  
JEG Racing HONDA

1	2:18.646	<b>42.299</b>	38.117	22.907	35.323	2:18.646
2	1:56.229	21.721	37.166	22.540	34.802	4:14.875
3	1:56.157	21.685	36.944	22.542	34.986	6:11.032
4	1:55.703	<b>21.574</b>	36.940	<b>22.355</b>	34.834	8:06.735
5	<b>1:55.551</b>	21.862	<b>36.651</b>	22.503	<b>34.535</b>	10:02.286
6	2:14.595 B	21.793	37.958	22.977	<b>51.867</b>	12:16.881
7	13:27.665	...	39.214	23.085	39.196	25:44.546
8	1:57.650	22.016	37.901	23.086	34.647	27:42.196
9	1:58.435	22.960	37.677	22.760	35.038	29:40.631
10	1:56.030	21.758	36.989	22.589	34.694	31:36.661
11	1:58.331	21.676	38.278	23.006	35.371	33:34.992
12	2:15.173 B	21.910	38.108	23.289	<b>51.866</b>	35:50.165

**36 Evan BOXBERGER** FRA  
JEG TAKE OFF GP HONDA

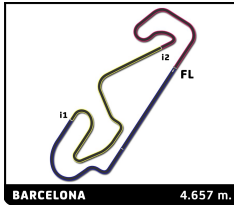
1	2:51.693	<b>1:14.701</b>	38.455	23.229	35.308	2:51.693
2	1:54.163	21.228	36.703	21.900	34.332	4:45.856
3	1:52.621	<b>20.366</b>	36.390	21.837	34.028	6:38.477
4	1:53.198	20.916	36.638	21.844	33.800	8:31.675
5	1:53.776	20.699	37.197	21.911	33.969	10:25.451
6	2:08.287 B	20.782	36.657	23.077	<b>47.771</b>	12:33.738
7	13:41.012	...	38.435	22.803	36.244	26:14.750
8	1:53.028	21.091	36.201	21.910	33.826	28:07.778
9	1:53.476	21.009	36.043	22.188	34.236	30:01.254
10	1:52.734	20.952	36.156	21.861	33.765	31:53.988
11	<b>1:52.340</b>	20.952	<b>36.010</b>	<b>21.748</b>	<b>33.630</b>	33:46.328
12	1:53.658	20.903	36.933	21.936	33.886	35:39.986

**37 Ziven Rozul ABIY SALIM** INA  
Leopard Junior HONDA

1	2:22.386	<b>44.346</b>	39.270	23.363	35.407	2:22.386
2	1:55.565	21.033	37.107	22.529	34.896	4:17.951
3	1:58.046	21.332	39.885	22.404	34.425	6:15.997
4	1:54.175	21.194	36.754	22.130	34.097	8:10.172
5	1:53.613	20.905	36.352	<b>21.942</b>	34.414	10:03.785
6	2:13.994 B	22.004	38.030	21.974	<b>51.986</b>	12:17.779
7	10:33.485	<b>8:57.856</b>	37.962	22.785	34.882	22:51.264
8	1:54.792	21.393	36.640	22.332	34.427	24:46.056
9	1:54.072	21.249	36.418	22.199	34.206	26:40.128
10	2:12.873 B	21.150	36.867	22.056	<b>52.800</b>	28:53.001
11	2:29.524	<b>55.913</b>	36.410	22.065	35.136	31:22.525
12	<b>1:53.046</b>	<b>20.524</b>	<b>36.277</b>	22.162	34.083	33:15.571
13	1:53.516	21.113	36.427	22.053	<b>33.923</b>	35:09.087

**38 Alessio ARNOLD** CHE  
Fullmoto AC Racing Junior Team HONDA

1	2:30.546	<b>54.025</b>	38.483	23.039	34.999	2:30.546
2	1:54.862	21.422	36.729	22.150	34.561	4:25.408
3	1:53.622	21.253	36.283	22.004	34.082	6:19.030



## Momoven Moto4 EC 2026

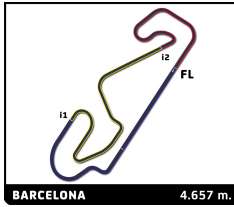
### FIM MOTO JUNIOR CIRCUIT DE BARCELONA - CATALUNYA

#### FP1 Momoven Moto4 EC- GR-A

#### Slow Sector Analysis (114%)

■ Personal Best ■ Session Best B Crossing the pit lane

Lap	Time	Sector 1	Sector 2	Sector 3	Sector 4	Elapsed	Lap	Time	Sector 1	Sector 2	Sector 3	Sector 4	Elapsed
4	1:54.635	20.887	37.477	21.957	34.314	8:13.665							
5	1:53.469	20.963	36.331	22.047	34.128	10:07.134							
6	1:53.880	21.181	36.417	22.131	34.151	12:01.014							
7	1:53.453	20.921	36.379	22.116	34.037	13:54.467							
8	1:55.273	<b>20.742</b>	37.749	22.124	34.658	15:49.740							
9	2:09.362 B	21.124	36.782	22.120	<b>49.336</b>	17:59.102							
10	9:28.904	<b>7:48.169</b>	40.401	23.762	36.572	27:28.006							
11	1:52.890	21.029	36.046	21.907	33.908	29:20.896							
12	1:53.065	20.977	36.130	21.965	33.993	31:13.961							
13	1:52.711	20.961	35.985	21.942	33.823	33:06.672							
14	1:52.616	20.879	36.058	21.866	33.813	34:59.288							
15	<b>1:52.312</b>	20.945	<b>35.981</b>	<b>21.857</b>	<b>33.529</b>	36:51.600							
<b>41</b>	<b>David PERIS</b>						ESP						
	Team Altoگو						HONDA						
1	2:30.608	<b>54.247</b>	38.476	22.956	34.929	2:30.608							
2	1:55.352	21.463	36.923	22.333	34.633	4:25.960							
3	1:54.296	20.923	<b>36.464</b>	<b>22.223</b>	34.686	6:20.256							
4	1:55.108	21.125	36.726	22.492	34.765	8:15.364							
5	1:55.642	21.433	36.752	22.435	35.022	10:11.006							
6	2:08.075 B	20.753	36.871	22.439	<b>48.012</b>	12:19.081							
7	13:47.648 B	...	38.289	23.329	<b>47.912</b>	26:06.729							
8	3:16.479	<b>1:41.621</b>	37.901	22.365	<b>34.592</b>	29:23.208							
9	<b>1:54.212</b>	<b>20.738</b>	36.594	22.383	<b>34.497</b>	31:17.420							
10	1:54.971	21.322	36.613	22.332	34.704	33:12.391							
11	1:55.415	21.447	36.689	22.435	34.844	35:07.806							
<b>48</b>	<b>Andres GARCIA</b>						ESP						
	Aipar						HONDA						
1	6:17.532	<b>4:41.840</b>	38.305	22.743	34.644	6:17.532							
2	1:56.123	21.596	36.891	22.341	35.295	8:13.655							
3	1:53.963	21.400	36.529	22.089	33.945	10:07.618							
4	1:54.489	20.972	37.152	22.021	34.344	12:02.107							
5	1:55.233	21.051	36.543	22.011	35.628	13:57.340							
6	2:02.073 B	20.889	36.257	21.865	<b>43.062</b>	15:59.413							
7	9:47.758	<b>8:03.149</b>	38.362	23.471	<b>42.776</b>	25:47.171							
8	1:53.226	21.141	36.297	21.929	33.859	27:40.397							
9	1:52.609	20.785	36.128	21.880	33.816	29:33.006							
10	1:59.379	<b>20.564</b>	40.040	23.604	35.171	31:32.385							
11	<b>1:52.144</b>	20.709	<b>36.075</b>	<b>21.781</b>	<b>33.579</b>	33:24.529							
12	1:52.455	20.840	36.191	21.830	33.594	35:16.984							
<b>49</b>	<b>Izan RODRIGUEZ</b>						ESP						
	ETG Racing						HONDA						
1	2:25.524	<b>43.899</b>	39.569	23.091	<b>38.965</b>	2:25.524							
2	1:54.497	21.427	36.680	22.150	34.240	4:20.021							
3	1:54.314	21.140	36.295	23.022	33.857	6:14.335							
4	1:53.104	20.974	36.282	21.900	33.948	8:07.439							
5	1:52.425	20.874	35.963	21.787	33.801	9:59.864							
6	2:12.055 B	22.891	37.253	22.264	<b>49.647</b>	12:11.919							
7	13:35.107	...	38.374	24.108	<b>42.092</b>	25:47.026							
8	1:53.000	21.158	36.184	21.854	33.804	27:40.026							
9	<b>1:51.818</b>	20.752	<b>35.855</b>	<b>21.679</b>	<b>33.532</b>	29:31.844							
10	1:58.554	20.699	40.598	22.839	34.418	31:30.398							
11	1:51.954	<b>20.694</b>	35.944	21.771	33.545	33:22.352							
12	1:52.877	20.701	35.870	21.850	34.456	35:15.229							
<b>53</b>	<b>Victor CUBELES</b>						ESP						
	TEAM IMPALA HONDA						HONDA						
1	2:46.693	<b>1:05.809</b>	<b>41.610</b>	23.326	35.948	2:46.693							
2	1:56.630	21.787	37.356	22.470	35.017	4:43.323							
3	1:54.997	21.568	36.794	22.178	34.457	6:38.320							
4	1:53.163	20.994	36.269	21.880	34.020	8:31.483							
5	1:53.710	21.381	36.322	21.964	34.043	10:25.193							
6	1:56.634	20.825	36.562	23.797	35.450	12:21.827							
7	1:53.278	21.102	36.268	21.914	33.994	14:15.105							
8	1:52.987	21.070	36.180	21.842	33.895	16:08.092							
9	2:07.727 B	20.672	37.447	22.495	<b>47.113</b>	18:15.819							
10	9:11.132	<b>7:30.996</b>	<b>42.990</b>	22.713	34.433	27:26.951							
11	1:52.630	21.000	36.122	21.853	33.655	29:19.581							
12	1:52.100	20.755	<b>35.895</b>	21.731	33.719	31:11.681							
13	1:53.430	20.809	36.771	21.940	33.910	33:05.111							
14	<b>1:51.913</b>	<b>20.617</b>	35.934	<b>21.718</b>	<b>33.644</b>	34:57.024							
15	1:54.432	20.820	36.697	22.057	34.858	36:51.456							
<b>55</b>	<b>Mikey Louie SANCHEZ</b>						USA						
	AC RACING TEAM						HONDA						
1	4:13.332	<b>2:32.259</b>	41.091	24.480	35.502	4:13.332							
2	1:57.999	21.267	37.076	22.292	37.364	6:11.331							
3	1:53.947	21.090	36.544	22.008	34.305	8:05.278							
4	1:53.971	21.224	36.416	21.862	34.469	9:59.249							
5	2:00.610	<b>23.738</b>	38.781	22.640	35.451	11:59.859							
6	1:57.228	21.135	38.390	22.381	35.322	13:57.087							
7	2:07.383 B	20.611	36.501	21.859	<b>48.412</b>	16:04.470							
8	11:24.150	<b>9:42.191</b>	<b>42.793</b>	23.923	35.243	27:28.620							
9	1:53.381	21.169	36.403	<b>21.837</b>	33.972	29:22.001							
10	1:52.852	20.498	36.342	21.957	34.055	31:14.853							
11	1:53.104	21.024	36.245	22.006	<b>33.829</b>	33:07.957							
12	<b>1:52.154</b>	<b>20.129</b>	<b>36.174</b>	21.935	33.916	35:00.111							
<b>60</b>	<b>Iker RODRIGUEZ</b>						ESP						
	Team Honda Laglisse						HONDA						
1	2:22.059	<b>43.421</b>	39.869	22.902	35.867	2:22.059							
2	1:56.006	21.797	37.173	22.155	34.881	4:18.065							
3	1:55.650	21.470	37.138	22.289	34.753	6:13.715							
4	1:55.065	<b>20.968</b>	37.204	22.229	34.664	8:08.780							
5	1:55.079	21.360	<b>36.738</b>	22.245	34.736	10:03.859							
6	1:55.750	20.978	37.270	22.487	35.015	11:59.609							
7	1:55.379	21.329	37.146	22.378	34.526	13:54.988							
8	2:06.582 B	21.313	36.882	22.235	<b>46.152</b>	16:01.570							
9	9:42.554	<b>8:00.325</b>	38.774	22.772	<b>40.683</b>	25:44.124							
10	2:24.708 B	21.570	<b>51.532</b>	<b>26.117</b>	<b>45.489</b>	28:08.832							
11	4:57.798	<b>3:16.712</b>	<b>42.407</b>	23.013	35.666	33:06.630							
12	<b>1:54.070</b>	21.006	36.881	<b>22.021</b>	<b>34.162</b>	35:00.700							
<b>62</b>	<b>Ethan SPARKS</b>						GBR						
	British Talent Team - GRYP Racing						HONDA						
1	2:17.964	<b>40.747</b>	38.184	22.777	36.256	2:17.964							
2	1:53.940	21.287	36.253	22.110	34.290	4:11.904							
3	1:59.054	21.572	37.390	22.328	37.764	6:10.958							
4	1:53.321	21.092	36.413	21.842	33.974	8:04.279							
5	1:53.513	21.101	36.329	22.011	34.072	9:57.792							
6	2:15.536 B	<b>25.040</b>	38.695	22.660	<b>49.141</b>	12:13.328							



**Momoven Moto4 EC 2026**

FIM MOTO JUNIOR CIRCUIT DE BARCELONA - CATALUNYA

FP1 Momoven Moto4 EC- GR-A

Slow Sector Analysis (114%)

Personal Best Session Best B Crossing the pit lane

Lap	Time	Sector 1	Sector 2	Sector 3	Sector 4	Elapsed	Lap	Time	Sector 1	Sector 2	Sector 3	Sector 4	Elapsed
7	13:33.854	...	38.563	22.815	41.785	25:47.182	<b>89</b> <b>Eric RUZ</b> ESP						
8	1:55.584	22.115	37.505	22.109	33.855	27:42.766	TEAM IMPALA HONDA HONDA						
9	1:52.889	20.765	36.648	21.816	33.660	29:35.655	1	2:26.391	45.866	38.434	23.001	39.090	2:26.391
10	1:52.774	20.690	36.437	21.856	33.791	31:28.429	2	1:54.315	21.472	36.586	22.005	34.252	4:20.706
11	1:57.713	23.943	37.975	21.806	33.989	33:26.142	3	1:54.525	21.235	36.988	22.195	34.107	6:15.231
12	1:52.239	20.974	35.930	21.712	33.623	35:18.381	4	1:52.766	20.542	36.215	22.021	33.988	8:07.997
<b>69</b> <b>Archie SCHMIDT</b> AUS							5	1:53.697	21.107	36.340	22.182	34.068	10:01.694
MTA JUNIOR TEAM HONDA							6	1:54.424	21.231	36.621	22.277	34.295	11:56.118
1	2:26.747	45.041	39.080	23.205	39.421	2:26.747	7	1:56.400	21.436	36.530	22.164	36.270	13:52.518
2	1:55.035	21.534	36.966	22.053	34.482	4:21.782	8	2:13.921 B	21.272	39.875	22.406	50.368	16:06.439
3	1:55.103	21.238	37.005	22.205	34.655	6:16.885	9	9:41.068	8:01.698	38.003	22.870	38.497	25:47.507
4	1:53.840	21.208	36.462	21.949	34.221	8:10.725	10	1:53.683	21.034	36.515	22.126	34.008	27:41.190
5	1:53.771	21.105	36.379	21.948	34.339	10:04.496	11	1:52.626	20.877	35.884	21.789	34.076	29:33.816
6	2:11.826 B	21.199	36.710	22.458	51.459	12:16.322	12	1:58.857	21.053	39.034	23.306	35.464	31:32.673
7	13:29.156	...	38.329	22.605	40.093	25:45.478	13	1:52.758	20.903	36.169	21.816	33.870	33:25.431
8	1:54.863	21.370	36.786	22.223	34.484	27:40.341	14	1:52.978	21.091	36.035	21.889	33.963	35:18.409
9	1:53.396	21.231	36.196	21.735	34.234	29:33.737	<b>98</b> <b>Noprutpong BUNPRAWES</b> THA						
10	1:56.512	21.329	37.708	22.779	34.696	31:30.249	Honda Asia-Dream Racing Junior Tear HONDA						
11	1:53.085	21.087	36.187	21.856	33.955	33:23.334	1	2:28.113	45.232	38.552	23.180	41.149	2:28.113
12	1:53.435	21.275	36.104	21.998	34.058	35:16.769	2	1:53.946	21.197	36.579	21.981	34.189	4:22.059
<b>70</b> <b>Gabriel PIO</b> FRA							3	1:54.594	21.050	37.023	22.145	34.376	6:16.653
BRS - Brechon Racing School HONDA							4	1:53.505	21.037	36.246	21.960	34.262	8:10.158
1	2:15.786	38.637	38.782	23.013	35.354	2:15.786	5	1:55.446	21.195	37.548	22.270	34.433	10:05.604
2	1:56.989	21.891	37.401	22.644	35.053	4:12.775	6	1:54.715	21.207	36.452	22.110	34.946	12:00.319
3	1:56.630	21.689	37.746	22.302	34.893	6:09.405	7	2:10.398 B	21.320	38.657	22.691	47.730	14:10.717
4	1:55.881	21.678	36.976	22.406	34.821	8:05.286	8	11:37.420	9:54.281	38.011	22.659	42.469	25:48.137
5	1:55.709	21.498	36.963	22.288	34.960	10:00.995	9	1:53.207	20.963	36.435	21.799	34.010	27:41.344
6	1:55.791	21.487	37.268	22.386	34.650	11:56.786	10	1:52.500	20.826	36.144	21.729	33.801	29:33.844
7	1:55.421	21.402	36.957	22.273	34.789	13:52.207	11	1:55.635	20.762	37.097	23.170	34.606	31:29.479
8	2:07.744 B	21.875	38.549	22.679	44.641	15:59.951	12	1:52.502	20.904	35.970	21.933	33.695	33:21.981
9	10:14.807	8:38.120	38.114	22.911	35.662	26:14.758	13	1:53.091	20.911	36.139	21.740	34.301	35:15.072
10	1:56.481	21.706	37.142	22.559	35.074	28:11.239	<b>75</b> <b>Siegert ROBIN</b> GER						
11	1:58.585	21.604	37.207	22.677	37.097	30:09.824	Kiefer Racing HONDA						
12	1:57.051	21.725	37.502	22.727	35.097	32:06.875	1	2:22.272	44.099	39.461	23.259	35.453	2:22.272
13	2:08.379	24.733	44.826	23.237	35.583	34:15.254	2	1:55.716	21.386	37.089	22.345	34.896	4:17.988
14	1:56.730	21.695	37.398	22.633	35.004	36:11.984	3	1:55.045	21.172	36.846	22.337	34.690	6:13.033
<b>75</b> <b>Siegert ROBIN</b> GER							4	1:54.296	21.074	36.683	22.102	34.437	8:07.329
Kiefer Racing HONDA							5	1:55.097	21.348	36.598	22.257	34.894	10:02.426
1	2:22.272	44.099	39.461	23.259	35.453	2:22.272	6	1:57.658	20.917	37.026	22.244	37.471	12:00.084
2	1:55.716	21.386	37.089	22.345	34.896	4:17.988	7	1:55.407	21.029	37.381	22.355	34.642	13:55.491
3	1:55.045	21.172	36.846	22.337	34.690	6:13.033	8	2:07.928 B	20.974	36.875	22.455	47.624	16:03.419
4	1:54.296	21.074	36.683	22.102	34.437	8:07.329	9	7:07.681	5:31.392	37.794	22.970	35.525	23:11.100
5	1:55.097	21.348	36.598	22.257	34.894	10:02.426	10	1:57.113	21.653	37.152	23.229	35.079	25:08.213
6	1:57.658	20.917	37.026	22.244	37.471	12:00.084	11	2:06.133 B	21.326	36.803	22.542	45.462	27:14.346
7	1:55.407	21.029	37.381	22.355	34.642	13:55.491	12	2:47.775	1:11.710	37.918	23.204	34.943	30:02.121
8	2:07.928 B	20.974	36.875	22.455	47.624	16:03.419	13	1:55.607	21.005	36.749	22.317	35.536	31:57.728
9	7:07.681	5:31.392	37.794	22.970	35.525	23:11.100	14	1:54.885	21.171	36.692	22.310	34.712	33:52.613
10	1:57.113	21.653	37.152	23.229	35.079	25:08.213	15	2:06.853 B	21.176	37.807	22.769	45.101	35:59.466
11	2:06.133 B	21.326	36.803	22.542	45.462	27:14.346							
12	2:47.775	1:11.710	37.918	23.204	34.943	30:02.121							
13	1:55.607	21.005	36.749	22.317	35.536	31:57.728							
14	1:54.885	21.171	36.692	22.310	34.712	33:52.613							
15	2:06.853 B	21.176	37.807	22.769	45.101	35:59.466							