

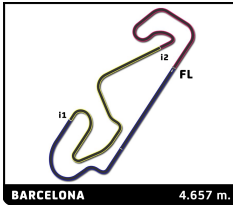
Momoven Moto4 EC 2026

FIM MOTO JUNIOR CIRCUIT DE BARCELONA - CATALUNYA

FP1 Momoven Moto4 EC- GR-B

Sector Analysis

_ Invalidated Lap							■ Personal Best							■ Session Best							B Crossing the pit lane																																																																																				
Lap	Time	Sector 1	Sector 2	Sector 3	Sector 4	T.Spd	Lap	Time	Sector 1	Sector 2	Sector 3	Sector 4	T.Spd	Lap	Time	Sector 1	Sector 2	Sector 3	Sector 4	T.Spd	Lap	Time	Sector 1	Sector 2	Sector 3	Sector 4	T.Spd																																																																														
51	Alfonsi DAQUIGAN						PHI	6	1:56.870	22.019	37.346	22.499	35.006	204.7	7	1:54.038	21.401	36.568	21.882	34.187	214.9	8	1:53.738	21.175	36.658	21.908	33.997	215.3	9	2:01.640 B	21.056	35.977	21.664	42.943	214.9	10	8:16.504	6:44.066	36.926	21.761	33.751	163.5	11	1:51.219	20.808	35.557	21.558	33.296	217.4	12	1:51.364	20.630	35.412	21.733	33.589	220.1	13	1:51.399	20.760	35.727	21.588	33.324	217.4	14	1:51.736	20.866	35.763	21.571	33.536	216.1	15	1:51.853	20.884	35.733	21.678	33.558	216.1																												
Honda Asia-Dream Racing Junior Team							HONDA																																																																																																		
1	2:18.252	43.240	36.615	22.428	35.969	160.6	2	2:09.604 B	21.155	39.493	22.946	46.010	221.4	3	2:09.637	37.037	36.498	21.994	34.108	170.1	4	1:52.494	20.930	35.996	21.821	33.747	220.1	5	1:52.030	20.818	35.847	21.688	33.677	219.2	6	1:52.077	20.831	35.737	21.763	33.746	218.8	7	2:09.666 B	21.986	38.148	23.148	46.384	211.9	8	5:46.430	4:13.761	36.887	22.092	33.690	164.2	9	1:52.180	20.955	35.671	21.741	33.813	215.3	10	1:58.892	22.593	39.006	22.422	34.871	216.6	11	1:51.551	20.864	35.521	21.638	33.528	217.4	12	1:50.694	20.658	35.404	21.464	33.168	220.5	13	1:58.183	20.790	38.291	23.904	35.198	224.2	14	1:51.263	20.711	35.456	21.645	33.451	220.5	15	2:13.357 B	24.822	38.267	22.541	47.727	201.7	
67	Lorenzo PRITELLI						ITA	1	2:22.321	44.562	38.231	22.798	36.730	163.5	2	1:52.927	21.046	35.918	22.017	33.946	221.9	3	1:53.263	20.562	36.610	22.258	33.833	224.2	4	1:52.980	21.157	36.307	21.704	33.812	220.5	5	1:51.557	20.868	35.665	21.545	33.479	220.1	6	2:04.483 B	20.862	35.547	21.567	46.507	220.1	7	11:58.104	...	40.214	22.453	34.218	144.4	8	1:51.511	20.749	35.661	21.554	33.547	223.2	9	1:51.253	20.821	35.474	21.448	33.510	218.8	10	1:51.179	20.796	35.313	21.592	33.478	217.9	11	2:58.985 B	20.725	1:26.914	23.579	47.767	217.9																					
TEAM ECHOVIT PASINI RACING							HONDA																																																																																																		
84	Vincenzo DI VEROLI						ITA	1	2:22.399	47.047	36.868	22.149	36.335	145.9	2	1:53.016	21.038	36.032	21.956	33.990	217.9	3	1:53.171	20.612	36.550	22.265	33.744	220.5	4	1:53.069	21.185	36.469	21.755	33.660	219.6	5	1:52.003	20.864	35.993	21.557	33.589	221.0	6	1:52.337	20.904	35.754	21.898	33.781	219.2	7	2:09.344 B	21.301	37.882	22.510	47.651	213.6	8	10:00.347	8:23.567	40.193	22.412	34.175	166.0	9	1:52.347	21.217	35.985	21.568	33.577	219.6	10	1:51.518	20.834	35.700	21.652	33.332	221.0	11	1:51.203	20.491	35.766	21.634	33.312	219.2	12	1:53.584	20.683	35.542	22.027	35.332	221.4	13	1:52.588	21.077	35.785	21.903	33.823	214.0	14	1:52.211	20.838	35.700	21.922	33.751	217.0
AC RACING TEAM							HONDA																																																																																																		
46	Álvaro LUCAS						ESP	1	2:11.669	28.770	40.997	24.639	37.263	135.1	2	2:03.153	24.252	39.051	23.509	36.341	180.3	3	1:59.047	22.881	37.752	22.937	35.477	198.4	4	1:57.393	22.295	37.524	22.518	35.056	204.7	5	1:56.268	21.853	37.094	22.405	34.916	208.3																																																															
CFMOTO Aspar Junior Team							HONDA																																																																																																		
31	Edoardo SAVINO						ITA	1	3:53.414	2:19.277	37.254	22.245	34.638	152.9	2	1:53.458	21.060	36.306	21.961	34.131	218.3	3	1:52.903	20.838	36.227	21.863	33.975	221.0	4	1:53.161	20.839	36.239	21.931	34.152	220.1	5	1:56.221	21.467	36.985	22.222	35.547	216.6	6	2:12.607 B	20.923	38.024	22.397	51.263	217.4	7	12:08.490	...	42.634	21.847	33.787	95.4	8	1:52.185	20.715	35.952	21.766	33.752	224.6	9	1:51.282	20.636	35.609	21.451	33.586	227.4	10	1:51.682	20.727	35.797	21.656	33.502	219.2	11	1:51.242	20.657	35.576	21.474	33.535	221.4	12	1:54.952	20.615	37.078	22.817	34.442	219.6														
LEOPARD JUNIOR							HONDA																																																																																																		
27	Mateo MARULANDA						COL	1	2:22.718	44.944	37.987	22.816	36.971	158.5	2	1:53.045	21.000	36.205	21.920	33.920	222.3	3	1:53.522	20.761	36.165	22.448	34.148	221.0	4	1:52.253	20.981	35.851	21.690	33.731	220.1	5	1:52.087	20.872	35.878	21.695	33.642	221.0	6	2:04.835 B	20.766	35.899	21.844	46.326	221.9	7	11:57.264	...	37.641	22.389	34.108	161.1	8	1:51.650	20.906	35.690	21.592	33.462	220.5	9	1:51.543	20.697	35.584	21.531	33.731	223.7	10	1:51.317	20.660	35.593	21.708	33.356	221.4	11	1:53.168	20.701	35.668	22.590	34.209	219.6	12	1:51.376	20.709	35.757	21.653	33.257	219.2	13	1:56.532	20.568	39.230	22.345	34.389	223.2							
AC RACING TEAM							HONDA																																																																																																		
21	David SÁNCHEZ						ESP	1	2:18.443	29.141	40.794	25.569	42.939	159.6	2	1:56.922	21.140	38.170	22.862	34.750	222.3	3	1:53.565	21.073	36.382	22.167	33.943	220.1	4	1:52.988	21.075	36.512	21.681	33.720	218.8	5	1:51.855	20.802	35.979	21.509	33.565	222.3	6	2:10.601 B	21.006	39.046	22.532	48.017	216.6	7	11:51.398	...	40.285	22.980	34.395	149.5	8	1:52.208	20.932	35.860	21.718	33.698	219.6	9	1:51.549	20.441	35.805	21.655	33.648	220.1	10	1:51.605	20.240	36.128	21.700	33.537	220.1	11	1:52.239	20.869	35.927	21.793	33.650	219.6	12	1:51.614	20.952	35.825	21.461	33.376	223.2	13	1:56.257	20.857	37.552	22.588	35.260	217.4							
FRANCO RACING VHC TEAM							HONDA																																																																																																		



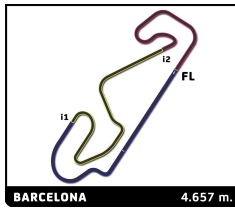
Momoven Moto4 EC 2026

FIM MOTO JUNIOR CIRCUIT DE BARCELONA - CATALUNYA

FP1 Momoven Moto4 EC- GR-B

Sector Analysis

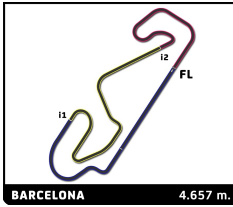
_ Invalidated Lap							■ Personal Best	■ Session Best	B Crossing the pit lane						
Lap	Time	Sector 1	Sector 2	Sector 3	Sector 4	T.Spd	Lap	Time	Sector 1	Sector 2	Sector 3	Sector 4	T.Spd		
17 Thias WENZEL GER															
Iarresport HONDA															
1	2:11.938	27.783	42.124	24.750	37.281	150.0	7	11:43.450	...	38.618	22.466	34.559	146.9		
2	2:01.140	22.019	37.686	24.023	37.412	212.8	8	1:54.494	21.617	36.853	21.750	34.274	216.1		
3	1:54.823	21.247	36.949	22.066	34.561	219.6	9	1:53.623	21.024	36.158	22.083	34.358	225.6		
4	1:54.412	21.193	36.578	22.072	34.569	219.2	10	1:52.792	21.191	35.997	21.782	33.822	224.2		
5	1:53.390	21.018	36.359	21.923	34.090	216.6	11	1:52.583	20.971	36.043	21.822	33.747	223.2		
6	1:53.677	21.044	36.569	21.895	34.169	219.6	12	1:52.704	20.929	35.999	21.763	34.013	221.4		
7	2:09.608B	21.247	37.146	22.571	48.644	218.8	13	1:52.683	20.927	36.058	21.844	33.854	221.0		
8	11:43.226	...	39.614	24.352	36.544	148.3									
9	1:56.545	21.518	38.232	22.320	34.475	209.5									
10	1:51.919	20.773	35.999	21.685	33.462	222.8									
11	1:51.775	20.567	35.908	21.776	33.524	223.2									
12	1:52.220	20.897	35.944	21.797	33.582	217.0									
13	1:54.726	20.889	37.020	22.158	34.659	218.3									
10 Afonso ALMEIDA POR															
FRANDO RACING VHC TEAM HONDA															
1	2:14.010	30.344	39.504	24.651	39.511	151.2									
2	2:02.135	21.523	40.485	23.330	36.797	218.3									
3	1:53.835	21.223	36.228	21.966	34.418	221.4									
4	1:54.554	20.932	36.677	22.409	34.536	216.6									
5	1:57.410	20.747	36.712	22.715	37.236	212.8									
6	2:06.331B	21.306	36.478	22.037	46.510	214.4									
7	11:47.650	...	40.515	22.360	34.213	145.2									
8	1:53.248	20.927	36.520	21.809	33.992	220.5									
9	1:52.537	20.444	36.200	21.838	34.055	217.0									
10	1:53.427	21.261	35.969	21.770	34.427	212.3									
11	1:53.699	21.936	36.129	21.766	33.868	202.1									
12	1:52.867	21.118	36.219	21.766	33.764	214.4									
13	1:52.268	21.003	35.861	21.664	33.740	217.0									
15 Cesc OBIOL ESP															
Team Monlau Motul HONDA															
1	2:14.184	29.532	40.641	24.577	39.434	143.4									
2	2:01.619	21.546	39.383	23.490	37.200	221.0									
3	1:53.297	21.188	36.155	21.917	34.037	219.6									
4	1:56.003	21.142	37.043	22.584	35.234	221.9									
5	1:54.735	21.299	36.346	21.794	35.296	220.5									
6	1:54.379	21.231	36.594	22.068	34.486	216.1									
7	1:57.353	21.991	37.955	22.422	34.985	212.8									
8	2:11.586B	21.647	38.040	22.461	49.438	216.6									
9	9:47.907	8:12.195	39.407	21.980	34.325	153.6									
10	1:53.705	20.608	36.502	22.242	34.353	218.8									
11	1:57.229	20.387	37.689	23.966	35.187	218.8									
12	1:52.872	20.987	36.060	21.796	34.029	221.4									
13	2:16.191B	22.893	38.655	22.432	52.211	222.8									
2 Leonardo Pierluigi MARTINAZZI ITA															
AC RACING TEAM HONDA															
1	3:18.473	1:38.260	39.733	23.824	36.656	141.0									
2	1:59.739	22.634	37.953	23.279	35.873	199.5									
3	1:58.641	22.432	37.642	22.954	35.613	198.0									
4	1:58.124	22.355	37.388	23.063	35.318	201.0									
5	1:57.985	22.098	37.651	22.922	35.314	201.0									
6	1:58.056	22.058	37.364	22.926	35.708	200.2									
7	1:57.707	22.454	37.388	22.719	35.146	198.0									
8	1:56.597	21.824	37.099	22.601	35.073	204.7									
9	2:10.881B	21.490	36.829	22.477	50.085	214.0									
10	6:31.150	4:52.558	38.575	23.846	36.171	136.1									
11	1:53.331	21.099	36.219	21.997	34.016	221.0									
12	1:54.001	21.009	36.263	22.189	34.540	220.1									
13	1:53.588	20.999	36.565	22.005	34.019	219.6									
14	1:52.978	20.952	36.032	21.873	34.121	221.9									
15	1:52.957	20.859	36.087	21.979	34.032	222.3									
96 Álex DEBÓN ESP															
SNIPERS IGAXTEAM HONDA															
1	2:11.947	27.654	42.202	24.717	37.374	131.5									



Momoven Moto4 EC 2026
FIM MOTO JUNIOR CIRCUIT DE BARCELONA - CATALUNYA
FP1 Momoven Moto4 EC- GR-B

Sector Analysis

_ Invalidated Lap							■ Personal Best							■ Session Best							B Crossing the pit lane						
Lap	Time	Sector 1	Sector 2	Sector 3	Sector 4	T.Sp	Lap	Time	Sector 1	Sector 2	Sector 3	Sector 4	T.Sp	Lap	Time	Sector 1	Sector 2	Sector 3	Sector 4	T.Sp	Lap	Time	Sector 1	Sector 2	Sector 3	Sector 4	T.Sp
2	2:05.074	22.863	40.482	23.483	38.246	209.5																					
3	1:57.112	21.396	37.414	22.595	35.707	224.2																					
4	1:55.752	21.406	37.148	22.220	34.978	222.3																					
5	2:12.785B	21.037	38.343	22.614	50.791	220.5																					
6	13:32.712	...	37.949	22.456	35.116	165.2																					
7	1:54.474	21.400	36.600	21.992	34.482	216.6																					
8	1:53.357	20.364	36.474	21.976	34.543	222.3																					
9	1:54.406	21.023	36.612	22.098	34.673	221.0																					
10	1:56.993	20.571	36.915	22.293	37.214	218.8																					
11	2:14.206B	21.167	40.593	22.363	50.083	224.6																					
12	Sebastian FERRUCCI						POL																				
	MTA JUNIOR TEAM						HONDA																				
1	2:23.335	48.267	37.389	22.736	34.943	156.2																					
2	1:55.065	21.040	36.437	22.540	35.048	220.1																					
3	1:54.522	21.058	36.487	22.344	34.633	219.2																					
4	22:04.161	...	38.430	22.730	35.408	216.6																					
5	1:56.846	21.534	37.323	22.875	35.114	212.8																					
6	1:55.696	21.426	36.881	22.392	34.997	212.8																					
7	1:55.703	21.496	36.869	22.370	34.968	211.9																					
8	1:55.293	21.404	36.772	22.341	34.776	209.9																					
24	Luuk DE VRIES						NED																				
	AGR Team						HONDA																				
1	3:51.297	2:16.423	37.882	22.495	34.497	163.2																					
2	1:54.486	21.447	36.569	22.327	34.143	213.2																					
3	1:53.777	21.345	36.427	21.988	34.017	211.1																					
4	1:53.454	21.271	36.396	21.780	34.007	211.9																					
5	1:54.854	21.116	36.407	21.992	35.339	217.9																					
6	2:10.923B	21.377	38.043	23.074	48.429	209.1																					
7	12:42.107	...	38.161	22.246	34.436	164.5																					
8	1:53.905	21.379	36.534	22.117	33.875	211.5																					
9	1:53.759	21.247	36.526	22.018	33.968	211.9																					
10	1:54.464	21.247	36.597	22.533	34.087	211.9																					
11	1:53.817	21.250	36.447	22.024	34.096	211.5																					
12	1:53.849	21.369	36.369	22.100	34.011	209.5																					
5	Kevin CANCELLIERI						ITA																				
	LEOPARD JUNIOR						HONDA																				
1	2:59.893	1:23.471	38.776	22.825	34.821	148.1																					
2	1:54.982	21.411	36.695	22.332	34.544	214.0																					
3	1:54.691	21.337	36.717	22.304	34.333	213.6																					
4	1:56.203	22.213	37.147	22.426	34.417	211.5																					
5	1:54.081	21.426	36.493	22.028	34.134	211.9																					
6	1:53.981	21.303	36.373	22.100	34.205	211.1																					
7	2:13.368B	22.067	38.690	22.539	50.072	211.1																					
8	10:04.570B	8:06.540	46.496	23.920	47.614	91.8																					
9	2:18.875	41.039	40.651	22.515	34.670	137.6																					
10	1:58.376	21.501	36.780	23.212	36.883	210.7																					
11	1:54.577	21.324	36.697	22.142	34.414	211.1																					
12	1:55.420	21.507	36.631	22.198	35.084	208.7																					
13	2:11.270	22.885	45.996	25.264	37.125	209.9																					
77	Joel MORA						ROU																				
	Fullmoto AC Racing Junior Team						HONDA																				
1	2:23.201	46.245	38.087	22.744	36.125	161.5																					
2	1:56.164	21.644	37.019	22.362	35.139	212.8																					
3	1:57.077	21.677	37.630	22.718	35.052	215.7																					
4	1:55.649	21.505	36.932	22.309	34.903	214.9																					
5	1:56.355	21.570	37.087	22.376	35.322	217.0																					
6	2:08.948B	21.512	37.390	22.661	47.385	215.7																					
7	11:44.653	...	39.100	22.440	35.120	164.7																					
8	1:56.593	21.477	37.082	22.375	35.659	215.3																					
9	1:59.916	21.601	36.965	22.507	38.843	212.8																					
10	1:55.913	21.456	37.185	22.421	34.851	213.6																					
11	1:56.042	21.393	37.251	22.415	34.983	217.4																					
12	1:58.992	22.041	38.588	22.847	35.516	215.7																					
13	1:56.674	21.649	37.091	22.540	35.394	211.5																					
59	Samuel CASTIBLANQUES						ESP																				
	Face Racing						HONDA																				
1	2:22.965	45.449	37.927	22.458	37.131	157.1																					
2	1:54.828	21.250	36.631	22.272	34.675	221.0																					
3	1:56.127	20.964	36.922	22.840	35.401	220.5																					
4	1:57.436	22.422	37.451	22.549	35.014	202.1																					
5	1:56.376	21.908	37.146	22.328	34.994	210.7																					
6	1:56.757	21.043	38.703	22.411	34.600	217.0																					
7	1:54.022	21.542	36.525	21.838	34.117	214.9																					
8	1:54.210	21.335	36.625	21.844	34.406	214.9																					
9	1:54.486	21.232	36.643	22.026	34.585	216.6																					
10	2:10.578B	21.483	36.653	22.298	50.144	211.5																					
11	13:16.595	...	37.000	22.297	34.510	160.4																					
12	1:54.935	21.140	37.435	21.899																							



Momoven Moto4 EC 2026
FIM MOTO JUNIOR CIRCUIT DE BARCELONA - CATALUNYA
FP1 Momoven Moto4 EC- GR-B

Sector Analysis

_ Invalidated Lap							■ Personal Best							■ Session Best							B Crossing the pit lane						
Lap	Time	Sector 1	Sector 2	Sector 3	Sector 4	T.Spd	Lap	Time	Sector 1	Sector 2	Sector 3	Sector 4	T.Spd	Lap	Time	Sector 1	Sector 2	Sector 3	Sector 4	T.Spd	Lap	Time	Sector 1	Sector 2	Sector 3	Sector 4	T.Spd
42 Mattia RUTIGLIANO ITA							RC113 Reparto Corse							HONDA													
1	2:08.661	29.465	39.312	23.288	36.596	156.7	3	1:58.471	21.821	38.075	22.868	35.707	215.7	1	2:04.902	25.755	39.019	23.953	36.175	153.6	1	2:12.736	29.522	40.754	24.662	37.798	151.2
2	1:58.386	21.656	37.852	22.876	36.002	214.4	4	1:56.902	21.538	37.450	22.613	35.301	221.0	2	2:03.873	21.947	38.208	24.230	39.488	209.9	2	1:59.543	21.735	38.304	23.137	36.367	217.9
3	2:01.528	22.142	41.075	22.873	35.438	213.6	5	1:56.641	21.454	37.306	22.504	35.377	223.2	3	1:57.213	21.538	37.492	22.683	35.500	213.6	3	1:57.943	21.664	37.616	22.946	35.488	209.9
4	1:56.455	21.731	36.907	22.866	34.951	213.2	6	1:55.849	21.583	37.091	22.225	34.950	218.8	4	2:00.225	24.520	37.809	22.658	35.238	211.1	4	1:57.943	21.664	37.616	22.946	35.488	209.9
5	1:56.387	21.284	37.250	22.632	35.221	219.2	7	2:13.849B	21.407	38.912	23.359	50.171	214.4	5	1:56.592	21.362	37.532	22.531	35.167	217.4	5	1:56.439	21.661	37.177	22.533	35.068	215.3
6	1:55.849	21.583	37.091	22.225	34.950	218.8	8	9:50.156	8:13.047	38.353	22.919	35.837	159.2	6	1:56.253	21.334	37.284	22.552	35.083	217.9	6	1:56.806	21.544	37.489	22.630	35.143	214.0
7	2:13.849B	21.407	38.912	23.359	50.171	214.4	7	1:56.451	21.572	37.524	22.351	35.004	216.6	7	1:58.715	21.637	38.155	23.261	35.662	213.2	7	1:56.806	21.544	37.489	22.630	35.143	214.0
8	9:50.156	8:13.047	38.353	22.919	35.837	159.2	8	1:56.427	21.399	37.470	22.941	37.617	217.0	8	2:10.947B	21.815	37.468	22.527	49.137	208.3	8	1:56.837	21.711	37.236	22.711	35.179	211.9
9	1:56.451	21.572	37.524	22.351	35.004	216.6	9	1:57.184	21.890	37.877	22.594	34.823	211.1	9	9:33.936	7:55.905	39.358	23.145	35.528	160.4	9	1:57.145	21.816	37.410	22.696	35.223	210.7
10	1:59.427	21.399	37.470	22.941	37.617	217.0	10	1:55.910	21.119	37.300	22.476	35.015	218.8	10	1:56.539	21.460	37.391	22.572	35.116	214.9	10	1:57.630	21.935	37.178	22.863	35.654	208.3
11	1:57.184	21.890	37.877	22.594	34.823	211.1	11	1:56.840	21.727	37.574	22.469	35.070	213.2	11	1:55.907	21.460	36.951	22.602	34.894	218.3	11	2:10.439B	22.135	37.606	23.030	47.668	205.5
12	1:55.910	21.119	37.300	22.476	35.015	218.8	12	1:56.305	21.467	37.799	23.836	36.203	214.9	12	1:57.963	21.843	37.843	22.818	35.459	215.7	12	9:53.212	8:16.415	38.240	22.875	35.682	47.7
13	1:56.840	21.727	37.574	22.469	35.070	213.2	13	1:56.840	21.727	37.574	22.469	35.070	213.2	13	1:56.397	21.386	37.313	22.442	35.256	216.1	13	1:58.088	21.876	37.744	22.958	35.510	210.3
14	1:59.305	21.467	37.799	23.836	36.203	214.9	14	1:59.305	21.467	37.799	23.836	36.203	214.9	14	2:01.979	24.597	38.949	22.597	35.836	212.3	14	1:58.015	21.821	37.760	22.946	35.488	209.9
83 Nicolás JIMENEZ ESP							Team Honda Laglisse							HONDA													
1	2:15.026	33.115	39.177	23.850	38.884	142.1	1	2:15.026	33.115	39.177	23.850	38.884	142.1	1	2:15.026	33.115	39.177	23.850	38.884	142.1	1	2:15.026	33.115	39.177	23.850	38.884	142.1
2	2:06.581	22.639	38.860	23.314	41.768	208.7	2	2:06.581	22.639	38.860	23.314	41.768	208.7	2	2:06.581	22.639	38.860	23.314	41.768	208.7	2	2:06.581	22.639	38.860	23.314	41.768	208.7
3	2:00.293	22.543	38.175	23.306	36.269	207.5	3	2:00.293	22.543	38.175	23.306	36.269	207.5	3	2:00.293	22.543	38.175	23.306	36.269	207.5	3	2:00.293	22.543	38.175	23.306	36.269	207.5
4	1:59.314	22.482	37.805	23.103	35.924	207.9	4	1:59.314	22.482	37.805	23.103	35.924	207.9	4	1:59.314	22.482	37.805	23.103	35.924	207.9	4	1:59.314	22.482	37.805	23.103	35.924	207.9
5	1:59.876	22.559	38.083	23.110	36.124	205.9	5	1:59.876	22.559	38.083	23.110	36.124	205.9	5	1:59.876	22.559	38.083	23.110	36.124	205.9	5	1:59.876	22.559	38.083	23.110	36.124	205.9
6	2:20.358B	22.977	38.817	23.538	55.026	203.6	6	2:20.358B	22.977	38.817	23.538	55.026	203.6	6	2:20.358B	22.977	38.817	23.538	55.026	203.6	6	2:20.358B	22.977	38.817	23.538	55.026	203.6
7	8:26.631	6:48.330	38.725	23.425	36.151	145.2	7	8:26.631	6:48.330	38.725	23.425	36.151	145.2	7	8:26.631	6:48.330	38.725	23.425	36.151	145.2	7	8:26.631	6:48.330	38.725	23.425	36.151	145.2
8	1:59.876	22.832	37.946	23.094	36.004	202.1	8	1:59.876	22.832	37.946	23.094	36.004	202.1	8	1:59.876	22.832	37.946	23.094	36.004	202.1	8	1:59.876	22.832	37.946	23.094	36.004	202.1
9	1:59.681	22.700	37.898	23.244	35.839	201.7	9	1:59.681	22.700	37.898	23.244	35.839	201.7	9	1:59.681	22.700	37.898	23.244	35.839	201.7	9	1:59.681	22.700	37.898	23.244	35.839	201.7
10	1:59.994	22.636	38.005	23.257	36.096	201.7	10	1:59.994	22.636	38.005	23.257	36.096	201.7	10	1:59.994	22.636	38.005	23.257	36.096	201.7	10	1:59.994	22.636	38.005	23.257	36.096	201.7
11	2:01.425	22.741	38.192	24.391	36.101	200.6	11	2:01.425	22.741	38.192	24.391	36.101	200.6	11	2:01.425	22.741	38.192	24.391	36.101	200.6	11	2:01.425	22.741	38.192	24.391	36.101	200.6
12	1:59.237	22.475	37.873	23.107	35.782	206.3	12	1:59.237	22.475	37.873	23.107	35.782	206.3	12	1:59.237	22.475	37.873	23.107	35.782	206.3	12	1:59.237	22.475	37.873	23.107	35.782	206.3
13	1:59.943	22.664	38.051	23.212	36.016	201.0	13	1:59.943	22.664	38.051	23.212	36.016	201.0	13	1:59.943	22.664	38.051	23.212	36.016	201.0	13	1:59.943	22.664	38.051	23.212	36.016	201.0
14	2:00.934	22.671	38.119	23.867	36.277	201.0	14	2:00.934	22.671	38.119	23.867	36.277	201.0	14	2:00.934	22.671	38.119	23.867	36.277	201.0	14	2:00.934	22.671	38.119	23.867	36.277	201.0
13 Luuk BORGGREVE NED							Dubbink TT Junior Sports							HONDA													
1	2:16.572	36.072	40.013	23.694	36.793	153.3	1	2:16.572	36.072	40.013	23.694	36.793	153.3	1	2:16.572	36.072	40.013	23.694	36.793	153.3	1	2:16.572	36.072	40.013	23.694	36.793	153.3
2	2:02.711	22.054	38.055	23.323	39.279	216.1	2	2:02.711	22.054	38.055	23.323	39.279	216.1	2	2:02.711	22.054	38.055	23.323	39.279	216.1	2	2:02.711	22.054	38.055	23.323	39.279	216.1
3	1:57.483	21.697	37.550	22.868	35.368	217.4	3	1:57.483	21.697	37.550	22.868	35.368	217.4	3	1:57.483	21.697	37.550	22.868	35.368	217.4	3	1:57.483	21.697	37.550	22.868	35.368	217.4
4	1:56.583	21.741	36.996	22.631	35.215	215.3	4	1:56.583	21.741	36.996	22.631	35.215	215.3	4	1:56.583	21.741	36.996	22.631	35.215	215.3	4	1:56.583	21.741	36.996	22.631	35.215	215.3
5	1:56.439	21.661	37.177	22.533	35.068	215.3	5	1:56.439	21.661	37.177	22.533	35.068	215.3	5	1:56.439	21.661	37.177	22.533	35.068	215.3	5	1:56.439	21.661	37.177	22.533	35.068	215.3
6	1:56.806	21.544	37.489	22.630	35.143	214.0	6	1:56.806	21.544	37.489	22.630	35.143	214.0	6	1:56.806	21.544	37.489	22.630	35.143	214.0	6	1:56.806	21.544	37.489	22.630	35.143	214.0
7	1:56.837	21.711	37.236	22.711	35.179	211.9	7	1:56.837	21.711	37.236	22.711	35.179	211.9	7	1:56.837	21.711	37.236	22.711	35.179	211.9	7	1:56.837	21.711	37.236	22.711	35.179	211.9
8	1:57.145	21.816	37.410	22.696	35.223	210.7	8	1:57.145	21.816	37.410	22.696	35.223	210.7	8	1:57.145	21.816	37.410	22.696	35.223	210.7	8	1:57.145	21.816	37.410	22.696	35.223	210.7
9	1:57.630	21.935	37.178	22.863	35.654	208.3	9	1:57.630	21.935	37.178	22.863	35.654	208.3	9	1:57.630	21.935	37.178	22.863	35.654	208.3	9	1:57.630	21.935	37.178	22.863	35.654	208.3
10	2:10.439B	22.135	37.606	23.030	47.668	205.5	10	2:10.439B	22.135	37.606	23.030	47.668	205.5	10	2:10.439B	22.135	37.606	23.030	47.668</								