

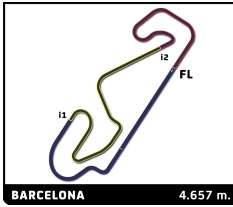
Momoven Moto4 EC 2026

FIM MOTO JUNIOR CIRCUIT DE BARCELONA - CATALUNYA

FP2 Momoven Moto4 EC- GR-A

Sector Analysis

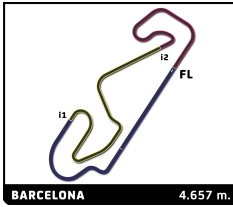
_ Invalidated Lap							■ Personal Best							■ Session Best							B Crossing the pit lane						
Lap	Time	Sector 1	Sector 2	Sector 3	Sector 4	T.Sp	Lap	Time	Sector 1	Sector 2	Sector 3	Sector 4	T.Sp	Lap	Time	Sector 1	Sector 2	Sector 3	Sector 4	T.Sp	Lap	Time	Sector 1	Sector 2	Sector 3	Sector 4	T.Sp
49 Izan RODRIGUEZ ESP																											
ETG Racing HONDA																											
1	2:30.935	56.169	37.024	22.209	35.533	156.4	6	1:54.969	20.961	36.319	22.023	35.666	222.3	11	1:52.418	20.983	35.965	21.676	33.794	222.8	16	2:10.407 B	20.922	36.583	22.575	50.327	219.2
2	1:53.807	20.969	36.205	21.819	34.814	225.6	7	1:53.781	21.491	36.208	22.055	34.027	214.4	12	1:56.885	21.366	36.494	22.025	37.000	214.4	17	1:52.908	20.962	36.148	21.870	33.928	217.9
3	1:54.021	21.167	36.789	21.731	34.334	225.6	8	2:11.380 B	21.409	37.467	22.383	50.121	214.9	13	1:53.259	20.924	36.523	21.725	34.087	220.5	18	1:52.908	20.962	36.148	21.870	33.928	217.9
4	1:52.581	20.954	36.037	21.705	33.885	225.6	9	7:55.086	6:21.288	37.715	22.102	33.981	161.1	14	1:52.729	21.200	35.949	21.800	33.780	217.0	19	1:52.908	20.962	36.148	21.870	33.928	217.9
5	1:53.392	21.202	36.271	21.865	34.054	215.3	10	1:52.729	21.200	35.949	21.800	33.780	217.0	15	1:52.576	21.010	36.050	21.718	33.798	214.9	20	1:52.908	20.962	36.148	21.870	33.928	217.9
6	1:55.723	21.875	37.510	22.019	34.319	205.9	11	1:52.418	20.983	35.965	21.676	33.794	222.8	16	1:52.923	21.125	36.010	21.881	33.907	214.9	21	1:52.908	20.962	36.148	21.870	33.928	217.9
7	1:53.568	20.939	36.561	22.079	33.989	221.9	12	1:56.885	21.366	36.494	22.025	37.000	214.4	17	1:52.664	21.109	35.961	21.772	33.822	214.9	22	1:52.908	20.962	36.148	21.870	33.928	217.9
8	2:10.967 B	21.810	38.134	22.063	48.960	209.9	13	1:53.259	20.924	36.523	21.725	34.087	220.5	18	1:52.720	21.111	36.055	21.833	33.721	214.4	23	1:52.908	20.962	36.148	21.870	33.928	217.9
9	9:47.692	8:14.063	37.065	22.577	33.987	135.6	14	2:10.407 B	20.922	36.583	22.575	50.327	219.2	19	1:52.488	21.026	35.905	21.767	33.790	214.4	24	1:52.908	20.962	36.148	21.870	33.928	217.9
10	1:51.992	20.815	35.713	21.571	33.893	222.8	15	1:52.908	20.962	36.583	22.575	50.327	219.2	20	1:52.539	21.052	35.927	21.748	33.812	214.9	25	1:52.908	20.962	36.148	21.870	33.928	217.9
11	1:57.452	20.900	37.128	23.164	36.260	221.0	16	1:52.908	20.962	36.583	22.575	50.327	219.2	21	1:52.513	21.041	35.932	21.711	33.829	215.7	26	1:52.908	20.962	36.148	21.870	33.928	217.9
12	1:52.908	20.962	36.148	21.870	33.928	217.9	17	1:52.908	20.962	36.583	22.575	50.327	219.2	22	1:52.857	21.160	35.898	21.919	33.880	214.4	27	1:52.908	20.962	36.148	21.870	33.928	217.9
53 Víctor CUBELES ESP																											
TEAM IMPALA HONDA HONDA																											
1	3:19.291	1:44.218	38.207	22.325	34.541	155.1	18	1:52.908	20.962	36.583	22.575	50.327	219.2	23	1:52.098	20.672	35.730	21.844	33.852	220.5	28	1:52.908	20.962	36.148	21.870	33.928	217.9
2	1:53.464	21.271	36.130	21.975	34.088	214.0	19	1:52.908	20.962	36.583	22.575	50.327	219.2	24	1:52.098	20.672	35.730	21.844	33.852	220.5	29	1:52.908	20.962	36.148	21.870	33.928	217.9
3	1:52.959	21.124	36.114	21.895	33.826	215.7	20	1:52.908	20.962	36.583	22.575	50.327	219.2	25	1:52.098	20.672	35.730	21.844	33.852	220.5	30	1:52.908	20.962	36.148	21.870	33.928	217.9
4	1:53.042	21.094	36.195	21.921	33.832	215.3	21	1:52.908	20.962	36.583	22.575	50.327	219.2	26	1:52.098	20.672	35.730	21.844	33.852	220.5	31	1:52.908	20.962	36.148	21.870	33.928	217.9
5	1:52.576	21.010	36.050	21.718	33.798	214.9	22	1:52.908	20.962	36.583	22.575	50.327	219.2	27	1:52.098	20.672	35.730	21.844	33.852	220.5	32	1:52.908	20.962	36.148	21.870	33.928	217.9
6	1:52.923	21.125	36.010	21.881	33.907	214.9	23	1:52.908	20.962	36.583	22.575	50.327	219.2	28	1:52.098	20.672	35.730	21.844	33.852	220.5	33	1:52.908	20.962	36.148	21.870	33.928	217.9
7	1:52.664	21.109	35.961	21.772	33.822	214.9	24	1:52.908	20.962	36.583	22.575	50.327	219.2	29	1:52.098	20.672	35.730	21.844	33.852	220.5	34	1:52.908	20.962	36.148	21.870	33.928	217.9
8	1:52.720	21.111	36.055	21.833	33.721	214.4	25	1:52.908	20.962	36.583	22.575	50.327	219.2	30	1:52.098	20.672	35.730	21.844	33.852	220.5	35	1:52.908	20.962	36.148	21.870	33.928	217.9
9	1:52.488	21.026	35.905	21.767	33.790	214.4	26	1:52.908	20.962	36.583	22.575	50.327	219.2	31	1:52.098	20.672	35.730	21.844	33.852	220.5	36	1:52.908	20.962	36.148	21.870	33.928	217.9
10	1:52.539	21.052	35.927	21.748	33.812	214.9	27	1:52.908	20.962	36.583	22.575	50.327	219.2	32	1:52.098	20.672	35.730	21.844	33.852	220.5	37	1:52.908	20.962	36.148	21.870	33.928	217.9
11	1:52.513	21.041	35.932	21.711	33.829	215.7	28	1:52.908	20.962	36.583	22.575	50.327	219.2	33	1:52.098	20.672	35.730	21.844	33.852	220.5	38	1:52.908	20.962	36.148	21.870	33.928	217.9
12	1:52.857	21.160	35.898	21.919	33.880	214.4	29	1:52.908	20.962	36.583	22.575	50.327	219.2	34	1:52.098	20.672	35.730	21.844	33.852	220.5	39	1:52.908	20.962	36.148	21.870	33.928	217.9
13	1:52.286	21.032	35.851	21.678	33.725	215.3	30	1:52.908	20.962	36.583	22.575	50.327	219.2	35	1:52.098	20.672	35.730	21.844	33.852	220.5	40	1:52.908	20.962	36.148	21.870	33.928	217.9
14	1:52.098	20.672	35.730	21.844	33.852	220.5	31	1:52.908	20.962	36.583	22.575	50.327	219.2	36	1:52.098	20.672	35.730	21.844	33.852	220.5	41	1:52.908	20.962	36.148	21.870	33.928	217.9
15	2:10.320 B	21.046	38.315	22.422	48.537	214.9	32	1:52.908	20.962	36.583	22.575	50.327	219.2	37	1:52.098	20.672	35.730	21.844	33.852	220.5	42	1:52.908	20.962	36.148	21.870	33.928	217.9
16	2:37.861 B	47.300	39.361	23.120	48.080	160.1	33	1:52.908	20.962	36.583	22.575	50.327	219.2	38	1:52.098	20.672	35.730	21.844	33.852	220.5	43	1:52.908	20.962	36.148	21.870	33.928	217.9
98 Noprutpong BUNPRAWES THA																											
Honda Asia-Dream Racing Junior Tear HONDA																											
1	3:25.651	1:48.967	38.014	22.899	35.771	158.3	34	1:52.908	20.962	36.583	22.575	50.327	219.2	39	1:52.098	20.672	35.730	21.844	33.852	220.5	44	1:52.908	20.962	36.148	21.870	33.928	217.9
2	1:55.242	21.195	37.071	22.332	34.644	219.2	35	1:52.908	20.962	36.583	22.575	50.327	219.2	40	1:52.098	20.672	35.730	21.844	33.852	220.5	45	1:52.908	20.962	36.148	21.870	33.928	217.9
3	1:53.080	20.930	36.164	21.864	34.122	221.0	36	1:52.908	20.962	36.583	22.575	50.327	219.2	41	1:52.098	20.672	35.730	21.844	33.852	220.5	46	1:52.908	20.962	36.148	21.870	33.928	217.9
4	1:54.161	21.187	36.387	22.326	34.261	216.1	37	1:52.908	20.962	36.583	22.575	50.327	219.2	42	1:52.098	20.672	35.730	21.844	33.852	220.5	47	1:52.908	20.962	36.148	21.870	33.928	217.9
5	1:55.037	20.945	37.401	21.970	34.721	219.2	38	1:52.908	20.962	36.583	22.575	50.327	219.2	43	1:52.098	20.672	35.730	21.844	33.852	220.5	48	1:52.908	20.962	36.148	21.870	33.928	217.9
6	1:54.382	21.437	36.322	22.024	34.599	213.6	39	1:52.908	20.962	36.583	22.575	50.327	219.2	44	1:52.098	20.672	35.730	21.844	33.852	220.5	49	1:52.908	20.962	36.148	21.870	33.928	217.9
7	2:13.213 B	21.773	38.944	23.420	49.076	207.1	40	1:52.908	20.962	36.583	22.575	50.327	219.2	45	1:52.098	20.672	35.730	21.844	33.852	220.5	50	1:52.908	20.962	36.148	21.870	33.928	217.9
8	10:49.994	9:15.275	37.789	22.544	34.386	154.2	41	1:52.908	20.962	36.583	22.575	50.327	219.2	46	1:52.098	20.672	35.730	21.844	33.852	220.5	51	1:52.908	20.962	36.148	21.870	33.928	217.9
9	1:53.040	21.254	35.970	21.746	34.070	215.7	42	1:52.908	20.962	36.583	22.575	50.327	219.2	47	1:52.098	20.672	35.730	21.844	33.852	220.5	52	1:52.908	20.962	36.148	21.870	33.928	217.9
10	1:53.076	21.190	35.982	21.900	34.004	216.6	43	1:52.908	2																		



Momoven Moto4 EC 2026
FIM MOTO JUNIOR CIRCUIT DE BARCELONA - CATALUNYA
FP2 Momoven Moto4 EC- GR-A

Sector Analysis

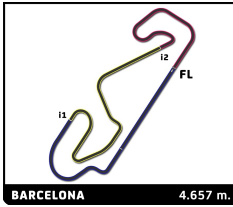
_ Invalidated Lap							■ Personal Best							■ Session Best							B Crossing the pit lane						
Lap	Time	Sector 1	Sector 2	Sector 3	Sector 4	T.Sp	Lap	Time	Sector 1	Sector 2	Sector 3	Sector 4	T.Sp	Lap	Time	Sector 1	Sector 2	Sector 3	Sector 4	T.Sp	Lap	Time	Sector 1	Sector 2	Sector 3	Sector 4	T.Sp
4 Qabil IRFAN MYS																											
SIC - GRYP Racing HONDA																											
1	3:25.123	1:49.250	37.547	22.926	35.400	156.0																					
2	1:53.754	21.178	36.133	22.398	34.045	215.7																					
3	1:53.244	21.297	36.066	21.993	33.888	213.2																					
4	1:53.083	21.121	35.986	22.050	33.926	214.0																					
5	1:52.955	21.094	36.022	22.024	33.815	213.6																					
6	1:52.989	21.162	35.987	21.982	33.858	213.6																					
7	1:53.100	21.085	36.045	22.108	33.862	213.6																					
8	1:53.246	21.249	36.116	21.998	33.883	213.6																					
9	1:53.150	21.136	36.126	22.014	33.874	213.6																					
10	1:53.283	21.237	36.121	22.073	33.852	212.8																					
11	1:54.018	21.197	36.189	22.471	34.161	212.8																					
12	1:53.756	21.213	36.158	22.108	34.277	213.6																					
13	1:53.789	21.209	36.370	22.151	34.059	214.4																					
14	1:53.934	21.331	36.279	22.066	34.258	212.8																					
15	2:09.579B	21.410	38.635	22.282	47.252	210.7																					
89 Eric RUZ ESP																											
TEAM IMPALA HONDA HONDA																											
1	3:34.666	1:58.147	38.285	23.056	35.178	155.8																					
2	1:55.203	21.772	36.716	22.229	34.486	211.9																					
3	1:54.148	21.363	36.326	22.149	34.310	214.0																					
4	1:54.657	21.436	36.723	22.191	34.307	212.8																					
5	1:54.136	21.512	36.301	22.090	34.233	211.9																					
6	1:54.360	21.449	36.344	22.117	34.450	211.5																					
7	1:54.708	21.471	36.718	22.180	34.339	211.5																					
8	1:55.295	21.616	36.770	22.341	34.568	209.9																					
9	1:56.992	21.661	38.136	22.671	34.524	210.3																					
10	1:59.403	21.795	40.057	22.758	34.793	211.1																					
11	1:54.503	21.557	36.467	22.179	34.300	210.3																					
12	1:59.341	21.908	39.395	22.891	35.147	207.9																					
13	1:53.830	21.490	36.488	21.925	33.927	211.1																					
14	1:53.293	21.284	36.271	21.773	33.965	214.0																					
15	1:53.370	20.902	36.195	21.987	34.286	222.8																					
16	2:12.777B	22.248	38.403	22.956	49.170	203.2																					
19 Tom ROLIN BEL																											
Fullmoto AC Racing Junior Team HONDA																											
1	2:29.589	49.722	37.476	22.499	39.892	164.5																					
2	1:54.075	21.296	36.445	21.964	34.370	219.2																					
3	1:54.116	21.009	36.287	22.306	34.514	221.0																					
4	1:53.431	21.051	36.491	21.908	33.981	220.1																					
5	1:54.676	21.539	36.301	22.809	34.027	216.1																					
6	1:54.376	20.994	36.360	21.841	35.181	219.6																					
7	1:54.313	21.528	36.434	22.061	34.290	221.9																					
8	2:11.025B	21.390	38.662	22.165	48.808	223.7																					
9	7:58.189	6:24.158	37.375	22.286	34.370	152.3																					
10	1:54.244	21.411	36.403	22.177	34.253	215.7																					
11	1:55.825	21.270	36.792	22.904	34.859	214.9																					
12	1:53.605	21.312	36.170	22.053	34.070	215.7																					
13	1:53.565	21.128	36.041	22.259	34.137	217.0																					
14	2:21.570B	21.149	36.288	24.354	59.779	216.1																					
62 Ethan SPARKS GBR																											
British Talent Team - GRYP Racing HONDA																											
1	3:25.007	1:48.348	38.310	22.762	35.587	153.8																					
2	1:55.475	21.533	36.897	22.613	34.432	214.9																					
3	1:53.520	21.419	36.299	21.720	34.082	214.0																					
4	1:53.625	21.291	36.176	22.015	34.143	212.3																					
5	1:53.710	21.193	36.510	21.986	34.021	213.6																					
6	2:08.106B	21.326	36.284	22.516	47.980	211.9																					
7	10:47.291	9:13.044	37.355	22.290	34.602	148.5																					
8	1:53.777	21.175	36.325	22.000	34.277	213.2																					
9	1:53.858	21.251	36.336	22.048	34.223	213.2																					
10	1:54.618	21.412	36.677	22.080	34.449	216.1																					
11	1:54.091	21.203	36.562	21.992	34.334	212.8																					
12	2:10.883B	21.454	36.297	23.328	49.804	209.9																					
69 Archie SCHMIDT AUS																											
MTA JUNIOR TEAM HONDA																											
1	3:25.865	1:50.545	37.364	22.373	35.583	155.8																					
2	1:54.952	21.386	36.582	22.342	34.642	223.2																					
3	1:54.345	21.407	36.350	22.100	34.488	216.6																					



Momoven Moto4 EC 2026
FIM MOTO JUNIOR CIRCUIT DE BARCELONA - CATALUNYA
FP2 Momoven Moto4 EC- GR-A

Sector Analysis

_ Invalidated Lap							■ Personal Best							■ Session Best							B Crossing the pit lane								
Lap	Time	Sector 1	Sector 2	Sector 3	Sector 4	T.Spd	Lap	Time	Sector 1	Sector 2	Sector 3	Sector 4	T.Spd	Lap	Time	Sector 1	Sector 2	Sector 3	Sector 4	T.Spd	Lap	Time	Sector 1	Sector 2	Sector 3	Sector 4	T.Spd		
4	1:54.598	21.134	36.538	22.179	34.747	219.6	12	3:42.567 B	1:51.016	38.998	22.710	49.843	158.3																
5	2:10.562 B	21.322	36.680	22.304	50.256	217.4																							
6	10:52.356	9:17.329	37.604	22.500	34.923	138.5																							
7	1:54.679	21.552	36.518	22.119	34.490	211.5																							
8	1:59.642	25.826	37.218	22.225	34.373	216.6																							
9	1:53.544	21.245	36.203	21.945	34.151	218.3																							
10	1:53.701	21.146	36.375	21.979	34.201	217.9																							
11	1:53.851	21.307	36.291	22.007	34.246	214.4																							
12	2:15.393 B	21.327	36.257	24.769	53.040	214.4																							
18	Mathias TAMBURINI	ITA						37	Ziven Rozul ABIY SALIM	INA																			
	AC RACING TEAM	HONDA							Leopard Junior	HONDA																			
1	2:29.368	49.396	37.403	22.572	39.997	160.6	1	2:35.034	55.560	41.813	22.667	34.994	150.6																
2	1:54.475	21.692	36.571	21.929	34.283	212.3	2	1:54.655	21.343	36.563	22.265	34.484	216.1																
3	1:53.773	21.066	36.356	21.939	34.412	221.0	3	1:54.320	21.291	36.522	22.161	34.346	216.1																
4	1:53.557	21.090	36.480	21.935	34.052	217.9	4	1:53.859	20.525	36.523	22.233	34.578	218.3																
5	1:54.080	21.284	36.462	21.904	34.430	219.2	5	1:55.381	21.174	36.434	22.441	35.332	215.7																
6	1:55.273	20.826	36.558	22.043	35.846	220.1	6	2:09.517 B	20.689	36.624	22.574	49.630	214.0																
7	1:53.662	20.994	36.542	22.070	34.056	221.0	7	5:29.266	3:42.342	42.316	23.533	41.075	150.6																
8	2:10.650 B	21.633	38.211	22.026	48.780	215.7	8	1:57.150	21.864	37.926	22.744	34.616	211.9																
9	12:29.321	...	37.856	22.572	36.016	152.1	9	2:10.534 B	20.967	37.562	22.628	49.377	211.5																
10	1:54.224	21.345	36.445	21.971	34.463	210.3	10	7:40.797	6:02.484	40.871	22.039	35.403	145.7																
11	2:01.346	21.356	36.392	21.932	41.666	215.3	11	1:56.703	21.232	37.668	22.046	35.757	215.3																
12	2:14.162 B	22.327	39.474	23.112	49.249	208.7	12	2:09.690 B	20.996	36.354	22.307	50.033	217.4																
6	Anina URLASS	GER						26	Jose REYES	ESP																			
	MASS SPORTS Racing by JRP Motorspo	HONDA							Team Honda Laglisse	HONDA																			
1	2:24.237	48.686	37.833	22.646	35.072	138.9	1	4:30.905	2:55.711	37.747	22.486	34.961	152.9																
2	1:56.636	21.941	37.122	22.783	34.790	209.1	2	1:55.901	21.738	37.198	22.242	34.723	210.3																
3	1:56.838	22.025	37.342	22.532	34.939	207.1	3	1:55.393	21.307	36.802	22.422	34.862	218.3																
4	1:55.033	21.676	36.991	22.062	34.304	214.9	4	1:56.073	21.646	36.952	22.746	34.729	211.9																
5	1:54.263	21.263	36.551	22.108	34.341	215.3	5	1:55.290	21.605	36.748	22.377	34.560	215.7																
6	1:54.750	21.238	36.498	22.101	34.913	214.9	6	1:56.406	21.606	37.405	22.782	34.613	211.1																
7	1:53.928	21.130	36.376	22.135	34.287	216.1	7	1:55.415	21.572	36.753	22.447	34.643	210.7																
8	2:10.434 B	21.324	37.900	22.506	48.704	213.2	8	2:14.296 B	22.180	37.547	23.155	51.414	207.1																
9	4:04.505	2:29.931	37.479	22.428	34.667	118.6	9	7:31.047	5:56.366	37.496	22.489	34.696	148.7																
10	1:56.689	21.957	37.297	22.786	34.649	208.7	10	1:53.919	21.238	36.290	22.024	34.367	215.7																
11	1:53.591	21.314	36.329	22.033	33.915	215.7	11	1:54.386	21.262	36.486	22.238	34.400	219.2																
12	1:54.653	21.535	36.305	22.331	34.482	210.7	12	1:54.110	21.402	36.488	21.910	34.310	212.8																
13	1:54.919	21.391	36.761	22.081	34.686	211.9	13	2:12.938 B	21.511	36.291	23.575	51.561	210.7																
48	Andres GARCIA	ESP						48	Andres GARCIA	ESP																			
	Aipar	HONDA							Aipar	HONDA																			
1	24:51.651	...	38.289	22.707	34.600	145.3	1	24:51.651	...	38.289	22.707	34.600	145.3																
2	1:55.117	21.664	36.843	22.255	34.355	207.5	2	1:55.117	21.664	36.843	22.255	34.355	207.5																
3	1:54.187	21.440	36.476	22.081	34.190	208.7	3	1:54.187	21.440	36.476	22.081	34.190	208.7																
4	1:54.148	21.391	36.561	22.069	34.127	207.1	4	1:54.148	21.391	36.561	22.069	34.127	207.1																
5	1:55.746	21.106	37.399	22.660	34.581	207.1	5	1:55.746	21.106	37.399	22.660	34.581	207.1																
6	2:12.679 B	21.492	39.690	23.509	47.988	210.7	6	2:12.679 B	21.492	39.690	23.509	47.988	210.7																
41	David PERIS	ESP						41	David PERIS	ESP																			
	Team Altoگو	HONDA							Team Altoگو	HONDA																			
1	2:29.345	47.286	38.092	22.811	41.156	129.9	1	2:29.345	47.286	38.092	22.811	41.156	129.9																
2	1:54.751	21.753	36.411	22.058	34.529	210.7	2	1:54.751	21.753	36.411	22.058	34.529	210.7																
3	1:54.728	21.279	36.376	22.388	34.685	226.0	3	1:54.728	21.279	36.376	22.388	34.685	226.0																
4	2:08.856 B	21.222	36.725	22.373	48.536	225.6	4	2:08.856 B	21.222	36.725	22.373	48.536	225.6																
5	5:23.630	3:40.649	40.763	23.793	38.425	153.8	5	5:23.630	3:40.649	40.763	23.793	38.425	153.8																
6	1:59.972	22.780	37.486	23.137	36.569	195.2	6	1:59.972	22.780	37.486	23.137	36.569	195.2																
7	2:09.357 B	21.686	36.950	22.748	47.973	211.5	7	2:09.357 B	21.686	36.950	22.748	47.973	211.5																
8	6:00.230	4:25.363	38.044	22.451	34.372	153.6	8	6:00.230	4:25.363	38.044	22.451	34.372	153.6																
9	1:55.075	21.390	36.912	22.263	34.510	212.3	9	1:55.075	21.390	36.912	22.263	34.510	212.3										</						



Momoven Moto4 EC 2026

FIM MOTO JUNIOR CIRCUIT DE BARCELONA - CATALUNYA

FP2 Momoven Moto4 EC- GR-A

Sector Analysis

_ Invalidated Lap							■ Personal Best							■ Session Best							B Crossing the pit lane						
Lap	Time	Sector 1	Sector 2	Sector 3	Sector 4	T.Sp	Lap	Time	Sector 1	Sector 2	Sector 3	Sector 4	T.Sp	Lap	Time	Sector 1	Sector 2	Sector 3	Sector 4	T.Sp	Lap	Time	Sector 1	Sector 2	Sector 3	Sector 4	T.Sp
11 Oliver CANTOS ESP							Aipar HONDA							8 1:56.186 21.916 36.813 22.638 34.819 209.5							9 1:55.447 21.629 36.692 22.449 34.677 212.3						
1	2:21.153	39.086	40.596	24.302	37.169	116.3	10	1:56.281	21.767	37.502	22.253	34.759	209.1	11	2:14.653B	21.510	38.604	23.797	50.742	217.9							
2	2:03.398	22.836	38.840	23.618	38.104	205.5																					
3	1:54.688	21.389	36.727	21.934	34.638	219.6																					
4	1:55.433	21.168	36.590	22.341	35.334	224.6																					
5	1:55.264	21.334	36.679	22.373	34.878	218.3																					
6	2:13.198B	21.517	38.265	23.103	50.313	214.4																					
7	11:25.468	9:49.890	37.911	22.662	35.005	101.2																					
8	1:55.444	21.668	36.907	22.209	34.660	210.7																					
9	1:55.207	21.418	36.717	22.338	34.734	211.1																					
10	2:01.837	21.450	38.831	23.251	38.305	211.1																					
11	1:56.019	21.386	36.690	22.299	35.644	215.3																					
12	2:15.858B	21.707	37.899	23.676	52.576	214.9																					
70 Gabriel PIO FRA							BRS - Brechon Racing School HONDA							1 2:24.397 48.880 37.811 22.686 35.020 142.3													
1	2:27.952	50.652	37.482	22.751	37.067	158.5	2	1:56.584	21.484	37.288	22.912	34.900	211.9	3	1:56.336	21.544	37.313	22.578	34.901	209.9	4	1:57.265	22.024	37.608	22.419	35.214	209.1
2	1:56.893	21.569	37.134	22.414	35.776	214.0	5	2:09.029B	22.039	37.524	22.610	46.856	215.7	6	3:25.410	1:45.600	40.106	23.776	35.928	156.0	7	1:57.567	22.087	37.562	22.693	35.225	205.5
3	1:55.158	21.247	36.831	22.039	35.041	221.4	8	1:57.549	22.084	37.508	22.741	35.216	202.8	9	2:11.394B	23.126	41.206	23.190	43.872	203.6	10	5:57.145	4:14.352	43.070	23.016	36.707	141.6
4	1:54.844	21.171	36.455	22.237	34.981	221.9	11	1:56.713	21.425	37.634	22.655	34.999	219.6	12	1:56.309	21.690	37.081	22.447	35.091	209.9	13	1:56.149	21.583	37.203	22.524	34.839	211.5
5	1:55.337	20.985	36.815	22.325	35.212	221.0	14	2:11.161B	21.707	37.043	23.503	48.908	209.1														
6	1:55.051	21.077	36.905	22.269	34.800	221.0																					
7	2:04.579B	20.687	36.957	22.381	44.554	214.4																					
8	9:06.092	7:29.655	38.148	22.757	35.532	128.5																					
9	1:56.552	21.688	37.348	22.478	35.038	210.3																					
10	1:55.862	21.614	37.041	22.314	34.893	210.7																					
11	2:06.216B	21.469	37.116	22.476	45.155	211.1																					
12	2:19.996	44.910	37.986	22.192	34.908	103.7																					
13	2:08.782B	21.308	36.674	23.027	47.773	215.7																					
75 Siegert ROBIN GER							Kiefer Racing HONDA																				
1	2:27.952	50.652	37.482	22.751	37.067	158.5																					
2	1:56.893	21.569	37.134	22.414	35.776	214.0																					
3	1:55.158	21.247	36.831	22.039	35.041	221.4																					
4	1:54.844	21.171	36.455	22.237	34.981	221.9																					
5	1:55.337	20.985	36.815	22.325	35.212	221.0																					
6	1:55.051	21.077	36.905	22.269	34.800	221.0																					
7	2:04.579B	20.687	36.957	22.381	44.554	214.4																					
8	9:06.092	7:29.655	38.148	22.757	35.532	128.5																					
9	1:56.552	21.688	37.348	22.478	35.038	210.3																					
10	1:55.862	21.614	37.041	22.314	34.893	210.7																					
11	2:06.216B	21.469	37.116	22.476	45.155	211.1																					
12	2:19.996	44.910	37.986	22.192	34.908	103.7																					
13	2:08.782B	21.308	36.674	23.027	47.773	215.7																					
3 Tian KRSEVAN SLO							ETG Racing HONDA																				
1	2:35.288	58.285	38.998	22.933	35.072	160.1																					
2	1:55.699	21.642	36.978	22.236	34.843	210.3																					
3	1:56.386	21.600	36.985	22.502	35.299	208.7																					
4	1:54.906	21.309	36.847	22.240	34.510	214.0																					
5	1:56.780	21.480	36.979	23.215	35.106	214.9																					
6	1:54.988	21.473	36.758	22.085	34.672	211.1																					
7	1:55.929	21.468	37.085	22.621	34.755	210.7																					
8	2:14.679B	21.629	39.397	23.764	49.889	205.5																					
9	9:28.561	7:53.191	38.391	22.647	34.332	150.6																					
10	1:54.989	21.159	36.717	22.378	34.735	216.1																					
11	1:56.231	21.352	37.233	22.840	34.806	211.1																					
12	1:54.987	21.419	36.736	22.289	34.543	210.3																					
13	2:11.491B	21.388	36.543	22.997	50.563	210.7																					
28 Marc Antoine AUDARD FRA							JEG Racing HONDA																				
1	2:29.376	50.070	37.919	22.912	38.475	150.8																					
2	1:57.015	22.103	37.276	22.469	35.167	212.3																					
3	1:56.263	21.604	36.984	22.495	35.180	211.9																					
4	1:56.976	21.899	37.177	22.646	35.254	209.5																					
5	1:58.055	21.958	37.737	22.951	35.409	207.1																					
6	2:21.916B	22.318	38.747	23.411	57.440	208.7																					
7	13:12.324	...	42.956	23.231	36.183	127.8																					