

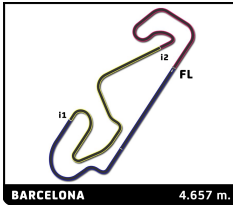
Momoven Moto4 EC 2026

FIM MOTO JUNIOR CIRCUIT DE BARCELONA - CATALUNYA

Practice Momoven Moto4 EC- GR-A

Sector Analysis

_ Invalidated Lap							■ Personal Best							■ Session Best							B Crossing the pit lane																																																																												
Lap	Time	Sector 1	Sector 2	Sector 3	Sector 4	T.Spd	Lap	Time	Sector 1	Sector 2	Sector 3	Sector 4	T.Spd	Lap	Time	Sector 1	Sector 2	Sector 3	Sector 4	T.Spd	Lap	Time	Sector 1	Sector 2	Sector 3	Sector 4	T.Spd																																																																						
7 Cristian BORRELLI ITA							TEAM ECHOVIT PASINI RACING HONDA							2 2:16.335 43.788 36.464 21.990 34.093 155.3							3 1:52.507 21.065 35.977 21.793 33.672 217.4																																																																												
1	6:50.102	5:15.460	37.859	22.355	34.428	151.4	4	1:52.316	21.029	35.911	21.801	33.575	217.4	5	1:52.170	20.857	35.777	21.925	33.611	218.3	6	1:52.054	20.822	35.881	21.655	33.696	218.8	7	1:52.513	21.459	35.848	21.575	33.631	214.0	8	2:07.223 B	21.146	37.094	22.359	46.624	214.4	9	9:00.596	7:20.177	39.740	24.088	36.591	118.9	10	1:57.782	21.076	37.611	22.894	36.201	217.0	11	1:56.292	21.403	37.228	22.263	35.398	212.8																																			
53 Víctor CUBELES ESP							TEAM IMPALA HONDA HONDA							5 1:52.087 20.712 36.011 21.673 33.691 219.6							6 1:51.460 20.651 35.647 21.586 33.576 221.0																																																																												
1	5:49.065	4:10.801	39.752	23.096	35.416	157.6	7	1:52.130	20.768	35.785	21.590	33.987	219.2	8	1:51.539	20.756	35.687	21.675	33.421	218.8	9	2:05.729 B	20.803	37.270	21.972	45.684	218.3	10	6:14.873	4:38.921	37.737	23.080	35.135	151.2	11	1:55.861	21.208	37.291	23.124	34.238	219.2	12	2:07.667 B	21.120	36.293	21.993	48.261	217.0																																																	
18 Mathias TAMBURINI ITA							AC RACING TEAM HONDA							6 1:51.756 20.783 35.741 21.642 33.590 219.6							7 1:52.321 20.949 35.953 21.785 33.634 216.6																																																																												
1	7:45.756	6:09.921	37.230	22.593	36.012	143.1	8	1:52.409	21.004	35.970	21.783	33.652	216.6	9	8:51.292	7:14.972	39.144	22.736	34.440	95.9	10	1:52.987	21.158	36.096	21.837	33.896	214.9	11	1:52.872	20.882	36.165	21.661	34.164	221.4																																																															
4 Qabil IRFAN MYS							SIC - GRYD Racing HONDA							10 1:52.987 21.158 36.096 21.837 33.896 214.9							11 1:52.457 21.053 35.998 21.502 33.904 222.3																																																																												
1	5:08.170	3:33.431	38.059	22.098	34.582	155.3	12	1:52.872	20.882	36.165	21.661	34.164	221.4	1	5:24.161	3:48.473	37.592	22.149	35.947	152.5	2	1:52.878	21.034	36.125	21.787	33.932	217.9	3	1:52.930	21.085	36.158	21.786	33.901	216.1	4	1:53.237	20.963	36.036	21.708	34.530	216.6	5	2:01.947	22.219	40.324	22.272	37.132	213.6	6	1:52.818	20.889	36.077	21.918	33.934	218.3	7	2:06.823 B	20.848	36.889	22.228	46.858	214.9	8	5:48.910	4:11.387	40.001	22.649	34.873	155.5	9	1:58.463	20.904	36.293	22.114	39.152	219.6	10	1:57.346	20.867	36.375	21.735	38.369	221.0	11	1:52.457	21.053	35.998	21.502	33.904	222.3	12	1:54.357	20.728	36.165	21.880	35.584	226.0
9 Antoine NATIVI FRA							JEG TAKE OFF GP HONDA							10 1:52.987 21.158 36.096 21.837 33.896 214.9							11 1:52.457 21.053 35.998 21.502 33.904 222.3																																																																												
1	3:56.422 B	2:09.684	39.286	22.576	44.876	78.0	1	4:14.635	2:26.382	43.004	25.565	39.684	90.5	2	1:54.468	21.465	36.520	22.195	34.288	216.1																																																																													
36 Evan BOXBERGER FRA							JEG TAKE OFF GP HONDA							1 4:14.635 2:26.382 43.004 25.565 39.684 90.5							2 1:54.468 21.465 36.520 22.195 34.288 216.1																																																																												
1	3:35.702	1:56.771	40.342	22.948	35.641	97.1	2	2:06.719 B	21.253	36.562	22.147	46.757	216.1	3	2:19.071	45.865	37.457	21.900	33.849	129.6	4	1:52.547	21.016	36.030	21.811	33.690	219.6	5	1:52.409	21.004	35.970	21.783	33.652	216.6	6	1:55.550	21.696	37.098	22.203	34.553	216.6	7	1:52.321	20.949	35.953	21.785	33.634	216.6	8	2:07.167 B	21.281	36.640	22.198	47.048	216.1	9	8:51.292	7:14.972	39.144	22.736	34.440	95.9	10	1:52.987	21.158	36.096	21.837	33.896	214.9	11	1:53.625	21.206	36.540	21.735	34.144	214.9																					
98 Noprutpong BUNPRAWES THA							Honda Asia-Dream Racing Junior Tear HONDA							1 4:14.635 2:26.382 43.004 25.565 39.684 90.5							2 1:54.468 21.465 36.520 22.195 34.288 216.1																																																																												
1	4:14.136	2:38.105	38.825	22.291	34.915	142.7	2	1:53.550	21.245	36.143	21.998	34.164	217.9	3	1:53.098	21.226	36.015	21.860	33.997	216.6	4	1:54.253	21.278	36.944	21.995	34.036	216.1	5	1:52.427	20.978	36.021	21.716	33.712	217.4	6	1:56.240	21.180	37.026	22.455	35.579	216.6	7	1:52.416	20.938	35.975	21.857	33.646	218.3	8	2:07.466 B	21.092	37.008	22.385	46.981	220.5	9	10:59.544	9:19.732	38.792	22.735	38.285	144.2	10	1:55.319	20.957	36.502	22.685	35.175	220.1																												
23 Ignacio GALÁN ESP							FRANCO RACING VHC TEAM HONDA							1 4:14.635 2:26.382 43.004 25.565 39.684 90.5							2 1:54.468 21.465 36.520 22.195 34.288 216.1																																																																												
1	5:24.161	3:48.473	37.592	22.149	35.947	152.5	2	1:52.878	21.034	36.125	21.787	33.932	217.9	3	1:52.930	21.085	36.158	21.786	33.901	216.1	4	1:53.237	20.963	36.036	21.708	34.530	216.6	5	2:01.947	22.219	40.324	22.272	37.132	213.6	6	1:52.818	20.889	36.077	21.918	33.934	218.3	7	2:06.823 B	20.848	36.889	22.228	46.858	214.9	8	5:48.910	4:11.387	40.001	22.649	34.873	155.5	9	1:58.463	20.904	36.293	22.114	39.152	219.6	10	1:57.346	20.867	36.375	21.735	38.369	221.0	11	1:52.457	21.053	35.998	21.502	33.904	222.3	12	1:54.357	20.728	36.165	21.880	35.584	226.0														
22 Jonathan RAMILA ESP							SNIPERS IGAXTEAM HONDA							1 4:14.635 2:26.382 43.004 25.565 39.684 90.5							2 1:54.468 21.465 36.520 22.195 34.288 216.1																																																																												
1	4:14.635	2:26.382	43.004	25.565	39.684	90.5	2	1:54.468	21.465	36.520	22.195	34.288	216.1																																																																																				



Momoven Moto4 EC 2026
FIM MOTO JUNIOR CIRCUIT DE BARCELONA - CATALUNYA
Practice Momoven Moto4 EC- GR-A

Sector Analysis

Lap	Time	Sector 1	Sector 2	Sector 3	Sector 4	T.Sp	Lap	Time	Sector 1	Sector 2	Sector 3	Sector 4	T.Sp
3	1:53.734	21.138	36.365	21.981	34.250	216.6	3	1:52.914	21.116	36.169	21.767	33.862	215.7
4	1:53.537	21.094	36.393	21.927	34.123	217.9	4	1:53.159	21.026	36.051	21.629	34.453	216.1
5	1:53.298	20.978	36.207	21.920	34.193	218.3	5	2:00.817	22.164	39.908	22.421	36.324	215.7
6	1:52.466	21.018	35.844	21.762	33.842	219.2	6	1:54.905	21.427	37.508	21.933	34.037	208.7
7	1:52.480	20.883	36.153	21.756	33.688	222.3	7	2:07.124B	21.034	36.553	21.839	47.698	218.3
8	2:08.174B	21.034	36.448	22.439	48.253	221.4	8	7:46.294	6:07.379	38.105	22.063	38.747	134.6
9	9:07.187	7:33.286	37.836	22.170	33.895	149.1	9	1:55.514	21.075	36.306	21.753	36.380	217.0
10	1:52.727	20.837	35.976	21.684	34.230	225.1	10	1:55.987	21.248	36.521	21.923	36.295	213.2
11	1:53.790	20.813	36.229	22.437	34.311	223.2	11	1:53.510	21.030	36.313	21.862	34.305	217.4

55 **Mikey Louie SANCHEZ** USA
AC RACING TEAM HONDA

1	4:14.167	2:27.015	41.677	25.937	39.538	109.8
2	1:54.841	21.586	36.778	22.201	34.276	218.8
3	1:53.890	21.326	36.413	21.885	34.266	216.1
4	1:53.425	20.943	36.329	22.008	34.145	218.3
5	1:53.840	20.951	36.818	22.065	34.006	219.2
6	1:52.693	20.887	36.089	21.913	33.804	219.6
7	1:53.098	21.001	36.311	21.837	33.949	218.3
8	2:07.812B	20.931	36.265	21.879	48.737	219.2
9	7:03.641	5:20.965	40.859	23.930	37.887	150.6
10	1:59.093	22.338	38.188	22.007	36.560	214.0
11	1:55.708	20.974	36.226	21.830	36.678	221.0
12	1:54.079	20.978	36.181	22.259	34.661	221.4

89 **Eric RUZ** ESP
TEAM IMPALA HONDA HONDA

1	4:46.838	3:10.356	38.529	22.882	35.071	155.3
2	1:54.900	21.615	36.793	22.179	34.313	214.0
3	1:53.976	21.365	36.353	22.038	34.220	213.2
4	1:53.600	21.284	36.268	22.017	34.031	214.4
5	1:53.327	21.299	36.096	21.954	33.978	214.0
6	1:55.828	21.270	37.340	22.745	34.473	213.2
7	2:08.807B	21.401	36.291	21.795	49.320	219.2
8	6:41.242	5:02.931	40.253	23.003	35.055	156.9
9	1:53.720	21.355	36.309	22.048	34.008	214.0
10	1:53.508	21.278	36.241	22.087	33.902	214.4
11	1:57.040	21.376	36.198	22.146	37.320	215.7
12	1:52.925	21.038	36.093	21.974	33.820	220.1

62 **Ethan SPARKS** GBR
British Talent Team - GRYD Racing HONDA

1	4:58.544	3:19.103	40.036	23.880	35.525	154.0
2	1:55.163	21.651	36.690	22.354	34.468	213.2
3	1:54.117	21.281	36.459	22.218	34.159	214.9
4	1:53.851	21.319	36.300	22.034	34.198	214.9
5	1:54.029	21.240	36.552	22.205	34.032	214.0
6	2:11.401B	21.704	38.690	22.145	48.862	214.0
7	10:09.913	8:33.137	38.697	22.850	35.229	149.5
8	1:52.776	21.222	36.089	21.719	33.746	215.3
9	1:52.842	20.874	36.027	21.590	34.351	223.7
10	1:53.518	20.681	36.103	22.281	34.453	224.6

75 **Siebert ROBIN** GER
Kiefer Racing HONDA

1	3:17.299	1:36.034	42.515	23.117	35.633	103.0
2	1:55.126	21.546	36.779	22.139	34.662	213.2
3	2:05.144	24.408	41.281	23.781	35.674	214.0
4	1:52.929	20.964	36.257	21.785	33.923	219.6
5	1:54.294	20.839	36.759	22.034	34.662	219.6
6	2:00.639	21.313	39.879	22.307	37.140	216.1
7	1:53.470	21.053	36.296	21.957	34.164	219.6
8	1:54.079	21.251	36.510	21.780	34.538	217.0
9	2:07.176B	20.868	37.041	22.408	46.859	212.8
10	5:42.401	4:01.246	39.345	22.085	39.725	96.6
11	2:00.635	21.479	37.593	24.192	37.371	219.6
12	1:59.118	21.315	36.921	23.247	37.635	215.3
13	1:54.281	20.857	36.413	23.347	34.664	218.8

6 **Anina URLASS** GER
MASS SPORTS Racing by JRP Motorspo HONDA

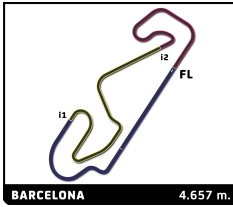
1	3:12.454	1:34.702	39.746	22.727	35.279	114.2
2	1:55.538	21.797	36.815	22.121	34.805	210.7
3	1:53.551	21.257	36.258	22.135	33.901	214.9
4	1:53.147	21.181	36.095	21.878	33.993	215.7
5	1:52.878	21.203	36.014	21.846	33.815	213.6
6	2:08.877B	21.268	36.298	22.004	49.307	214.4
7	7:52.725	6:19.022	37.068	22.350	34.285	118.2
8	1:53.571	21.249	36.190	21.945	34.187	213.2
9	1:53.259	21.209	36.275	21.911	33.864	212.3
10	1:56.944	21.343	38.363	22.773	34.465	211.5
11	1:52.954	21.191	36.059	21.766	33.938	215.3
12	1:54.054	21.210	36.061	22.114	34.669	216.6

37 **Ziven Rozul ABIY SALIM** INA
Leopard Junior HONDA

1	5:39.289	4:02.229	38.669	23.037	35.354	153.6
2	1:59.960	21.999	38.781	23.555	35.625	216.6
3	1:55.441	21.707	36.768	22.285	34.681	212.8
4	2:11.947B	21.486	36.767	22.478	51.216	215.3
5	2:46.583	1:11.384	38.250	22.163	34.786	151.2
6	1:54.871	21.317	36.812	22.361	34.381	216.1
7	2:04.891	21.656	41.731	23.988	37.516	216.1
8	2:06.865	22.663	40.629	23.627	39.946	201.3
9	2:09.927	22.972	42.566	22.943	41.446	198.0
10	1:59.172	21.711	41.005	22.242	34.214	214.0
11	1:53.282	20.906	36.311	21.878	34.187	222.8
12	1:59.516	21.105	37.412	22.521	38.478	217.4
13	1:53.805	20.861	36.526	21.851	34.567	224.6

48 **Andres GARCIA** ESP
Aipar HONDA

1	5:22.880	3:43.371	39.743	23.546	36.220	136.9
2	1:54.259	21.591	36.659	22.065	33.944	207.1



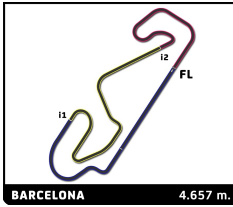
Momoven Moto4 EC 2026

FIM MOTO JUNIOR CIRCUIT DE BARCELONA - CATALUNYA

Practice Momoven Moto4 EC- GR-A

Sector Analysis

_ Invalidated Lap							■ Personal Best	■ Session Best	B Crossing the pit lane					
Lap	Time	Sector 1	Sector 2	Sector 3	Sector 4	T.Sp	Lap	Time	Sector 1	Sector 2	Sector 3	Sector 4	T.Sp	
49	Izan RODRIGUEZ						ESP	10	5:19.844	3:39.241	38.482	23.412	38.709	152.9
	ETG Racing						HONDA	11	1:58.148	21.080	36.811	22.665	37.592	217.9
								12	1:54.766	21.021	36.855	22.239	34.651	220.1
1	4:40.016	3:03.500	38.869	22.811	34.836	154.4								
2	1:53.830	21.335	36.464	22.075	33.956	216.1								
3	1:58.024	24.491	37.405	22.090	34.038	217.0								
4	1:53.320	21.020	36.386	21.998	33.916	217.4								
5	1:57.843	22.560	37.592	22.591	35.100	184.6								
6	1:55.339	20.975	37.400	22.746	34.218	222.3								
7	2:07.520B	21.056	36.558	21.820	48.086	218.8								
8	4:31.101	2:52.706	38.999	22.755	36.641	155.5								
9	1:56.227	21.502	37.604	22.288	34.833	211.9								
10	1:58.292	21.570	36.251	22.154	38.317	202.1								
11	1:55.590	21.602	36.435	21.696	35.857	200.2								
12	1:55.908	20.791	36.048	21.682	37.387	221.0								
13	1:53.431	20.725	35.934	22.297	34.475	222.3								
19	Tom ROLIN						BEL							
	Fullmoto AC Racing Junior Team						HONDA							
1	5:31.517	3:55.798	38.367	22.626	34.726	152.9								
2	1:54.792	21.348	36.702	22.344	34.398	217.0								
3	1:53.922	21.385	36.310	22.185	34.042	217.0								
4	1:53.704	21.101	36.432	22.063	34.108	217.0								
5	1:55.250	21.408	37.009	22.544	34.289	210.7								
6	2:13.574B	21.185	36.350	22.199	53.840	217.4								
7	4:07.846	2:25.567	45.210	22.748	34.321	151.8								
8	2:13.518B	21.239	36.425	22.056	53.798	216.1								
9	5:11.656	3:38.166	37.821	21.913	33.756	157.3								
10	1:53.996	21.216	36.449	22.064	34.267	217.4								
11	1:53.454	21.233	36.069	22.025	34.127	217.4								
69	Archie SCHMIDT						AUS							
	MTA JUNIOR TEAM						HONDA							
1	4:15.462	2:33.691	43.820	22.525	35.426	112.0								
2	1:54.904	21.385	36.848	22.163	34.508	220.1								
3	1:55.741	22.018	36.674	22.822	34.227	221.4								
4	1:53.495	21.136	36.260	21.895	34.204	221.4								
5	1:53.492	21.137	36.268	21.918	34.169	219.6								
6	1:57.123	21.202	36.286	22.061	37.574	219.2								
7	2:09.221B	21.253	36.282	22.033	49.653	217.9								
8	6:54.590	5:06.875	40.978	22.439	44.298	151.8								
9	1:54.350	21.228	36.886	21.900	34.336	223.2								
10	1:53.476	21.016	36.294	21.830	34.336	220.5								
11	1:58.605	21.763	38.688	22.043	36.111	211.1								
12	1:58.603	21.064	41.261	22.142	34.136	221.0								
38	Alessio ARNOLD						CHE							
	Fullmoto AC Racing Junior Team						HONDA							
1	5:54.418	4:17.721	38.474	22.920	35.303	158.3								
2	1:54.347	21.407	36.549	22.231	34.160	214.9								
3	1:54.534	21.613	36.417	22.261	34.243	215.7								
4	1:53.626	21.240	36.293	22.089	34.004	215.7								
5	1:54.697	21.784	36.515	22.160	34.238	215.7								
6	1:53.599	21.123	36.406	22.022	34.048	217.0								
7	1:53.853	21.290	36.447	22.063	34.053	214.4								
8	1:54.008	21.195	36.500	22.132	34.181	215.3								
9	2:10.390B	21.311	36.850	22.608	49.621	214.4								
26	Jose REYES						ESP							
	Team Honda Laglisse FPS						HONDA							
1	4:33.255	2:57.292	37.999	22.994	34.970	156.0								
2	1:54.966	21.569	36.730	22.340	34.327	210.3								
3	1:53.762	21.551	36.292	21.991	33.928	210.7								
4	1:54.171	21.394	36.683	22.142	33.952	210.7								
5	1:56.278	21.629	36.551	22.554	35.544	209.1								
6	1:54.994	21.296	36.408	22.129	35.161	210.3								
7	1:53.692	21.236	36.284	22.138	34.034	207.1								
8	1:54.752	21.375	36.640	22.365	34.372	209.5								
9	2:11.878B	21.826	36.978	23.142	49.932	207.9								
10	8:35.384	7:02.072	36.259	22.013	35.040	146.3								
11	1:54.562	21.123	35.813	22.430	35.196	225.6								
60	Iker RODRIGUEZ						ESP							
	Team Honda Laglisse FPS						HONDA							
1	4:20.975	2:44.011	39.185	22.794	34.985	152.5								
2	1:55.455	21.650	36.970	22.324	34.511	213.2								
3	1:54.794	21.590	36.758	22.194	34.252	213.2								
4	2:06.866B	21.412	36.634	22.283	46.537	214.4								
5	5:18.452	3:45.087	37.336	22.009	34.020	154.9								
6	1:53.780	21.034	36.488	21.997	34.261	220.5								
7	1:54.307	21.458	36.542	22.078	34.229	213.2								
8	1:54.206	21.338	36.572	22.077	34.219	214.0								
9	2:04.847B	21.436	37.743	22.537	43.131	211.9								
10	5:28.672	3:49.811	40.242	21.977	36.642	154.4								
11	1:54.058	21.331	36.537	21.823	34.367	214.9								
3	Tian KRSEVAN						SLO							
	ETG Racing						HONDA							
1	4:29.400	2:52.254	38.690	23.186	35.270	148.7								
2	1:56.782	22.012	37.206	22.508	35.056	208.3								
3	1:55.811	21.768	36.886	22.505	34.652	208.7								
4	1:55.351	21.592	36.860	22.371	34.528	209.9								
5	1:55.128	21.410	36.652	22.238	34.828	210.7								
6	1:54.905	21.467	36.560	22.080	34.798	212.8								
7	1:54.572	21.529	36.545	22.171	34.327	211.1								
8	2:13.555B	21.253	39.147	23.145	50.010	210.7								
9	2:44.122	1:10.231	36.966	22.334	34.591	151.8								
10	1:54.745	21.443	36.666	22.221	34.415	210.3								
11	1:53.789	21.150	36.387	21.919	34.333	213.6								
12	1:55.718	21.323	37.196	22.153	35.046	211.1								
13	1:58.762	21.128	38.424	23.336	35.874	211.9								
14	1:55.766	21.515	37.554	22.198	34.499	221.4								
28	Marc Antoine AUDARD						FRA							
	JEG Racing						HONDA							
1	3:35.624	1:53.860	43.647	22.837	35.280	72.5								



Momoven Moto4 EC 2026

FIM MOTO JUNIOR CIRCUIT DE BARCELONA - CATALUNYA

Practice Momoven Moto4 EC- GR-A

Sector Analysis

— Invalidated Lap ■ Personal Best ■ Session Best B Crossing the pit lane

Lap	Time	Sector 1	Sector 2	Sector 3	Sector 4	T.Spd	Lap	Time	Sector 1	Sector 2	Sector 3	Sector 4	T.Spd
7	11:11.120	9:24.492	41.550	22.780	42.298	117.5							
8	1:59.686	21.778	37.273	23.027	37.608	212.3							
9	1:58.484	22.111	37.309	22.674	36.390	207.1							
10	1:57.437	21.497	37.683	23.403	34.854	213.6							

41 **David PERIS** ESP
Team Alltogo HONDA

1	4:12.966	2:17.486	50.301	26.667	38.512	92.1
2	1:57.564	24.087	36.824	22.035	34.618	207.5
3	2:12.646 B	21.020	37.558	24.069	49.999	222.8
4	5:34.016	3:57.014	39.537	22.706	34.759	148.5
5	1:55.296	21.525	36.746	22.500	34.525	211.9
6	1:54.596	21.300	36.642	22.242	34.412	213.2

11 **Oliver CANTOS** ESP
Aipar HONDA

1	5:07.890	3:30.157	39.327	22.948	35.458	109.9
2	1:54.735	21.642	36.539	22.154	34.400	214.0
3	2:21.911 B	21.407	36.647	22.246	1:01.611	215.7
4	15:57.165	...	40.573	23.557	36.259	110.5
5	1:59.286	21.817	38.369	23.182	35.918	212.3

70 **Gabriel PIO** FRA
BRS - Brechon Racing School HONDA

1	3:13.608	1:34.824	40.048	23.067	35.669	126.3
2	19:30.757	...	46.282	23.160	35.687	152.3
3	1:57.566	21.933	37.594	22.650	35.389	209.5
4	2:01.854	21.992	37.456	22.958	39.448	208.7
5	2:00.833	21.577	37.246	22.794	39.216	214.4
6	1:56.124	21.390	37.215	22.541	34.978	217.0