

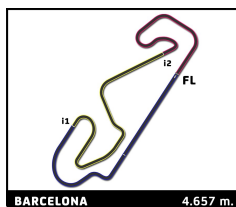
Momoven Moto4 EC 2026

FIM MOTO JUNIOR CIRCUIT DE BARCELONA - CATALUNYA

Practice Momoven Moto4 EC- GR-B

Sector Analysis

_ Invalidated Lap							■ Personal Best							■ Session Best							B Crossing the pit lane																																									
Lap	Time	Sector 1	Sector 2	Sector 3	Sector 4	T.Sp	Lap	Time	Sector 1	Sector 2	Sector 3	Sector 4	T.Sp	Lap	Time	Sector 1	Sector 2	Sector 3	Sector 4	T.Sp	Lap	Time	Sector 1	Sector 2	Sector 3	Sector 4	T.Sp																																			
67 Lorenzo PRITELLI ITA							TEAM ECHOVIT PASINI RACING HONDA							2 1:52.140 20.727 35.943 21.946 33.524 221.4							3 1:51.749 20.665 35.811 21.803 33.470 219.2																																									
1	7:29.587	5:55.589	37.923	22.011	34.064	144.6	4	1:51.771	20.737	35.836	21.833	33.365	219.6	5	2:12.174B	20.695	37.122	23.237	51.120	219.6	6	13:09.729	...	39.705	26.119	41.033	111.9	7	1:52.188	20.993	36.030	21.719	33.446	219.2	8	1:51.722	20.808	35.604	21.821	33.489	223.2																					
2	1:51.209	20.467	35.695	21.755	33.292	227.4	7	1:52.188	20.993	36.030	21.719	33.446	219.2																																																	
3	1:51.853	20.688	35.528	21.736	33.901	223.2	8	1:51.722	20.808	35.604	21.821	33.489	223.2																																																	
4	1:51.454	20.722	35.591	21.662	33.479	222.3																																																								
5	1:50.855	20.576	35.453	21.523	33.303	222.8																																																								
6	2:05.796B	20.632	36.229	21.827	47.108	221.9																																																								
7	14:06.650	...	37.401	22.093	34.161	144.6																																																								
31 Edoardo SAVINO ITA							LEOPARD JUNIOR HONDA							1 6:52.675 5:18.862 37.293 22.285 34.235 150.8							2 1:52.953 20.914 36.223 21.974 33.842 218.3																																									
1	6:45.695	5:11.455	38.536	21.873	33.831	110.8	3	1:54.708	20.642	37.272	22.412	34.382	219.6	4	15:33.778	...	40.386	22.938	35.370	113.6	5	1:52.620	21.203	35.926	21.715	33.776	214.0	6	1:53.210	21.007	36.521	21.772	33.910	216.6	7	1:52.089	20.759	35.904	21.782	33.644	223.2																					
2	1:51.663	20.632	35.750	21.761	33.520	221.0	4	15:33.778	...	40.386	22.938	35.370	113.6																																																	
3	1:51.735	20.610	35.925	21.706	33.494	221.0	5	1:52.620	21.203	35.926	21.715	33.776	214.0																																																	
4	1:52.026	20.726	35.834	21.884	33.582	219.6	6	1:53.210	21.007	36.521	21.772	33.910	216.6																																																	
5	1:51.534	20.649	35.860	21.637	33.388	220.5	7	1:52.089	20.759	35.904	21.782	33.644	223.2																																																	
6	1:51.280	20.565	35.734	21.546	33.435	221.4																																																								
7	2:10.892B	20.587	38.337	22.339	49.629	220.5																																																								
8	6:05.818	4:29.378	39.917	22.460	34.063	145.9																																																								
9	1:53.396	20.963	36.490	21.618	34.325	219.6																																																								
10	1:52.535	20.879	36.028	21.809	33.819	217.4																																																								
11	1:53.272	21.101	36.436	21.694	34.041	218.8																																																								
12	1:52.687	20.935	36.348	21.739	33.665	217.4																																																								
46 Álvaro LUCAS ESP							CFMOTO Aspar Junior Team HONDA							1 7:19.752 5:46.203 37.184 22.116 34.249 153.1							2 1:53.017 21.089 36.124 21.898 33.906 219.2																																									
1	4:52.589	3:17.576	37.944	22.109	34.960	124.8	3	1:53.237	20.855	36.217	21.914	34.251	221.0	4	1:52.325	20.750	35.950	21.882	33.743	221.9	5	1:52.258	20.867	35.945	21.858	33.588	219.2	6	2:08.033B	21.113	36.376	22.057	48.487	218.8	7	9:48.438	8:13.652	36.917	22.773	35.096	149.8	8	1:54.350	21.195	37.342	22.251	33.562	214.9	9	1:53.175	20.979	36.381	21.970	33.845	226.5							
2	1:51.781	20.830	35.755	21.681	33.515	219.6	4	1:52.325	20.750	35.950	21.882	33.743	221.9																																																	
3	1:51.505	20.650	35.592	21.695	33.578	222.3	5	1:52.258	20.867	35.945	21.858	33.588	219.2																																																	
4	1:51.696	20.744	35.696	21.679	33.577	220.5	6	2:08.033B	21.113	36.376	22.057	48.487	218.8																																																	
5	1:51.565	20.681	35.710	21.594	33.580	220.1	7	9:48.438	8:13.652	36.917	22.773	35.096	149.8																																																	
6	1:51.778	20.715	36.107	21.527	33.429	222.8	8	1:54.350	21.195	37.342	22.251	33.562	214.9																																																	
7	1:51.991	20.763	35.838	21.654	33.736	221.4	9	1:53.175	20.979	36.381	21.970	33.845	226.5																																																	
8	2:10.235B	21.185	38.273	22.329	48.448	219.6																																																								
9	8:36.503	6:55.419	39.761	24.082	37.241	114.1																																																								
10	1:51.569	20.831	35.727	21.479	33.532	219.6																																																								
11	1:53.292	20.998	36.774	21.843	33.677	221.9																																																								
51 Alfonsi DAQUIGAN PHI							Honda Asia-Dream Racing Junior Tear HONDA							1 3:40.418 2:03.165 38.481 22.591 36.181 129.4							2 1:54.825 21.442 36.653 22.285 34.445 215.7																																									
1	8:57.183	7:23.156	37.552	22.438	34.037	156.9	3	1:54.235	21.375	36.393	22.281	34.186	216.6	4	1:52.283	20.888	35.791	21.896	33.708	225.1	5	1:53.197	20.702	36.274	22.109	34.112	224.2	6	2:07.292B	20.903	36.064	22.008	48.317	220.1	7	9:04.001B	7:04.757	47.173	23.256	48.815	146.1	8	4:40.866	3:04.198	39.520	22.564	34.584	140.6	9	1:54.950	21.333	36.737	22.219	34.661	215.3	10	1:53.877	21.257	36.575	22.239	33.806	215.7
2	1:53.303	20.801	36.720	22.009	33.773	220.5	4	1:52.283	20.888	35.791	21.896	33.708	225.1																																																	
3	1:51.941	21.032	35.693	21.731	33.485	220.5	5	1:53.197	20.702	36.274	22.109	34.112	224.2																																																	
4	1:51.661	20.701	35.672	21.765	33.523	221.9	6	2:07.292B	20.903	36.064	22.008	48.317	220.1																																																	
5	1:51.632	20.746	35.718	21.725	33.443	220.1	7	9:04.001B	7:04.757	47.173	23.256	48.815	146.1																																																	
6	1:51.643	20.788	35.625	21.762	33.468	218.3	8	4:40.866	3:04.198	39.520	22.564	34.584	140.6																																																	
7	1:51.546	20.798	35.579	21.666	33.503	219.6	9	1:54.950	21.333	36.737	22.219	34.661	215.3																																																	
8	2:07.145B	20.854	36.954	22.278	47.059	206.7	10	1:53.877	21.257	36.575	22.239	33.806	215.7																																																	
9	4:52.091	3:19.163	37.337	21.960	33.631	158.3																																																								
10	1:54.960	20.893	36.842	22.473	34.752	218.8																																																								
11	1:52.502	20.814	36.030	22.057	33.601	220.5																																																								
27 Mateo MARULANDA COL							AC RACING TEAM HONDA							1 6:53.358 5:14.892 37.278 22.654 38.534 138.7							2 1:53.207 21.041 36.400 21.817 33.949 216.1																																									
1	5:51.782	4:17.824	37.231	22.376	34.351	140.1	3	1:54.114	20.561	36.726	22.304	34.523	214.4	4	2:10.771B	21.046	36.092	22.142	51.491	217.0	5	13:11.296	...	45.185	22.283	34.979	117.7	6	1:52.470	21.013	35.919	21.733	33.805	216.1	7	1:58.375	21.607	38.601	22.448	35.719	214.0	8	1:53.742	20.916	36.073	21.936	34.817	217.0														
							4	2:10.771B	21.046	36.092	22.142	51.491	217.0																																																	
							5	13:11.296	...	45.185	22.283	34.979	117.7																																																	
							6	1:52.470	21.013	35.919	21.733	33.805	216.1																																																	
							7	1:58.375	21.607	38.601	22.448	35.719	214.0																																																	
							8	1:53.742	20.916	36.073	21.936	34.817	217.0																																																	
17 Thias WENZEL GER							larresport HONDA							1 3:38.846 1:56.318 41.004 24.																																																



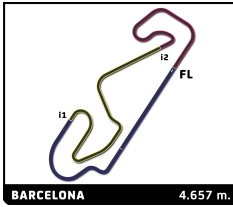
Momoven Moto4 EC 2026

FIM MOTO JUNIOR CIRCUIT DE BARCELONA - CATALUNYA

Practice Momoven Moto4 EC- GR-B

Sector Analysis

_ Invalidated Lap							■ Personal Best							■ Session Best							B Crossing the pit lane						
Lap	Time	Sector 1	Sector 2	Sector 3	Sector 4	T.Spd	Lap	Time	Sector 1	Sector 2	Sector 3	Sector 4	T.Spd	Lap	Time	Sector 1	Sector 2	Sector 3	Sector 4	T.Spd	Lap	Time	Sector 1	Sector 2	Sector 3	Sector 4	T.Spd
2	1:54.135	21.235	36.573	22.143	34.184	217.0	2	1:53.128	20.944	36.094	22.029	34.061	221.9	2	4:53.304	2:53.920	48.724	25.180	45.480	107.6	2	1:55.897	21.598	37.439	22.518	34.342	216.1
3	1:55.946	21.334	37.506	22.406	34.700	216.6	3	1:56.307	20.913	36.515	22.329	36.550	221.9	3	1:54.859	21.285	36.683	22.480	34.411	214.9	3	1:54.859	21.285	36.683	22.480	34.411	214.9
4	1:52.552	21.021	36.056	21.823	33.652	217.4	4	1:53.866	21.026	36.401	22.231	34.208	219.2	4	1:56.711	21.663	38.252	22.307	34.489	211.1	4	1:52.552	21.021	36.056	21.823	33.652	217.4
5	1:53.076	20.672	36.327	22.098	33.979	221.9	5	2:07.832 B	20.953	36.578	22.298	48.003	219.6	5	1:54.018	21.207	36.562	21.963	34.286	217.4	5	1:53.076	20.672	36.327	22.098	33.979	221.9
6	2:06.703 B	20.906	36.000	22.068	47.729	217.0	6	12:55.869	...	39.808	24.674	41.407	136.2	6	2:13.331 B	21.409	37.599	22.111	52.212	211.9	6	2:06.703 B	20.906	36.000	22.068	47.729	217.0
7	10:17.290	8:42.450	37.742	22.669	34.429	86.1	7	2:01.145	21.155	36.644	22.682	40.664	217.4	7	5:14.092	3:39.540	37.577	22.418	34.557	151.0	7	10:17.290	8:42.450	37.742	22.669	34.429	86.1
8	1:53.089	20.963	36.203	21.966	33.957	215.7	8	1:53.977	21.112	36.634	22.175	34.056	218.8	8	1:58.078	21.482	36.627	22.497	37.472	207.9	8	1:53.089	20.963	36.203	21.966	33.957	215.7
9	1:55.939	20.966	36.164	22.597	36.212	215.7	9	1:54.241	21.460	36.526	22.061	34.194	209.5	9	1:54.241	21.460	36.526	22.061	34.194	209.5	9	1:55.939	20.966	36.164	22.597	36.212	215.7
10	1:58.537	20.938	36.209	22.130	39.260	217.4	10	2:05.844	22.176	42.392	22.841	38.435	211.5	10	1:55.578	21.484	38.221	21.906	33.967	211.9	10	1:58.537	20.938	36.209	22.130	39.260	217.4
11	1:53.076	21.017	36.231	21.808	34.020	216.1	11	1:53.666	21.102	36.350	22.103	34.111	211.5	11	1:55.578	21.484	38.221	21.906	33.967	211.9	11	1:53.076	21.017	36.231	21.808	34.020	216.1
12	1:53.076	21.017	36.231	21.808	34.020	216.1	12	1:53.323	21.105	36.300	21.948	33.970	220.1	12	1:53.323	21.105	36.300	21.948	33.970	220.1	12	1:53.076	21.017	36.231	21.808	34.020	216.1
13	1:53.076	21.017	36.231	21.808	34.020	216.1	13	1:53.666	21.102	36.350	22.103	34.111	211.5	13	1:53.666	21.102	36.350	22.103	34.111	211.5	13	1:53.076	21.017	36.231	21.808	34.020	216.1
24	Luuk DE VRIES					NED	5	Kevin CANCELLIERI					ITA	84	Vincenzo DI VEROLI					ITA	8	Nikola MIROSLAVOV					BUL
	AGR Team					HONDA		LEOPARD JUNIOR					HONDA		AC RACING TEAM					HONDA		Illusion Racing					HONDA
59	Samuel CASTIBLANQUES					ESP	8	Nikola MIROSLAVOV					BUL	29	Daniel CLIMENT					ESP							
	Face Racing					HONDA		Fullmoto AC Racing Junior Team					HONDA														
12	Sebastian FERRUCCI					POL																					
	MTA JUNIOR TEAM					HONDA																					
2	Leonardo Pierluigi MARTINAZZI					ITA																					
	AC RACING TEAM					HONDA																					



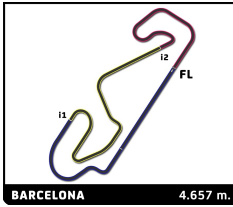
Momoven Moto4 EC 2026

FIM MOTO JUNIOR CIRCUIT DE BARCELONA - CATALUNYA

Practice Momoven Moto4 EC- GR-B

Sector Analysis

_ Invalidated Lap							■ Personal Best							■ Session Best							B Crossing the pit lane																																																																					
Lap	Time	Sector 1	Sector 2	Sector 3	Sector 4	T.Spd	Lap	Time	Sector 1	Sector 2	Sector 3	Sector 4	T.Spd	Lap	Time	Sector 1	Sector 2	Sector 3	Sector 4	T.Spd	Lap	Time	Sector 1	Sector 2	Sector 3	Sector 4	T.Spd																																																															
96 Álex DEBÓN ESP							SNIPERS IGAXTEAM HONDA							9 1:55.569 21.615 36.987 22.436 34.531 211.9							10 1:55.608 21.198 37.096 22.566 34.748 218.3							11 1:54.787 21.312 36.522 22.385 34.568 217.0																																																														
1	3:51.831	2:12.170	39.006	23.197	37.458	157.8	2	2:00.424	21.619	37.701	22.616	38.488	216.6	3	1:54.465	20.723	36.693	22.196	34.853	221.0	4	1:57.208	21.140	38.119	22.622	35.327	220.1	5	1:55.355	21.310	37.071	22.171	34.803	220.1	6	2:11.939B	21.422	37.392	22.668	50.457	220.1	7	2:15.518	42.599	36.565	22.026	34.328	157.3	8	1:53.627	20.087	36.698	22.104	34.738	223.7	9	2:09.347B	21.221	36.646	22.058	49.422	220.5	10	5:33.121	3:55.744	38.188	22.504	36.685	156.0	11	1:56.767	21.351	36.896	22.139	36.381	217.9	12	1:56.557	21.797	37.779	22.217	34.764	214.0	13	1:54.811	21.091	36.895	22.144	34.681	219.6
42 Mattia RUTIGLIANO ITA							RC113 Reparto Corse HONDA							15 Cesc OBIOL ESP							Team Monlau Motul HONDA																																																																					
1	2:39.704	58.178	41.309	23.907	36.310	132.3	2	1:57.961	21.740	37.979	22.915	35.327	211.9	3	1:55.975	21.631	37.048	22.804	34.492	209.5	4	1:54.988	21.251	36.884	22.372	34.481	213.6	5	1:56.427	21.467	37.345	22.270	35.345	209.5	6	1:55.846	21.297	36.548	22.237	35.764	212.3	7	1:55.896	21.521	37.807	22.120	34.448	208.7	8	2:09.732B	21.469	36.658	22.161	49.444	209.9	9	7:52.824B	6:01.145	38.409	22.911	50.359	144.2	10	4:50.421	3:13.057	38.782	23.074	35.508	128.1																					
1	2:39.704	58.178	41.309	23.907	36.310	132.3	2	1:57.961	21.740	37.979	22.915	35.327	211.9	3	2:02.945	21.763	40.425	23.913	36.844	213.2	4	1:56.812	21.954	37.953	22.276	34.629	212.8	5	1:54.556	21.053	36.915	22.159	34.429	221.0	6	1:54.808	21.098	36.924	22.200	34.586	220.1	7	2:11.094B	21.002	38.366	22.878	48.848	214.9	8	8:55.418	7:14.333	41.238	23.517	36.330	125.5	9	1:58.608	21.791	38.856	22.798	35.163	211.1	10	1:54.656	20.999	36.632	22.253	34.772	219.2	11	1:58.000	21.363	37.016	22.162	37.459	213.2	12	1:55.379	21.438	36.897	22.259	34.785	211.9							
77 Joel MORA ROU							Fullmoto AC Racing Junior Team HONDA							14 Smilla GÖTTLICH GER							F. Koch Rennsport HONDA																																																																					
1	2:39.704	58.178	41.309	23.907	36.310	132.3	2	1:57.961	21.740	37.979	22.915	35.327	211.9	3	2:04.962	21.954	38.747	23.556	40.705	207.5	4	2:05.925	21.500	37.486	24.561	42.378	212.8	5	1:56.038	21.568	37.209	22.519	34.742	209.5	6	1:55.761	21.575	37.053	22.460	34.673	209.5	7	1:55.345	21.746	36.730	22.308	34.561	211.5	8	2:09.082B	21.713	36.943	22.453	47.973	207.9	9	8:23.670	6:35.609	40.605	23.734	43.722	100.0	10	2:01.110	21.632	36.969	22.467	40.042	211.1	11	1:55.922	21.498	37.357	22.447	34.620	212.8														
1	3:29.505	1:49.214	40.512	23.471	36.308	141.9	2	1:58.201	21.876	37.856	22.684	35.785	214.4	3	1:58.140	21.701	37.277	23.615	35.547	209.9	4	1:56.379	21.706	37.255	22.453	34.965	213.6	5	1:55.059	21.464	36.790	22.330	34.475	214.9	6	1:54.754	21.258	36.540	22.222	34.734	218.3	7	2:14.800B	21.706	36.992	22.440	53.662	213.6	8	8:23.459	6:47.806	37.773	22.716	35.164	138.9	9	1:55.690	21.523	36.919	22.382	34.866	213.6	10	1:55.384	21.537	36.786	22.275	34.786	214.9	11	1:55.731	21.542	37.151	22.313	34.725	214.4	12	1:56.572	21.609	37.723	22.387	34.853	212.3							
50 Valdemar MELLGREN SWE							Iarresport HONDA							13 Luuk BORGGREVE NED							Dubbink TT Junior Sports HONDA																																																																					
1	3:29.505	1:49.214	40.512	23.471	36.308	141.9	2	1:58.201	21.876	37.856	22.684	35.785	214.4	3	1:57.383	21.648	37.449	22.713	35.573	212.8	4	1:56.887	21.542	37.223	22.465	35.657	214.0	5	1:56.699	21.510	37.177	22.829	35.183	214.4	6	1:56.088	21.548	36.991	22.478	35.071	214.4	7	2:09.336B	21.459	37.213	22.629	48.035	213.6	8	8:06.903	6:30.922	37.723	22.844	35.414	122.0	9	1:56.869	21.645	37.330	22.778	35.116	212.3																												
1	4:52.876	3:09.457	41.105	24.761	37.553	102.8	2	1:59.782	21.729	37.643	22.889	37.521	212.8	3	1:55.716	21.487	36.954	22.342	34.933	217.9	4	1:56.046	21.492	37.082	22.657	34.815	214.4	5	1:55.540	21.359	36.822	22.628	34.731	214.4	6	2:12.174B	21.586	37.770	22.635	50.183	213.2	7	9:12.824	7:34.574	38.842	23.546	35.862	135.9	8	1:55.380	21.114	36.905	22.540	34.821	221.0																																			
71 Roman DURDIS CZE							ILUSION RACING HONDA							12 1:55.649 21.350 37.050 22.398 34.851 212.8																																																																												
1	4:52.876	3:09.457	41.105	24.761	37.553	102.8	2	1:59.782	21.729	37.643	22.889	37.521	212.8	3	1:55.716	21.487	36.954	22.342	34.933	217.9	4	1:56.046	21.492	37.082	22.657	34.815	214.4	5	1:55.540	21.359	36.822	22.628	34.731	214.4	6	2:12.174B	21.586	37.770	22.635	50.183	213.2	7	9:12.824	7:34.574	38.842	23.546	35.862	135.9	8	1:55.380	21.114	36.905	22.540	34.821	221.0																																			



Momoven Moto4 EC 2026

FIM MOTO JUNIOR CIRCUIT DE BARCELONA - CATALUNYA

Practice Momoven Moto4 EC- GR-B

Sector Analysis

							_ Invalidated Lap ■ Personal Best ■ Session Best B Crossing the pit lane						
Lap	Time	Sector 1	Sector 2	Sector 3	Sector 4	T.Spd	Lap	Time	Sector 1	Sector 2	Sector 3	Sector 4	T.Spd
10	1:57.157	21.813	37.411	22.616	35.317	211.9							
11	1:56.199	21.516	37.131	22.494	35.058	214.4							
12	1:56.442	21.402	37.034	22.790	35.216	215.3							
83	Nicolás JIMENEZ					ESP							
	Team Honda Laglisse FPS					HONDA							
1	2:22.888	42.390	39.815	24.066	36.617	144.8							
2	2:00.067	22.521	38.366	23.157	36.023	205.5							
3	1:59.128	22.352	38.084	22.974	35.718	205.9							
4	1:58.739	22.317	37.986	22.901	35.535	203.2							
5	1:58.204	22.152	37.663	22.794	35.595	206.3							
6	1:58.187	22.375	37.538	22.703	35.571	203.6							
7	2:18.539 B	22.263	38.597	23.282	54.397	206.3							
8	7:24.604	5:45.322	38.919	23.276	37.087	144.2							
9	1:58.287	22.123	37.545	22.804	35.815	207.1							
10	1:58.658	22.187	37.723	23.062	35.686	207.5							
11	2:03.878	22.505	42.705	22.958	35.710	204.7							
12	1:58.181	22.165	37.582	22.861	35.573	207.1							
13	1:57.637	22.083	37.342	22.745	35.467	205.9							