

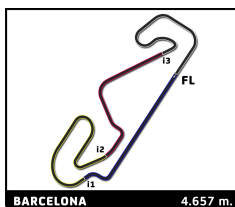
## Moto2 Ech 2026

### FIM MOTO JUNIOR CIRCUIT DE BARCELONA - CATALUNYA

#### FP1 Moto2

#### Sector Analysis

_ Invalidated Lap							■ Personal Best	■ Session Best	B Crossing the pit lane								
Lap	Time	Sector 1	Sector 2	Sector 3	Sector 4	T.Spd	Lap	Time	Sector 1	Sector 2	Sector 3	Sector 4	T.Spd				
<b>11</b>	<b>Iker GARCIA</b>						ESP										
	TOP SURFACE ASPAR TEAM						KALEX										
1	2:00.440	30.615	35.649	20.868	33.308	193.8	1	2:13.298	44.497	35.350	20.473	32.978	160.6				
2	1:46.138	18.740	34.469	20.206	32.723	283.9	2	1:45.917	18.649	34.419	20.226	32.623	288.4				
3	1:48.137	18.453	35.028	21.414	33.242	289.9	3	1:45.586	18.620	34.264	20.115	32.587	289.9				
4	1:45.799	18.474	34.267	20.165	32.893	283.9	4	1:45.290	18.191	34.448	20.090	32.561	290.7				
5	2:05.950B	18.804	38.792	20.720	47.634	280.9	5	1:45.840	18.296	34.300	20.192	33.052	289.9				
6	7:20.366	5:50.961	35.889	20.521	32.995	183.0	6	1:45.715	18.240	34.453	20.237	32.785	290.7				
7	1:44.543	18.413	33.902	20.070	32.158	279.5	7	2:00.178B	18.339	34.948	20.355	46.536	289.9				
8	1:44.385	18.369	33.785	19.974	32.257	279.5	8	9:12.154	7:45.097	34.545	20.175	32.337	201.7				
9	1:44.282	18.311	33.720	19.987	32.264	281.7	9	1:44.062	17.832	34.031	19.977	32.222	290.7				
10	2:05.819B	19.088	37.505	21.140	48.086	281.7	10	1:44.312	18.208	33.891	19.928	32.285	291.5				
11	5:27.252	3:59.607	34.897	20.266	32.482	183.0	11	1:44.181	18.204	33.856	19.896	32.225	289.1				
12	1:43.777	18.284	33.660	19.844	31.989	282.4	12	1:44.627	18.185	34.171	19.934	32.337	290.7				
13	1:43.618	18.135	33.519	19.838	32.126	283.9	13	1:44.389	18.176	33.954	19.933	32.326	288.4				
14	2:05.793B	18.290	37.170	21.517	48.816	283.9	14	1:44.625	18.219	34.022	19.920	32.464	288.4				
							15	1:44.793	18.136	34.177	20.005	32.475	289.1				
							16	1:44.987	18.225	34.120	19.986	32.656	289.9				
<b>10</b>	<b>Unai ORRADRE</b>						ESP										
	MOMOVEN RACING						KALEX										
1	2:32.787	1:04.246	35.105	20.213	33.223	166.5	1	2:32.787	1:04.246	35.105	20.213	33.223	166.5				
2	2:01.031B	18.525	34.088	20.027	48.391	291.5	2	2:01.031B	18.525	34.088	20.027	48.391	291.5				
3	6:13.730	4:44.215	35.525	20.246	33.744	178.8	3	6:13.730	4:44.215	35.525	20.246	33.744	178.8				
4	1:44.203	18.167	33.790	19.926	32.320	286.9	4	1:44.203	18.167	33.790	19.926	32.320	286.9				
5	1:44.365	18.286	33.867	19.940	32.272	284.6	5	1:44.365	18.286	33.867	19.940	32.272	284.6				
6	1:45.113	18.192	34.047	20.247	32.627	286.1	6	1:45.113	18.192	34.047	20.247	32.627	286.1				
7	2:04.443B	19.303	37.229	20.644	47.267	285.4	7	2:04.443B	19.303	37.229	20.644	47.267	285.4				
8	9:37.560	8:05.665	36.106	21.772	34.017	174.8	8	9:37.560	8:05.665	36.106	21.772	34.017	174.8				
9	2:01.009B	18.323	35.324	20.722	46.640	286.9	9	2:01.009B	18.323	35.324	20.722	46.640	286.9				
<b>23</b>	<b>David REAL</b>						ESP										
	TEAM STYLOBIKE YAMAHA PHILIPPINE						KALEX										
1	5:20.609	3:47.024	36.876	21.907	34.802	150.6	1	5:20.609	3:47.024	36.876	21.907	34.802	150.6				
2	1:49.969	18.802	35.014	21.678	34.475	277.3	2	1:49.969	18.802	35.014	21.678	34.475	277.3				
3	1:47.567	18.570	35.557	20.558	32.882	280.2	3	1:47.567	18.570	35.557	20.558	32.882	280.2				
4	1:46.509	18.732	34.475	20.279	33.023	283.9	4	1:46.509	18.732	34.475	20.279	33.023	283.9				
5	1:47.857	18.493	34.419	20.316	34.629	282.4	5	1:47.857	18.493	34.419	20.316	34.629	282.4				
6	1:45.924	18.396	34.440	20.217	32.871	280.9	6	1:45.924	18.396	34.440	20.217	32.871	280.9				
7	2:04.956B	18.821	37.556	21.011	47.568	278.8	7	2:04.956B	18.821	37.556	21.011	47.568	278.8				
8	6:38.512	5:05.886	36.254	21.334	35.038	152.1	8	6:38.512	5:05.886	36.254	21.334	35.038	152.1				
9	1:52.902	18.339	34.077	20.258	40.228	283.1	9	1:52.902	18.339	34.077	20.258	40.228	283.1				
10	1:48.547	18.378	33.938	20.048	36.183	285.4	10	1:48.547	18.378	33.938	20.048	36.183	285.4				
11	1:44.671	18.379	33.895	20.037	32.360	283.9	11	1:44.671	18.379	33.895	20.037	32.360	283.9				
12	1:44.271	18.179	33.808	19.977	32.307	279.5	12	1:44.271	18.179	33.808	19.977	32.307	279.5				
13	1:49.338	18.999	35.021	20.026	35.292	286.1	13	1:49.338	18.999	35.021	20.026	35.292	286.1				
14	1:44.478	18.223	33.908	19.985	32.362	286.9	14	1:44.478	18.223	33.908	19.985	32.362	286.9				
15	2:08.796B	19.037	38.443	22.579	48.737	282.4	15	2:08.796B	19.037	38.443	22.579	48.737	282.4				
<b>94</b>	<b>Facundo LLAMBIAS</b>						URU										
	Team Estrella Galicia 0																
1	1:58.122	29.013	35.778	20.711	32.620	199.5	1	1:58.122	29.013	35.778	20.711	32.620	199.5				
2	1:45.005	18.401	33.834	20.069	32.701	289.9	2	1:45.005	18.401	33.834	20.069	32.701	289.9				
3	1:44.585	18.373	33.850	20.067	32.295	285.4	3	1:44.585	18.373	33.850	20.067	32.295	285.4				
4	1:44.743	18.617	33.830	19.987	32.309	277.3	4	1:44.743	18.617	33.830	19.987	32.309	277.3				
5	2:07.216B	19.436	36.328	20.510	50.942	282.4	5	2:07.216B	19.436	36.328	20.510	50.942	282.4				
6	10:49.862	9:22.786	34.560	20.155	32.361	152.3	6	10:49.862	9:22.786	34.560	20.155	32.361	152.3				
7	1:44.305	18.281	33.568	20.057	32.399	286.1	7	1:44.305	18.281	33.568	20.057	32.399	286.1				
8	1:51.834	19.060	38.365	20.458	33.951	286.9	8	1:51.834	19.060	38.365	20.458	33.951	286.9				
<b>77</b>	<b>Johan GIMBERT</b>						FRA										
	TOP SURFACE ASPAR TEAM						KALEX										
1	2:02.396	33.312	35.758	20.542	32.784	203.2	1	2:02.396	33.312	35.758	20.542	32.784	203.2				
2	1:45.341	18.409	34.276	20.114	32.542	294.6	2	1:45.341	18.409	34.276	20.114	32.542	294.6				
3	1:44.859	18.223	34.089	20.052	32.495	295.4	3	1:44.859	18.223	34.089	20.052	32.495	295.4				
4	1:49.805	18.369	34.329	20.137	36.970	294.6	4	1:49.805	18.369	34.329	20.137	36.970	294.6				
5	1:45.032	18.214	34.203	20.046	32.569	291.5	5	1:45.032	18.214	34.203	20.046	32.569	291.5				
6	2:00.096B	18.782	35.386	20.346	45.582	292.3	6	2:00.096B	18.782	35.386	20.346	45.582	292.3				
7	12:02.144	...	35.130	20.350	32.609	184.9	7	12:02.144	...	35.130	20.350	32.609	184.9				
8	1:44.059	18.151	33.713	19.875	32.320	289.1	8	1:44.059	18.151	33.713	19.875	32.320	289.1				
9	1:49.738	18.649	35.859	20.294	34.936	288.4	9	1:49.738	18.649	35.859	20.294	34.936	288.4				
10	1:44.128	18.098	33.828	19.940	32.262	293.0	10	1:44.128	18.098	33.828	19.940	32.262	293.0				
11	1:43.979	18.069	33.734	19.845	32.331	288.4	11	1:43.979	18.069	33.734	19.845	32.331	288.4				
12	1:49.631	19.033	35.326	20.093	35.179	286.9	12	1:49.631	19.033	35.326	20.093	35.179	286.9				
13	1:44.702	18.178	34.033	20.042	32.449	289.1	13	1:44.702	18.178	34.033	20.042	32.449	289.1				
14	1:46.884	18.781	35.358	20.103	32.642	287.6	14	1:46.884	18.781	35.358	20.103	32.642	287.6				
<b>8</b>	<b>Marco TAPIA</b>						ESP										
	Fau55TeyRacing						BOSCOSCURO										



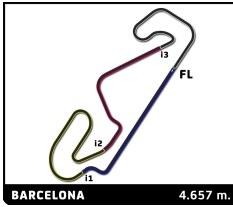
## Moto2 Ech 2026

# FIM MOTO JUNIOR CIRCUIT DE BARCELONA - CATALUNYA

## FP1 Moto2

### Sector Analysis

_ Invalidated Lap							■ Personal Best	■ Session Best	B Crossing the pit lane						
Lap	Time	Sector 1	Sector 2	Sector 3	Sector 4	T.SpD	Lap	Time	Sector 1	Sector 2	Sector 3	Sector 4	T.SpD		
<b>43 Amanuel David BRINTON</b> GBR															
PROMORACING FACTORY TEAM KALEX															
1	2:49.810	1:18.915	35.661	20.865	34.369	158.7									
2	1:44.718	18.359	33.925	20.105	32.329	288.4									
3	1:44.957	18.368	34.019	20.247	32.323	286.1									
4	1:45.105	18.606	33.989	20.072	32.438	289.1									
5	1:44.572	18.166	33.997	19.875	32.534	289.1									
6	1:44.404	18.099	33.904	19.995	32.406	287.6									
7	1:44.616	18.139	33.840	19.971	32.666	287.6									
8	1:53.642	18.164	34.674	20.301	40.503	286.9									
9	8:32.888	7:02.102	36.349	20.678	33.759	146.3									
10	1:45.022	18.319	34.053	20.086	32.564	286.1									
11	1:45.355	18.385	34.115	20.076	32.779	284.6									
12	1:45.203	18.151	34.143	20.064	32.845	286.9									
13	1:58.156	18.965	35.314	20.300	43.577	286.1									
14	5:50.014	4:21.155	35.236	20.462	33.161	185.5									
<b>88 Marcos URIARTE</b> ESP															
GV EBC RACING BOSCOSCURO															
1	1:54.577	25.710	35.346	20.571	32.950	188.4									
2	1:44.904	17.655	34.432	20.182	32.635	290.7									
3	1:45.218	18.288	34.226	20.157	32.547	289.9									
4	1:45.366	18.306	34.196	20.144	32.720	286.9									
5	1:48.284	18.733	36.855	20.157	32.539	289.1									
6	1:45.478	18.424	34.225	20.149	32.680	289.1									
7	2:08.092	18.489	38.055	21.915	49.633	290.7									
8	8:22.110	6:50.379	38.999	20.239	32.493	94.4									
9	1:44.558	18.308	33.900	19.952	32.398	288.4									
10	1:44.900	18.240	34.157	20.020	32.483	289.1									
11	1:46.699	18.128	35.942	20.009	32.620	291.5									
12	2:00.559	18.079	35.573	20.307	46.600	291.5									
13	4:58.326	3:25.644	39.450	20.359	32.873	136.8									
14	1:44.813	17.664	34.337	20.229	32.583	292.3									
<b>82 Stefano NEPA</b> ITA															
Klint Racing Team Face FORWARD															
1	2:00.872	28.190	38.605	20.973	33.104	181.8									
2	1:45.825	18.535	34.351	20.291	32.648	291.5									
3	1:46.038	18.667	34.429	20.264	32.678	281.7									
4	1:48.733	18.448	37.365	20.386	32.534	293.0									
5	1:45.117	18.303	34.228	20.078	32.508	289.1									
6	1:49.584	18.397	37.301	20.794	33.092	290.7									
7	1:45.177	18.302	34.202	20.121	32.552	286.1									
8	2:02.958	18.344	34.581	20.563	49.470	284.6									
9	7:45.239	6:11.770	36.033	22.444	34.992	179.4									
10	1:49.965	18.564	38.178	20.481	32.742	285.4									
11	1:44.805	18.477	34.024	19.955	32.349	283.1									
12	1:44.595	18.263	33.906	20.027	32.399	286.9									
13	1:44.673	18.274	34.043	20.057	32.299	286.1									
14	1:45.042	18.458	34.046	20.112	32.426	292.3									
15	1:50.336	18.215	37.479	21.589	33.053	288.4									
<b>81 Joan SANTOS</b> ESP															
TOP SURFACE ASPAR TEAM KALEX															
1	2:04.261	35.461	35.362	20.503	32.935	194.8									
2	1:45.425	18.376	34.211	20.273	32.565	287.6									
3	1:45.291	18.365	34.139	20.216	32.571	284.6									
4	1:45.590	18.457	34.166	20.157	32.810	280.9									
5	1:45.450	18.349	34.243	20.177	32.681	286.9									
6	1:50.537	18.287	34.184	20.618	37.448	283.9									
7	2:00.578	18.442	34.334	20.313	47.489	286.9									
8	10:11.071	8:43.404	34.978	20.357	32.332	172.0									
9	1:44.697	18.261	34.031	20.191	32.214	287.6									
10	1:44.698	18.259	34.144	20.209	32.086	285.4									
11	1:59.907	18.279	34.547	20.390	46.691	285.4									
12	4:49.633	3:20.739	35.454	20.719	32.721	186.8									
13	1:45.034	18.413	34.045	20.107	32.469	286.1									
<b>26 Jonathan NAHLOUS</b> AUS															
AGR Team KALEX															
1	1:58.911	28.612	36.081	20.748	33.470	193.8									
2	1:47.510	18.813	34.815	20.497	33.385	286.1									
3	1:45.933	18.448	34.443	20.267	32.775	289.9									
4	1:46.365	18.717	34.641	20.282	32.725	286.9									
5	1:46.534	18.659	34.759	20.476	32.640	287.6									
6	1:45.896	18.473	34.542	20.212	32.669	285.4									
7	1:45.790	18.388	34.369	20.211	32.822	284.6									
8	2:02.332	18.700	34.466	20.309	48.857	282.4									
9	10:39.549	9:11.719	35.014	20.316	32.500	180.3									
10	1:45.016	18.301	34.033	20.100	32.582	282.4									
<b>27 Max TOTH</b> USA															
CARDOSO RACING KALEX															
1	1:56.657	25.798	36.372	21.079	33.408	181.8									
2	1:46.916	18.595	34.624	20.525	33.172	284.6									
3	1:47.048	18.760	34.879	20.500	32.909	286.9									
4	1:46.437	18.749	34.463	20.438	32.787	284.6									
5	1:46.369	18.559	34.566	20.311	32.933	285.4									
6	1:46.947	18.616	34.855	20.440	33.036	281.7									
7	1:46.111	18.424	34.469	20.417	32.801	283.1									
8	2:04.342	20.162	36.521	20.586	47.073	281.7									
9	7:47.694	6:19.541	34.924	20.514	32.715	154.7									
10	1:45.074	18.302	34.150	20.155	32.467	281.7									
11	1:45.399	18.537	34.254	20.145	32.463	283.9									
12	1:45.030	18.295	34.067	20.211	32.457	283.1									
13	1:45.212	18.268	34.075	20.263	32.606	286.1									
14	2:08.231	21.898	37.411	20.874	48.048	283.1									
15	4:44.785	3:14.401	35.368	20.954	34.062	140.3									
<b>71 Ruben ROMERO</b> ESP															
SF Racing YAMAHA															
1	2:01.576	32.067	35.819	20.700	32.990	194.8									
2	1:45.035	18.294	34.099	20.207	32.435	292.3									
3	1:45.768	18.592	34.411	20.091	32.674	286.9									
4	1:46.106	18.479	34.595	20.273	32.759	288.4									
5	1:50.798	18.618	34.437	20.820	36.923	286.1									



**Moto2 Ech 2026**

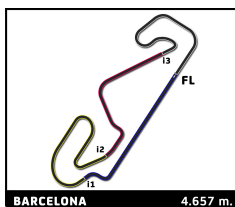
**FIM MOTO JUNIOR CIRCUIT DE BARCELONA - CATALUNYA**

**FP1 Moto2**

**Sector Analysis**

— Invalidated Lap    ■ Personal Best    ■ Session Best    B Crossing the pit lane

Lap	Time	Sector 1	Sector 2	Sector 3	Sector 4	T.Sp	Lap	Time	Sector 1	Sector 2	Sector 3	Sector 4	T.Sp
6	2:04.504 B	19.259	36.041	20.759	48.445	286.9	13	1:49.390	18.581	34.162	21.445	35.202	285.4
7	10:38.779	9:06.956	35.261	23.212	33.350	165.2	14	1:46.292	18.506	34.326	20.289	33.171	286.1
8	1:48.508	18.510	34.306	22.494	33.198	283.9	<b>64 Enej KRSEVAN</b> SLO						
9	2:04.081 B	18.514	34.174	23.068	48.325	282.4	EAGLE-1 KALEX						
10	9:02.047 B	7:06.712	35.687	26.415	53.233	182.7	1	2:39.664	1:08.789	36.170	21.022	33.683	194.8
<b>33 Pier Francesco VENTURINI</b> ITA						<b>51 Juan Pablo URIOSTEGUI</b> MEX							
AC RACING TEAM BOSCOSCURO						MMR KALEX							
1	1:55.374	26.404	35.035	20.631	33.304	190.7	1	2:21.326	49.462	36.358	21.216	34.290	155.8
2	1:45.752	18.371	34.466	20.337	32.578	287.6	2	1:47.641	18.985	34.715	20.523	33.418	284.6
3	1:45.416	18.358	34.258	20.187	32.613	288.4	3	1:47.069	18.792	34.502	20.539	33.236	284.6
4	1:45.069	18.444	33.957	20.138	32.530	288.4	4	1:49.382	19.008	34.482	21.287	34.605	282.4
5	1:45.805	18.293	34.334	20.257	32.921	289.1	5	1:47.324	18.874	34.875	20.422	33.153	280.9
6	1:47.501	18.430	34.656	20.338	34.077	293.0	6	1:47.045	18.831	34.505	20.493	33.216	282.4
7	2:02.044 B	18.392	36.639	21.200	45.813	294.6	7	1:47.356	18.834	34.615	20.532	33.375	281.7
8	6:41.313	5:12.806	34.823	20.619	33.065	171.8	8	1:47.477	18.869	34.704	20.568	33.336	278.8
9	1:46.636	18.490	34.741	20.424	32.981	286.9	9	2:10.575 B	21.175	38.954	21.937	48.509	279.5
10	1:46.079	18.345	34.394	20.505	32.835	289.1	10	1:47.952	6:26.799	35.556	20.558	33.039	96.7
11	1:46.337	18.550	34.414	20.462	32.911	287.6	11	1:45.921	18.733	34.020	20.235	32.933	285.4
12	2:01.335 B	18.696	34.670	21.449	46.520	289.1	12	1:46.077	18.594	34.308	20.393	32.782	285.4
13	4:47.381	3:15.884	37.831	20.500	33.166	179.7	13	1:46.140	18.576	34.112	20.435	33.017	284.6
14	1:51.817	20.985	37.035	20.720	33.077	280.2	14	1:46.398	18.683	34.217	20.337	33.161	283.9
15	1:46.526	18.617	34.455	20.453	33.001	291.5	15	1:46.675	18.845	34.339	20.522	32.969	283.9
<b>32 Marcos LUDENA</b> ESP						<b>2 Declan VAN ROSMALEN</b> AUS							
MDR COMPETICION KALEX						EAGLE-1 KALEX							
1	1:57.061	27.850	35.429	20.704	33.078	201.0	1	1:55.303	23.258	37.463	20.832	33.750	191.1
2	1:46.843	18.692	34.539	20.455	33.157	287.6	2	1:47.913	18.856	34.981	20.577	33.499	286.1
3	1:46.787	18.603	34.845	20.514	32.825	290.7	3	1:47.970	18.714	35.049	20.610	33.597	286.1
4	1:46.048	18.496	34.400	20.310	32.842	288.4	4	1:46.992	18.713	34.682	20.509	33.088	289.1
5	1:48.065	18.531	34.542	20.314	34.678	280.9	5	1:47.782	18.695	35.107	20.822	33.158	284.6
6	1:46.886	18.628	34.867	20.502	32.889	278.1	6	1:47.606	18.832	34.817	20.637	33.320	285.4
7	2:02.977 B	18.724	36.289	20.674	47.290	282.4	7	2:16.460 B	20.283	38.716	21.257	56.204	285.4
8	7:45.386	6:14.910	36.666	20.834	32.976	173.4	8	10:51.677	9:18.126	39.390	20.764	33.397	150.8
9	1:45.762	18.556	34.234	20.409	32.563	283.1	9	1:46.582	18.651	34.444	20.353	33.134	284.6
10	1:45.271	18.383	34.127	20.247	32.514	283.1	10	1:46.446	18.553	34.561	20.422	32.910	283.9
11	1:45.397	18.469	34.238	20.174	32.516	282.4	11	1:46.975	18.620	34.606	20.457	33.292	284.6
12	1:45.676	18.329	34.316	20.194	32.837	282.4	12	1:57.809	19.736	37.174	22.031	38.868	283.1
13	2:02.722 B	18.401	36.728	20.619	46.974	283.1	13	1:47.472	18.678	34.854	20.600	33.340	287.6
14	3:17.252	1:43.300	36.579	20.635	36.738	164.7	14	1:47.295	18.785	34.584	20.574	33.352	285.4
15	1:45.869	18.487	34.413	20.233	32.736	286.1	15	1:47.076	18.688	34.661	20.389	33.338	289.1
16	1:45.728	18.368	34.431	20.286	32.643	283.9	<b>61 Javier DEL OLMO</b> ESP						
<b>20 Owen VAN TRIGT</b> NED						JDO RACING TEAM KALEX							
AGR Team KALEX													
1	2:02.230	30.904	36.523	20.985	33.818	190.4							
2	1:47.420	18.969	34.849	20.424	33.178	285.4							
3	1:47.211	18.992	34.648	20.390	33.181	284.6							
4	1:47.144	18.675	34.695	20.441	33.333	288.4							
5	1:47.193	18.722	34.844	20.400	33.227	286.9							
6	2:03.961 B	18.788	34.826	20.824	49.523	284.6							
7	11:52.275	...	38.524	20.735	33.116	126.4							
8	1:46.455	18.738	34.370	20.397	32.950	282.4							
9	1:46.197	18.682	34.280	20.168	33.067	284.6							
10	1:46.070	18.600	34.377	20.342	32.751	286.1							
11	1:45.883	18.588	34.236	20.266	32.793	284.6							
12	1:45.543	18.393	34.207	20.235	32.708	287.6							



## Moto2 Ech 2026

### FIM MOTO JUNIOR CIRCUIT DE BARCELONA - CATALUNYA FP1 Moto2

#### Sector Analysis

— Invalidated Lap    ■ Personal Best    ■ Session Best    B Crossing the pit lane

Lap	Time	Sector 1	Sector 2	Sector 3	Sector 4	T.Sp	Lap	Time	Sector 1	Sector 2	Sector 3	Sector 4	T.Sp
1	2:04.221	32.661	36.658	20.983	33.919	199.1							
2	1:48.644	18.946	35.086	20.789	33.823	283.1							
3	1:48.799	19.110	35.439	20.719	33.531	283.1							
4	1:48.200	18.844	34.992	20.772	33.592	280.9							
5	1:47.900	18.918	34.960	20.653	33.369	279.5							
6	1:48.135	18.693	35.001	20.936	33.505	281.7							
7	2:04.870B	19.145	36.848	21.018	47.859	280.9							
8	8:07.081	6:35.555	37.297	20.940	<b>33.289</b>	159.6							
9	1:47.320	<b>18.640</b>	34.768	20.594	33.318	281.7							
10	1:47.627	18.744	34.925	20.662	33.296	280.2							
11	<b>1:47.318</b>	18.801	<b>34.689</b>	<b>20.485</b>	33.343	280.2							
12	1:54.779	20.385	40.085	20.850	33.459	280.9							
13	1:47.814	18.819	35.038	20.642	33.315	280.9							
14	1:47.662	18.707	34.942	20.589	33.424	280.9							
15	1:52.459	19.436	37.666	21.620	33.737	279.5							
16	1:47.968	18.914	35.079	20.568	33.407	279.5							

<b>18</b>	<b>Jona EISENKOLB</b>	GER
	F. Koch Rennsport	KALEX

1	2:52.906	1:16.705	37.932	22.261	36.008	150.8							
2	1:55.445	20.558	37.090	21.909	35.888	255.2							
3	1:54.647	20.233	36.824	22.011	35.579	257.6							
4	2:07.782B	19.808	36.728	21.563	49.683	272.5							
5	7:29.178	5:56.931	36.232	21.445	34.570	163.5							
6	1:50.536	19.098	35.892	21.172	34.374	282.4							
7	1:49.973	19.013	35.591	21.134	34.235	282.4							
8	1:49.810	18.980	35.569	21.098	34.163	283.9							
9	2:04.574B	18.978	35.737	21.042	48.817	282.4							
10	5:20.485	3:49.141	35.946	21.118	34.280	143.4							
11	1:49.014	18.884	35.410	20.825	33.895	283.9							
12	<b>1:48.538</b>	<b>18.731</b>	<b>35.129</b>	20.854	<b>33.824</b>	284.6							
13	1:49.530	18.803	35.410	21.074	34.243	283.9							
14	1:49.199	18.928	35.462	<b>20.813</b>	33.996	281.7							

<b>92</b>	<b>Rossi MOOR</b>	HUN
	RM92 Racing Team	FORWARD

1	2:43.311B	1:00.820	<b>35.032</b>	20.644	46.815	147.3							
2	18:08.509B	...	35.963	<b>20.604</b>	45.932	187.4							