

Moto2 Ech 2026

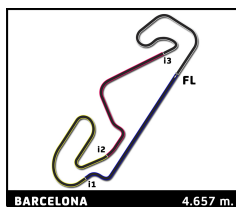
FIM MOTO JUNIOR CIRCUIT DE BARCELONA - CATALUNYA

FP2 Moto2

Sector Analysis

— Invalidated Lap ■ Personal Best ■ Session Best B Crossing the pit lane

| Lap | Time | Sector 1 | Sector 2 | Sector 3 | Sector 4 | T.Sp | Lap | Time | Sector 1 | Sector 2 | Sector 3 | Sector 4 | T.Sp |
|--|-----------|----------|----------|----------|----------|-------|-----|-----------|----------|----------|----------|----------|-------|
| 49 Francesco MONGIARDO ITA | | | | | | | | | | | | | |
| MMR KALEX | | | | | | | | | | | | | |
| 1 | 3:38.469 | 2:10.742 | 34.969 | 20.136 | 32.622 | 194.1 | 2 | 1:44.059 | 18.307 | 33.738 | 19.823 | 32.191 | 283.9 |
| 2 | 1:44.159 | 18.146 | 33.891 | 19.966 | 32.156 | 286.9 | 3 | 1:43.807 | 18.129 | 33.543 | 19.929 | 32.206 | 285.4 |
| 3 | 1:43.826 | 17.999 | 33.656 | 19.923 | 32.248 | 288.4 | 4 | 1:44.257 | 18.154 | 33.718 | 19.991 | 32.394 | 283.9 |
| 4 | 1:44.837 | 18.285 | 34.051 | 19.999 | 32.502 | 283.9 | 5 | 1:47.994 | 18.219 | 35.416 | 21.260 | 33.099 | 283.1 |
| 5 | 1:44.730 | 18.327 | 33.979 | 20.004 | 32.420 | 283.9 | 6 | 1:44.314 | 18.268 | 33.757 | 19.937 | 32.352 | 283.9 |
| 6 | 2:01.750B | 18.282 | 35.453 | 20.043 | 47.972 | 285.4 | 7 | 1:47.978 | 18.271 | 35.578 | 20.568 | 33.561 | 283.1 |
| 7 | 12:08.224 | ... | 35.310 | 20.159 | 32.658 | 183.3 | 8 | 1:44.922 | 18.300 | 33.930 | 20.093 | 32.599 | 283.9 |
| 8 | 1:42.954 | 17.904 | 33.388 | 19.761 | 31.901 | 287.6 | 9 | 1:44.800 | 18.299 | 33.944 | 20.048 | 32.509 | 282.4 |
| 9 | 1:43.325 | 17.871 | 33.566 | 19.821 | 32.067 | 289.1 | 10 | 1:44.588 | 18.230 | 33.859 | 19.983 | 32.516 | 284.6 |
| 10 | 1:43.959 | 18.147 | 33.833 | 19.897 | 32.082 | 286.1 | 11 | 2:04.358B | 18.662 | 36.871 | 20.925 | 47.900 | 283.1 |
| 11 | 1:44.064 | 18.076 | 33.893 | 19.893 | 32.202 | 286.1 | 12 | 5:28.968 | 4:02.000 | 34.454 | 20.277 | 32.237 | 154.0 |
| 12 | 1:44.343 | 18.095 | 33.903 | 19.953 | 32.392 | 286.9 | 13 | 1:43.446 | 18.240 | 33.500 | 19.726 | 31.980 | 281.7 |
| 13 | 1:44.284 | 18.201 | 33.868 | 19.974 | 32.241 | 285.4 | 14 | 1:43.432 | 18.075 | 33.447 | 19.786 | 32.124 | 284.6 |
| | | | | | | | 15 | 1:43.636 | 18.096 | 33.559 | 19.844 | 32.137 | 284.6 |
| | | | | | | | 16 | 1:44.014 | 18.191 | 33.682 | 19.852 | 32.289 | 284.6 |
| | | | | | | | 17 | 1:48.130 | 18.744 | 36.145 | 20.384 | 32.857 | 285.4 |
| | | | | | | | 18 | 1:44.967 | 18.193 | 33.814 | 20.110 | 32.850 | 284.6 |
| 10 Unai ORRADRE ESP | | | | | | | | | | | | | |
| Momoven Racing KALEX | | | | | | | | | | | | | |
| 1 | 2:39.213 | 1:11.136 | 35.224 | 20.199 | 32.654 | 203.6 | | | | | | | |
| 2 | 1:43.411 | 18.182 | 33.451 | 19.789 | 31.989 | 286.1 | | | | | | | |
| 3 | 1:43.512 | 18.123 | 33.514 | 19.826 | 32.049 | 287.6 | | | | | | | |
| 4 | 1:43.391 | 18.013 | 33.598 | 19.725 | 32.055 | 286.1 | | | | | | | |
| 5 | 2:02.092B | 17.941 | 36.220 | 20.468 | 47.463 | 286.9 | | | | | | | |
| 6 | 6:21.074 | 4:51.864 | 36.099 | 20.453 | 32.658 | 162.5 | | | | | | | |
| 7 | 1:43.005 | 18.227 | 33.324 | 19.655 | 31.799 | 286.1 | | | | | | | |
| 8 | 1:42.978 | 17.973 | 33.375 | 19.705 | 31.925 | 286.9 | | | | | | | |
| 9 | 1:43.591 | 18.086 | 33.445 | 19.956 | 32.104 | 286.1 | | | | | | | |
| 10 | 1:43.656 | 18.006 | 33.500 | 19.949 | 32.201 | 286.1 | | | | | | | |
| 11 | 1:44.465 | 18.100 | 33.598 | 19.800 | 32.967 | 286.1 | | | | | | | |
| 12 | 1:43.830 | 18.144 | 33.641 | 19.824 | 32.221 | 286.1 | | | | | | | |
| 13 | 1:43.724 | 18.106 | 33.593 | 19.836 | 32.189 | 287.6 | | | | | | | |
| 14 | 1:43.797 | 18.163 | 33.602 | 19.824 | 32.208 | 287.6 | | | | | | | |
| 15 | 1:44.195 | 18.276 | 33.771 | 19.868 | 32.280 | 285.4 | | | | | | | |
| 16 | 1:52.362 | 19.540 | 37.373 | 20.952 | 34.497 | 285.4 | | | | | | | |
| 17 | 1:46.131 | 18.419 | 34.288 | 20.333 | 33.091 | 286.1 | | | | | | | |
| 29 Harrison VOIGHT AUS | | | | | | | | | | | | | |
| CARDOSO RACING KALEX | | | | | | | | | | | | | |
| 1 | 2:39.707 | 1:12.031 | 35.407 | 20.008 | 32.261 | 202.5 | | | | | | | |
| 2 | 1:43.488 | 18.209 | 33.459 | 19.879 | 31.941 | 283.1 | | | | | | | |
| 3 | 1:43.609 | 18.147 | 33.513 | 19.878 | 32.071 | 283.9 | | | | | | | |
| 4 | 1:43.864 | 18.251 | 33.580 | 19.843 | 32.190 | 279.5 | | | | | | | |
| 5 | 1:44.356 | 18.314 | 33.916 | 19.961 | 32.165 | 282.4 | | | | | | | |
| 6 | 1:44.423 | 18.281 | 33.786 | 19.966 | 32.390 | 282.4 | | | | | | | |
| 7 | 1:44.642 | 18.302 | 33.956 | 19.967 | 32.417 | 282.4 | | | | | | | |
| 8 | 1:44.999 | 18.445 | 33.985 | 20.023 | 32.546 | 280.9 | | | | | | | |
| 9 | 1:48.530 | 19.681 | 35.313 | 20.081 | 33.455 | 280.2 | | | | | | | |
| 10 | 2:02.763B | 18.613 | 35.566 | 20.908 | 47.676 | 277.3 | | | | | | | |
| 11 | 4:57.188 | 3:29.714 | 34.759 | 20.280 | 32.435 | 177.9 | | | | | | | |
| 12 | 1:43.927 | 18.421 | 33.520 | 19.876 | 32.110 | 281.7 | | | | | | | |
| 13 | 1:44.112 | 18.312 | 33.795 | 19.811 | 32.194 | 282.4 | | | | | | | |
| 14 | 1:50.082 | 18.222 | 36.404 | 21.193 | 34.263 | 281.7 | | | | | | | |
| 15 | 1:47.504 | 18.513 | 34.631 | 20.439 | 33.921 | 283.1 | | | | | | | |
| 16 | 1:47.263 | 18.979 | 35.452 | 20.186 | 32.646 | 282.4 | | | | | | | |
| 17 | 1:45.404 | 18.485 | 34.170 | 20.122 | 32.627 | 282.4 | | | | | | | |
| 18 | 1:48.349 | 18.629 | 36.083 | 20.502 | 33.135 | 280.2 | | | | | | | |
| 7 Dennis FOGGIA ITA | | | | | | | | | | | | | |
| team Ciatti - Boscoscuo BOSCOSCURO | | | | | | | | | | | | | |
| 1 | 1:51.622 | 24.931 | 34.665 | 19.968 | 32.058 | 209.1 | | | | | | | |
| 2 | 1:43.387 | 18.025 | 33.530 | 19.772 | 32.060 | 286.1 | | | | | | | |
| 3 | 1:45.552 | 18.577 | 34.187 | 20.643 | 32.145 | 286.1 | | | | | | | |
| 4 | 1:47.368 | 18.368 | 36.554 | 20.077 | 32.369 | 287.6 | | | | | | | |
| 5 | 1:43.965 | 18.021 | 33.780 | 19.890 | 32.274 | 291.5 | | | | | | | |
| 6 | 1:44.413 | 18.209 | 33.781 | 19.982 | 32.441 | 289.9 | | | | | | | |
| 7 | 1:58.136B | 18.849 | 34.191 | 20.105 | 44.991 | 291.5 | | | | | | | |
| 8 | 13:39.081 | ... | 34.810 | 20.133 | 32.899 | 216.1 | | | | | | | |
| 9 | 1:45.163 | 17.943 | 33.371 | 20.145 | 33.704 | 290.7 | | | | | | | |
| 10 | 1:43.271 | 18.042 | 33.552 | 19.770 | 31.907 | 291.5 | | | | | | | |
| 11 | 1:47.087 | 19.154 | 35.687 | 20.037 | 32.209 | 292.3 | | | | | | | |
| 12 | 1:43.316 | 17.604 | 33.699 | 19.859 | 32.154 | 290.7 | | | | | | | |
| 13 | 1:43.700 | 18.050 | 33.646 | 19.903 | 32.101 | 289.1 | | | | | | | |
| 14 | 1:44.040 | 18.118 | 33.773 | 19.792 | 32.357 | 289.1 | | | | | | | |
| 19 Alessandro MOROSI ITA | | | | | | | | | | | | | |
| EAGLE-1 KALEX | | | | | | | | | | | | | |
| 1 | 2:33.638 | 1:06.192 | 34.748 | 20.183 | 32.515 | 173.4 | | | | | | | |
| 4 Eric FERNANDEZ ESP | | | | | | | | | | | | | |
| Fau55TeyRacing BOSCOSCURO | | | | | | | | | | | | | |
| 1 | 2:11.784 | 44.868 | 34.631 | 20.102 | 32.183 | 206.3 | | | | | | | |
| 2 | 1:44.656 | 18.267 | 34.402 | 19.887 | 32.100 | 291.5 | | | | | | | |
| 3 | 1:44.705 | 18.084 | 34.078 | 20.273 | 32.270 | 286.1 | | | | | | | |
| 4 | 1:44.318 | 17.990 | 34.073 | 20.013 | 32.242 | 293.0 | | | | | | | |
| 5 | 1:44.194 | 18.003 | 33.881 | 19.803 | 32.507 | 290.7 | | | | | | | |
| 6 | 1:44.078 | 18.027 | 33.767 | 19.996 | 32.288 | 287.6 | | | | | | | |
| 7 | 1:44.296 | 18.157 | 33.865 | 19.931 | 32.343 | 288.4 | | | | | | | |
| 8 | 2:01.110B | 19.192 | 35.324 | 20.228 | 46.366 | 289.1 | | | | | | | |
| 9 | 7:01.635 | 5:33.800 | 34.950 | 20.071 | 32.814 | 196.2 | | | | | | | |
| 10 | 1:53.532 | 17.881 | 33.305 | 19.676 | 42.670 | 288.4 | | | | | | | |
| 11 | 1:43.567 | 18.010 | 33.644 | 19.776 | 32.137 | 288.4 | | | | | | | |
| 12 | 1:45.849 | 18.719 | 34.582 | 20.088 | 32.460 | 287.6 | | | | | | | |
| 13 | 1:44.129 | 18.026 | 33.802 | 19.935 | 32.366 | 288.4 | | | | | | | |
| 14 | 1:59.701B | 18.065 | 34.017 | 19.975 | 47.644 | 289.1 | | | | | | | |



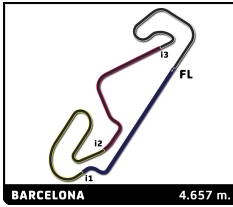
Moto2 Ech 2026

FIM MOTO JUNIOR CIRCUIT DE BARCELONA - CATALUNYA

FP2 Moto2

Sector Analysis

| Legend: _ Invalidated Lap █ Personal Best █ Session Best █ B Crossing the pit lane | | | | | | | | | | | | | | | |
|--|--|--|--|--|--|-------|------------|--|--|--|--|--|--------|------------|------------|
| Lap | Time | Sector 1 | Sector 2 | Sector 3 | Sector 4 | T.Sp | Lap | Time | Sector 1 | Sector 2 | Sector 3 | Sector 4 | T.Sp | | |
| 44 | Milan PAWELEC | | | | | | POL | 16 | 1:44.483 | 18.309 | 33.965 | 19.838 | 32.371 | 287.6 | |
| | AGR Team | | | | | | KALEX | 77 | Johan GIMBERT | | | | | | FRA |
| 1 | 3:24.518 | 1:56.039 | 35.580 | 20.223 | 32.676 | 168.3 | | TOP SURFACE ASPAR TEAM | | | | | | KALEX | |
| 2 | 1:44.207 | 18.174 | 33.749 | 20.068 | 32.216 | 285.4 | 1 | 1:59.382 | 30.430 | 35.472 | 20.675 | 32.805 | 201.7 | | |
| 3 | 1:43.674 | 18.204 | 33.630 | 19.880 | 31.960 | 286.9 | 2 | 1:45.311 | 18.403 | 34.103 | 20.074 | 32.731 | 290.7 | | |
| 4 | 1:43.992 | 18.159 | 33.755 | 19.858 | 32.220 | 286.9 | 3 | 1:45.574 | 18.304 | 34.254 | 20.210 | 32.806 | 288.4 | | |
| 5 | 1:43.981 | 18.176 | 33.757 | 19.830 | 32.218 | 286.9 | 4 | 1:48.267 | 19.150 | 35.401 | 20.155 | 33.561 | 289.1 | | |
| 6 | 1:43.954 | 18.080 | 33.805 | 19.791 | 32.278 | 287.6 | 5 | 1:45.420 | 18.341 | 34.122 | 20.206 | 32.751 | 290.7 | | |
| 7 | 1:44.851 | 18.300 | 33.896 | 20.341 | 32.314 | 286.1 | 6 | 1:45.480 | 18.352 | 34.240 | 20.090 | 32.798 | 287.6 | | |
| 8 | 1:44.226 | 18.092 | 33.874 | 19.942 | 32.318 | 287.6 | 7 | 2:02.815 B | 18.981 | 35.420 | 21.903 | 46.511 | 288.4 | | |
| 9 | 1:44.701 | 18.229 | 34.297 | 19.919 | 32.256 | 285.4 | 8 | 7:20.598 | 5:51.767 | 35.604 | 20.561 | 32.666 | 184.3 | | |
| 10 | 1:44.435 | 18.161 | 34.019 | 19.949 | 32.306 | 286.9 | 9 | 1:44.315 | 18.322 | 33.872 | 19.972 | 32.149 | 284.6 | | |
| 11 | 1:45.001 | 18.290 | 34.165 | 20.039 | 32.507 | 286.1 | 10 | 1:43.979 | 18.174 | 33.745 | 19.915 | 32.145 | 286.1 | | |
| 12 | 2:04.604 B | 19.185 | 35.902 | 20.834 | 48.683 | 286.9 | 11 | 1:44.500 | 18.163 | 33.885 | 19.980 | 32.472 | 289.1 | | |
| 13 | 7:41.855 | 6:12.008 | 34.291 | 20.934 | 34.622 | 145.2 | 12 | 1:44.497 | 18.213 | 33.893 | 19.969 | 32.422 | 286.1 | | |
| 14 | 1:43.863 | 18.387 | 33.692 | 19.695 | 32.089 | 286.1 | 13 | 2:01.240 B | 18.461 | 35.589 | 21.099 | 46.091 | 286.1 | | |
| 15 | 1:44.033 | 18.319 | 33.621 | 19.971 | 32.122 | 286.9 | 14 | 3:32.462 | 1:59.425 | 35.469 | 24.356 | 33.212 | 184.0 | | |
| 16 | 1:44.080 | 18.034 | 33.708 | 19.786 | 32.552 | 289.9 | 15 | 1:47.840 | 18.492 | 34.532 | 22.007 | 32.809 | 285.4 | | |
| | | | | | | | 16 | 1:45.021 | 18.427 | 34.073 | 19.981 | 32.540 | 287.6 | | |
| 57 | Javier PALOMERA | | | | | | ESP | 92 | Rossi MOOR | | | | | | HUN |
| | TEAM STYLOBIKE YAMAHA PHILIPPINE | | | | | | KALEX | | RM92 Racing Team | | | | | | FORWARD |
| 1 | 2:11.358 | 42.235 | 34.972 | 20.480 | 33.671 | 184.6 | 1 | 2:06.512 | 40.158 | 34.121 | 20.021 | 32.212 | 190.7 | | |
| 2 | 1:46.164 | 18.644 | 34.876 | 20.156 | 32.488 | 285.4 | 2 | 1:44.109 | 18.025 | 33.840 | 20.005 | 32.239 | 289.9 | | |
| 3 | 1:45.081 | 18.303 | 34.040 | 20.111 | 32.627 | 287.6 | 3 | 1:45.396 | 18.060 | 34.333 | 20.505 | 32.498 | 289.1 | | |
| 4 | 1:45.227 | 18.247 | 34.078 | 20.302 | 32.600 | 286.9 | 4 | 1:44.794 | 18.159 | 34.132 | 19.918 | 32.585 | 285.4 | | |
| 5 | 1:45.453 | 18.273 | 34.367 | 20.126 | 32.687 | 293.0 | 5 | 1:44.655 | 18.214 | 33.845 | 19.996 | 32.600 | 284.6 | | |
| 6 | 2:04.906 B | 18.726 | 37.582 | 20.393 | 48.205 | 290.7 | 6 | 2:05.116 B | 19.395 | 38.560 | 20.966 | 46.195 | 275.2 | | |
| 7 | 6:21.602 | 4:54.253 | 34.982 | 20.065 | 32.302 | 169.3 | 7 | 18:07.840 | ... | 34.437 | 19.833 | 32.044 | 186.5 | | |
| 8 | 1:43.747 | 18.186 | 33.573 | 19.832 | 32.156 | 281.7 | 8 | 1:44.055 | 17.984 | 33.738 | 19.848 | 32.485 | 286.1 | | |
| 9 | 1:44.293 | 18.200 | 33.958 | 19.904 | 32.231 | 286.9 | 9 | 1:44.298 | 18.036 | 34.027 | 19.915 | 32.320 | 286.1 | | |
| 10 | 1:44.032 | 18.115 | 33.796 | 19.901 | 32.220 | 283.9 | 10 | 1:44.592 | 18.154 | 34.005 | 19.945 | 32.488 | 286.1 | | |
| 11 | 1:52.529 | 20.818 | 39.244 | 20.017 | 32.450 | 282.4 | 11 | 1:44.714 | 18.191 | 34.079 | 20.041 | 32.403 | 283.9 | | |
| 12 | 1:44.388 | 18.323 | 33.944 | 19.837 | 32.284 | 283.1 | | | | | | | | | |
| 13 | 1:44.092 | 18.332 | 33.709 | 19.916 | 32.135 | 281.7 | 8 | Marco TAPIA | | | | | | ESP | |
| 14 | 1:44.140 | 18.186 | 33.735 | 19.774 | 32.445 | 284.6 | | Fau55TeyRacing | | | | | | BOSCOSCURO | |
| 15 | 1:49.249 | 18.270 | 35.840 | 20.243 | 34.896 | 284.6 | 1 | 2:13.735 | 45.702 | 34.903 | 20.392 | 32.738 | 199.9 | | |
| 16 | 1:46.516 | 18.351 | 35.442 | 20.060 | 32.663 | 286.9 | 2 | 1:45.421 | 18.426 | 34.342 | 20.139 | 32.514 | 290.7 | | |
| 17 | 1:44.351 | 18.241 | 33.881 | 19.845 | 32.384 | 283.9 | 3 | 1:45.062 | 18.252 | 34.103 | 20.103 | 32.604 | 290.7 | | |
| | | | | | | | 4 | 1:45.204 | 18.290 | 34.199 | 20.155 | 32.560 | 291.5 | | |
| | | | | | | | 5 | 1:45.433 | 18.244 | 34.238 | 20.135 | 32.816 | 291.5 | | |
| | | | | | | | 6 | 1:58.992 B | 18.398 | 34.391 | 20.221 | 45.982 | 293.8 | | |
| | | | | | | | 7 | 10:25.958 | 8:58.387 | 34.761 | 20.264 | 32.546 | 170.4 | | |
| | | | | | | | 8 | 1:44.238 | 18.211 | 33.840 | 19.917 | 32.270 | 285.4 | | |
| | | | | | | | 9 | 1:44.422 | 18.133 | 33.737 | 19.795 | 32.757 | 286.9 | | |
| | | | | | | | 10 | 1:44.322 | 18.171 | 33.866 | 19.933 | 32.352 | 286.1 | | |
| | | | | | | | 11 | 1:44.407 | 18.188 | 33.976 | 19.887 | 32.356 | 286.9 | | |
| | | | | | | | 12 | 1:44.827 | 18.104 | 34.117 | 20.045 | 32.561 | 288.4 | | |
| | | | | | | | 13 | 1:45.119 | 18.247 | 34.105 | 19.995 | 32.772 | 286.1 | | |
| | | | | | | | 14 | 1:45.473 | 18.275 | 34.310 | 20.098 | 32.790 | 286.1 | | |
| | | | | | | | 15 | 1:46.930 | 18.346 | 35.339 | 20.234 | 33.011 | 284.6 | | |
| 12 | Jacob ROULSTONE | | | | | | AUS | 88 | Marcos URIARTE | | | | | | ESP |
| | team Citti - Boscoscuro | | | | | | BOSCOSCURO | | GV EBC RACING | | | | | | BOSCOSCURO |
| 1 | 1:59.195 | 30.900 | 35.151 | 20.462 | 32.682 | 205.1 | 1 | 1:52.975 | 24.767 | 35.344 | 20.383 | 32.481 | 202.1 | | |
| 2 | 1:44.130 | 18.231 | 33.715 | 20.024 | 32.160 | 289.9 | 2 | 1:44.276 | 17.713 | 34.069 | 20.159 | 32.335 | 287.6 | | |
| 3 | 1:43.798 | 18.171 | 33.457 | 19.946 | 32.224 | 289.1 | | | | | | | | | |
| 4 | 1:44.213 | 18.103 | 33.831 | 19.948 | 32.331 | 291.5 | | | | | | | | | |
| 5 | 1:44.071 | 18.352 | 33.629 | 19.789 | 32.301 | 287.6 | | | | | | | | | |
| 6 | 1:44.069 | 18.195 | 33.783 | 19.809 | 32.282 | 288.4 | | | | | | | | | |
| 7 | 1:44.644 | 18.137 | 33.885 | 19.911 | 32.711 | 289.1 | | | | | | | | | |
| 8 | 1:44.826 | 18.419 | 34.016 | 19.905 | 32.486 | 286.1 | | | | | | | | | |
| 9 | 2:01.610 B | 18.282 | 35.896 | 21.044 | 46.388 | 286.1 | | | | | | | | | |
| 10 | 10:01.913 | 8:34.917 | 34.496 | 20.216 | 32.284 | 213.6 | | | | | | | | | |
| 11 | 1:43.952 | 18.172 | 33.737 | 19.935 | 32.108 | 290.7 | | | | | | | | | |
| 12 | 1:44.127 | 18.239 | 33.690 | 19.966 | 32.232 | 288.4 | | | | | | | | | |
| 13 | 1:44.019 | 18.215 | 33.793 | 19.784 | 32.227 | 286.1 | | | | | | | | | |
| 14 | 1:48.531 | 18.071 | 37.101 | 20.800 | 32.559 | 286.9 | | | | | | | | | |
| 15 | 1:44.514 | 18.260 | 33.758 | 19.941 | 32.555 | 289.9 | | | | | | | | | |



Moto2 Ech 2026

FIM MOTO JUNIOR CIRCUIT DE BARCELONA - CATALUNYA

FP2 Moto2

Sector Analysis

— Invalidated Lap ■ Personal Best ■ Session Best B Crossing the pit lane

| Lap | Time | Sector 1 | Sector 2 | Sector 3 | Sector 4 | T.Sp | Lap | Time | Sector 1 | Sector 2 | Sector 3 | Sector 4 | T.Sp |
|-----|-----------|---------------|---------------|---------------|----------|-------|-----|-----------------|---------------|---------------|---------------|---------------|-------|
| 3 | 1:45.252 | 18.166 | 33.959 | 20.237 | 32.890 | 288.4 | 6 | 1:44.600 | 18.410 | 33.795 | 19.976 | 32.419 | 279.5 |
| 4 | 1:45.282 | 18.120 | 34.302 | 20.308 | 32.552 | 281.7 | 7 | 1:44.761 | 18.320 | 33.836 | 19.874 | 32.731 | 280.2 |
| 5 | 1:45.417 | 18.376 | 34.201 | 20.187 | 32.653 | 286.9 | 8 | 1:45.182 | 18.366 | 34.111 | 20.045 | 32.660 | 278.8 |
| 6 | 1:44.629 | 17.497 | 34.130 | 20.295 | 32.707 | 289.1 | 9 | 1:46.694 | 18.233 | 35.119 | 20.605 | 32.737 | 278.1 |
| 7 | 1:48.496 | 17.828 | 34.362 | 20.268 | 36.038 | 289.1 | 10 | 1:45.750 | 18.567 | 34.200 | 20.192 | 32.791 | 275.9 |
| 8 | 1:45.752 | 18.456 | 34.335 | 20.225 | 32.736 | 286.9 | 11 | 1:45.894 | 18.474 | 34.337 | 20.136 | 32.947 | 275.9 |
| 9 | 2:00.108B | 18.370 | 34.322 | 21.714 | 45.702 | 286.9 | 12 | 1:46.292 | 18.522 | 34.820 | 20.111 | 32.839 | 278.1 |
| 10 | 8:13.636 | 6:32.720 | 39.575 | 20.460 | 40.881 | 165.0 | 13 | 1:46.680 | 18.488 | 34.939 | 20.223 | 33.030 | 278.8 |
| 11 | 1:45.922 | 18.541 | 34.252 | 20.466 | 32.663 | 286.1 | 14 | 1:46.593 | 18.556 | 34.543 | 20.267 | 33.227 | 277.3 |
| 12 | 1:45.701 | 18.378 | 34.560 | 20.150 | 32.613 | 285.4 | 15 | 1:46.746 | 18.675 | 34.678 | 20.368 | 33.025 | 277.3 |
| 13 | 1:45.331 | 17.815 | 34.384 | 20.176 | 32.956 | 289.1 | 16 | 1:48.203 | 18.667 | 34.655 | 20.635 | 34.246 | 276.6 |
| 14 | 1:47.677 | 18.650 | 35.882 | 20.304 | 32.841 | 289.1 | 17 | 1:47.398 | 18.677 | 34.982 | 20.532 | 33.207 | 275.9 |
| 15 | 1:45.925 | 17.950 | 34.461 | 20.521 | 32.993 | 288.4 | 18 | 1:48.972 | 18.717 | 36.105 | 20.809 | 33.341 | 275.2 |
| 16 | 1:46.791 | 18.422 | 34.415 | 20.995 | 32.959 | 287.6 | | | | | | | |

26 Jonathan NAHLOUS AUS
AGR Team KALEX

| | | | | | | |
|----|-----------------|---------------|---------------|---------------|---------------|-------|
| 1 | 2:03.157 | 34.814 | 35.027 | 20.622 | 32.694 | 199.5 |
| 2 | 1:45.795 | 19.007 | 34.412 | 20.043 | 32.333 | 286.9 |
| 3 | 1:44.741 | 18.219 | 33.788 | 20.118 | 32.616 | 286.1 |
| 4 | 1:44.427 | 18.265 | 33.905 | 20.029 | 32.228 | 284.6 |
| 5 | 1:45.062 | 18.356 | 34.085 | 20.025 | 32.596 | 283.9 |
| 6 | 1:44.859 | 18.338 | 34.012 | 20.097 | 32.412 | 282.4 |
| 7 | 1:45.259 | 18.420 | 34.215 | 20.112 | 32.512 | 283.1 |
| 8 | 1:45.098 | 18.323 | 34.056 | 20.142 | 32.577 | 281.7 |
| 9 | 2:01.747B | 18.937 | 35.181 | 20.303 | 47.326 | 281.7 |
| 10 | 9:51.946 | 8:23.730 | 35.640 | 20.085 | 32.491 | 181.5 |
| 11 | 1:44.734 | 18.367 | 33.894 | 20.202 | 32.271 | 282.4 |
| 12 | 1:44.581 | 18.244 | 33.959 | 19.931 | 32.447 | 284.6 |
| 13 | 1:44.502 | 18.263 | 33.967 | 19.940 | 32.332 | 288.4 |
| 14 | 1:44.812 | 18.339 | 33.985 | 20.009 | 32.479 | 282.4 |
| 15 | 1:45.192 | 18.379 | 34.194 | 20.082 | 32.537 | 280.9 |
| 16 | 2:02.373B | 19.083 | 36.091 | 20.268 | 46.931 | 280.9 |

94 Facundo LLAMBIAS URU
Team Estrella Galicia 0

| | | | | | | |
|----|-----------------|---------------|---------------|---------------|---------------|-------|
| 1 | 2:12.794 | 45.059 | 34.822 | 20.418 | 32.495 | 199.1 |
| 2 | 1:44.853 | 18.300 | 34.075 | 20.008 | 32.470 | 287.6 |
| 3 | 1:47.430 | 19.278 | 35.387 | 20.257 | 32.508 | 289.9 |
| 4 | 1:44.749 | 18.265 | 34.007 | 20.097 | 32.380 | 285.4 |
| 5 | 2:04.765B | 18.793 | 36.140 | 20.585 | 49.247 | 289.1 |
| 6 | 8:24.100 | 6:57.655 | 33.873 | 20.158 | 32.414 | 189.7 |
| 7 | 1:44.553 | 18.302 | 33.864 | 20.018 | 32.369 | 283.9 |
| 8 | 1:48.924 | 18.300 | 35.701 | 20.430 | 34.493 | 286.1 |
| 9 | 2:04.526B | 19.791 | 35.913 | 20.406 | 48.416 | 281.7 |
| 10 | 5:17.909 | 3:48.639 | 34.585 | 20.501 | 34.184 | 160.4 |
| 11 | 1:49.553 | 18.550 | 36.127 | 20.687 | 34.189 | 283.9 |
| 12 | 1:45.846 | 18.382 | 34.259 | 20.258 | 32.947 | 285.4 |
| 13 | 2:04.709B | 19.341 | 35.048 | 20.367 | 49.953 | 282.4 |

71 Ruben ROMERO ESP
SF Racing YAMAHA

| | | | | | | |
|---|-----------|----------|--------|--------|--------|-------|
| 1 | 2:00.482 | 31.569 | 35.238 | 20.518 | 33.157 | 191.7 |
| 2 | 1:47.248 | 18.940 | 35.182 | 20.274 | 32.852 | 289.1 |
| 3 | 1:46.517 | 18.623 | 34.349 | 20.389 | 33.156 | 280.9 |
| 4 | 2:00.381B | 18.512 | 34.529 | 20.252 | 47.088 | 278.1 |
| 5 | 5:32.930 | 4:04.943 | 34.732 | 20.399 | 32.856 | 197.0 |

32 Marcos LUDEÑA ESP
MDR COMPETICION KALEX

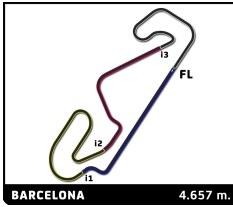
| | | | | | | |
|----|-----------------|---------------|---------------|---------------|---------------|-------|
| 1 | 1:53.676 | 24.467 | 35.858 | 20.447 | 32.904 | 176.8 |
| 2 | 1:46.176 | 18.465 | 34.498 | 20.345 | 32.868 | 283.1 |
| 3 | 1:46.679 | 18.595 | 34.441 | 20.547 | 33.096 | 283.1 |
| 4 | 1:46.267 | 18.563 | 34.516 | 20.257 | 32.931 | 281.7 |
| 5 | 2:02.211B | 18.607 | 35.600 | 20.596 | 47.408 | 283.1 |
| 6 | 8:41.929 | 7:08.527 | 38.449 | 21.121 | 33.832 | 149.3 |
| 7 | 1:44.703 | 18.481 | 33.792 | 20.130 | 32.300 | 283.9 |
| 8 | 1:51.099 | 18.804 | 37.171 | 20.356 | 34.768 | 283.1 |
| 9 | 1:44.971 | 18.390 | 33.993 | 20.104 | 32.484 | 284.6 |
| 10 | 1:44.896 | 18.340 | 34.095 | 20.025 | 32.436 | 281.7 |
| 11 | 2:01.203B | 18.484 | 35.703 | 20.464 | 46.552 | 281.7 |
| 12 | 3:18.551 | 1:44.210 | 37.730 | 21.909 | 34.702 | 189.7 |
| 13 | 1:44.866 | 18.439 | 33.914 | 20.040 | 32.473 | 285.4 |
| 14 | 1:46.102 | 18.451 | 34.312 | 20.429 | 32.910 | 282.4 |
| 15 | 1:45.199 | 18.353 | 34.147 | 20.149 | 32.550 | 283.9 |

81 Joan SANTOS ESP
TOP SURFACE ASPAR TEAM KALEX

| | | | | | | |
|----|-----------------|---------------|---------------|---------------|---------------|-------|
| 1 | 1:59.816 | 30.705 | 35.631 | 20.585 | 32.895 | 197.0 |
| 2 | 1:46.166 | 18.408 | 34.492 | 20.351 | 32.915 | 289.9 |
| 3 | 1:45.688 | 18.380 | 34.158 | 20.244 | 32.906 | 286.1 |
| 4 | 1:46.146 | 18.325 | 34.410 | 20.246 | 33.165 | 285.4 |
| 5 | 1:46.576 | 18.647 | 34.714 | 20.365 | 32.850 | 280.9 |
| 6 | 2:00.082B | 18.401 | 34.276 | 20.270 | 47.135 | 286.9 |
| 7 | 9:18.550 | 7:49.344 | 36.051 | 20.490 | 32.665 | 187.8 |
| 8 | 1:45.022 | 18.340 | 34.124 | 20.181 | 32.377 | 282.4 |
| 9 | 1:44.877 | 18.256 | 34.140 | 20.135 | 32.346 | 283.9 |
| 10 | 1:44.705 | 18.204 | 33.988 | 20.067 | 32.446 | 283.9 |
| 11 | 1:44.891 | 18.175 | 34.062 | 20.004 | 32.650 | 284.6 |
| 12 | 1:45.023 | 18.217 | 34.025 | 20.248 | 32.533 | 283.9 |
| 13 | 1:49.119 | 18.893 | 36.709 | 20.580 | 32.937 | 283.1 |
| 14 | 1:46.247 | 18.553 | 34.424 | 20.399 | 32.871 | 282.4 |
| 15 | 1:49.454 | 18.434 | 34.554 | 20.321 | 36.145 | 281.7 |
| 16 | 1:45.800 | 18.440 | 34.099 | 20.303 | 32.958 | 285.4 |

23 David REAL ESP
TEAM STYLOBIKE YAMAHA PHILIPPINE KALEX

| | | | | | | |
|---|----------|--------|--------|--------|--------|-------|
| 1 | 2:09.111 | 37.701 | 35.351 | 20.738 | 35.321 | 182.1 |
| 2 | 1:46.171 | 18.529 | 34.556 | 20.254 | 32.832 | 286.1 |
| 3 | 1:47.569 | 18.487 | 34.635 | 20.670 | 33.777 | 286.1 |
| 4 | 1:45.839 | 18.379 | 34.288 | 20.347 | 32.825 | 289.1 |



Moto2 Ech 2026

FIM MOTO JUNIOR CIRCUIT DE BARCELONA - CATALUNYA

FP2 Moto2

Sector Analysis

— Invalidated Lap ■ Personal Best ■ Session Best B Crossing the pit lane

| Lap | Time | Sector 1 | Sector 2 | Sector 3 | Sector 4 | T.Spd |
|-----|-----------|----------|----------|----------|----------|-------|
| 5 | 1:45.847 | 18.421 | 34.304 | 20.158 | 32.964 | 285.4 |
| 6 | 2:03.328B | 18.198 | 37.096 | 20.349 | 47.685 | 289.1 |
| 7 | 6:38.516 | 5:04.385 | 39.189 | 21.184 | 33.758 | 141.4 |
| 8 | 1:47.200 | 17.836 | 33.832 | 20.082 | 35.450 | 278.1 |
| 9 | 1:45.433 | 18.247 | 34.183 | 20.207 | 32.796 | 284.6 |
| 10 | 1:53.414 | 18.365 | 35.455 | 22.923 | 36.671 | 278.8 |
| 11 | 1:46.251 | 18.387 | 34.370 | 20.338 | 33.156 | 279.5 |
| 12 | 1:44.922 | 18.255 | 33.926 | 20.104 | 32.637 | 286.1 |
| 13 | 1:50.087 | 19.183 | 37.388 | 20.408 | 33.108 | 280.2 |
| 14 | 2:03.776B | 18.325 | 34.865 | 21.829 | 48.757 | 283.9 |
| 15 | 6:00.044 | 4:23.808 | 40.762 | 21.152 | 34.322 | 123.4 |

43 **Amanuel David BRINTON** GBR
PROMORACING FACTORY TEAM KALEX

| | | | | | | |
|---|-----------|--------|--------|--------|--------|-------|
| 1 | 2:00.351 | 30.995 | 35.562 | 20.539 | 33.255 | 204.7 |
| 2 | 1:44.985 | 18.162 | 34.076 | 20.287 | 32.460 | 288.4 |
| 3 | 1:44.998 | 18.236 | 34.173 | 19.985 | 32.604 | 291.5 |
| 4 | 25:47.000 | ... | 34.735 | 20.370 | 32.838 | 199.9 |
| 5 | 1:45.381 | 18.342 | 34.267 | 20.084 | 32.688 | 282.4 |
| 6 | 1:44.958 | 18.152 | 34.049 | 20.228 | 32.529 | 284.6 |
| 7 | 1:45.308 | 18.228 | 34.378 | 20.080 | 32.622 | 284.6 |

11 **Iker GARCIA** ESP
TOP SURFACE ASPAR TEAM KALEX

| | | | | | | |
|----|-----------|----------|--------|--------|--------|-------|
| 1 | 1:57.480 | 27.183 | 35.896 | 20.979 | 33.422 | 192.1 |
| 2 | 1:47.475 | 18.955 | 34.763 | 20.534 | 33.223 | 276.6 |
| 3 | 1:46.672 | 18.520 | 34.653 | 20.473 | 33.026 | 282.4 |
| 4 | 2:06.650B | 19.073 | 37.703 | 21.151 | 48.723 | 276.6 |
| 5 | 8:12.452 | 6:41.701 | 36.483 | 20.922 | 33.346 | 180.0 |
| 6 | 1:45.575 | 18.698 | 34.218 | 20.184 | 32.475 | 275.2 |
| 7 | 1:45.106 | 18.509 | 33.940 | 20.151 | 32.506 | 276.6 |
| 8 | 1:45.410 | 18.498 | 34.096 | 20.259 | 32.557 | 275.9 |
| 9 | 1:45.455 | 18.531 | 34.196 | 20.108 | 32.620 | 275.2 |
| 10 | 1:54.127 | 19.229 | 37.695 | 21.591 | 35.612 | 280.2 |
| 11 | 2:02.788B | 18.632 | 35.885 | 20.689 | 47.582 | 283.1 |
| 12 | 5:20.221 | 3:47.370 | 36.560 | 20.850 | 35.441 | 170.1 |
| 13 | 1:45.473 | 18.557 | 34.219 | 20.119 | 32.578 | 278.8 |
| 14 | 1:48.121 | 18.454 | 35.315 | 20.856 | 33.496 | 283.9 |

82 **Stefano NEPA** ITA
Klint Racing Team Face FORWARD

| | | | | | | |
|----|-----------|----------|--------|--------|--------|-------|
| 1 | 2:08.292 | 38.316 | 35.989 | 20.721 | 33.266 | 164.0 |
| 2 | 1:46.555 | 18.646 | 34.517 | 20.338 | 33.054 | 285.4 |
| 3 | 1:46.270 | 18.653 | 34.327 | 20.479 | 32.811 | 284.6 |
| 4 | 1:46.103 | 18.421 | 34.355 | 20.460 | 32.867 | 287.6 |
| 5 | 1:45.911 | 18.402 | 34.361 | 20.247 | 32.901 | 286.9 |
| 6 | 2:06.052B | 18.636 | 39.017 | 21.038 | 47.361 | 283.9 |
| 7 | 7:49.416 | 6:19.593 | 35.701 | 20.858 | 33.264 | 171.8 |
| 8 | 1:45.570 | 18.563 | 34.161 | 20.205 | 32.641 | 282.4 |
| 9 | 1:45.195 | 18.399 | 34.064 | 20.111 | 32.621 | 283.1 |
| 10 | 1:45.162 | 18.341 | 34.068 | 20.184 | 32.569 | 282.4 |
| 11 | 1:45.209 | 18.398 | 34.110 | 20.041 | 32.660 | 282.4 |
| 12 | 1:45.676 | 18.391 | 34.207 | 20.325 | 32.753 | 281.7 |
| 13 | 1:45.882 | 18.473 | 34.241 | 20.312 | 32.856 | 283.1 |
| 14 | 1:46.933 | 19.077 | 34.782 | 20.267 | 32.807 | 286.1 |
| 15 | 1:46.418 | 18.482 | 34.589 | 20.440 | 32.907 | 283.9 |
| 16 | 1:49.908 | 18.522 | 34.451 | 22.963 | 33.972 | 283.9 |

33 **Pier Francesco VENTURINI** ITA
AC RACING TEAM BOSCOSCURO

| | | | | | | |
|----|-----------|----------|----------|--------|--------|-------|
| 1 | 2:03.708 | 34.493 | 35.135 | 21.010 | 33.070 | 201.0 |
| 2 | 1:47.044 | 18.635 | 34.825 | 20.737 | 32.847 | 289.1 |
| 3 | 1:45.806 | 18.375 | 34.304 | 20.490 | 32.637 | 292.3 |
| 4 | 1:46.646 | 18.860 | 34.506 | 20.398 | 32.882 | 292.3 |
| 5 | 1:46.691 | 18.350 | 34.561 | 20.277 | 33.503 | 287.6 |
| 6 | 1:45.344 | 18.360 | 34.221 | 20.163 | 32.600 | 288.4 |
| 7 | 1:45.484 | 18.449 | 34.255 | 20.163 | 32.617 | 286.1 |
| 8 | 2:02.960B | 20.048 | 36.193 | 20.604 | 46.115 | 286.1 |
| 9 | 7:28.817 | 5:59.463 | 35.595 | 20.662 | 33.097 | 193.8 |
| 10 | 1:46.001 | 18.541 | 34.433 | 20.302 | 32.725 | 284.6 |
| 11 | 1:45.754 | 18.434 | 34.418 | 20.311 | 32.591 | 286.1 |
| 12 | 1:45.371 | 18.403 | 34.244 | 20.252 | 32.472 | 285.4 |
| 13 | 1:45.365 | 18.320 | 34.314 | 20.180 | 32.551 | 286.9 |
| 14 | 1:45.252 | 18.265 | 34.252 | 20.159 | 32.576 | 286.1 |
| 15 | 2:25.520 | 22.211 | 1:03.610 | 23.317 | 36.382 | 286.9 |
| 16 | 1:46.334 | 18.539 | 34.440 | 20.323 | 33.032 | 287.6 |

20 **Owen VAN TRIGT** NED
AGR Team KALEX

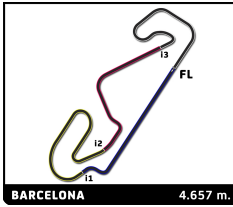
| | | | | | | |
|----|-----------|----------|--------|--------|--------|-------|
| 1 | 2:02.981 | 33.299 | 35.568 | 20.753 | 33.361 | 197.0 |
| 2 | 1:46.747 | 18.611 | 34.608 | 20.357 | 33.171 | 285.4 |
| 3 | 1:46.543 | 18.549 | 34.553 | 20.519 | 32.922 | 286.9 |
| 4 | 1:46.833 | 18.636 | 34.542 | 20.479 | 33.176 | 286.1 |
| 5 | 1:47.105 | 18.715 | 34.651 | 20.390 | 33.349 | 283.9 |
| 6 | 2:06.311B | 18.668 | 35.926 | 20.980 | 50.737 | 286.1 |
| 7 | 10:16.725 | 8:47.447 | 35.485 | 20.639 | 33.154 | 145.7 |
| 8 | 1:46.200 | 18.626 | 34.445 | 20.355 | 32.774 | 283.9 |
| 9 | 1:45.828 | 18.463 | 34.386 | 20.227 | 32.752 | 283.1 |
| 10 | 1:46.023 | 18.460 | 34.397 | 20.259 | 32.907 | 283.9 |
| 11 | 1:45.794 | 18.426 | 34.344 | 20.261 | 32.763 | 282.4 |
| 12 | 1:45.850 | 18.550 | 34.296 | 20.254 | 32.750 | 280.9 |
| 13 | 1:45.488 | 18.417 | 34.096 | 20.168 | 32.807 | 286.1 |
| 14 | 1:46.200 | 18.431 | 34.409 | 20.381 | 32.979 | 285.4 |
| 15 | 1:45.781 | 18.451 | 34.298 | 20.214 | 32.818 | 285.4 |

27 **Max TOTH** USA
CARDOSO RACING KALEX

| | | | | | | |
|----|-----------|--------|--------|--------|--------|-------|
| 1 | 2:04.428 | 33.909 | 35.542 | 20.955 | 34.022 | 174.2 |
| 2 | 1:47.155 | 18.594 | 34.757 | 20.587 | 33.217 | 285.4 |
| 3 | 1:47.982 | 18.743 | 35.097 | 20.806 | 33.336 | 289.1 |
| 4 | 1:47.624 | 18.851 | 35.088 | 20.522 | 33.163 | 282.4 |
| 5 | 1:46.988 | 18.555 | 34.784 | 20.598 | 33.051 | 284.6 |
| 6 | 1:47.073 | 18.465 | 34.717 | 20.554 | 33.337 | 284.6 |
| 7 | 1:47.169 | 18.598 | 34.713 | 20.503 | 33.355 | 280.9 |
| 8 | 2:06.917B | 20.408 | 37.503 | 21.012 | 47.994 | 279.5 |
| 9 | 13:47.640 | ... | 35.177 | 20.387 | 32.937 | 154.9 |
| 10 | 1:45.713 | 18.283 | 34.390 | 20.320 | 32.720 | 281.7 |
| 11 | 1:45.963 | 18.377 | 34.320 | 20.345 | 32.921 | 281.7 |
| 12 | 1:45.842 | 18.395 | 34.310 | 20.293 | 32.844 | 282.4 |
| 13 | 1:45.490 | 18.384 | 34.226 | 20.203 | 32.677 | 280.9 |

51 **Juan Pablo URIOSTEGUI** MEX
MMR KALEX

| | | | | | | |
|---|----------|----------|--------|--------|--------|-------|
| 1 | 2:50.311 | 1:19.988 | 35.654 | 21.028 | 33.641 | 169.9 |
|---|----------|----------|--------|--------|--------|-------|



Moto2 Ech 2026

FIM MOTO JUNIOR CIRCUIT DE BARCELONA - CATALUNYA

FP2 Moto2

Sector Analysis

| | | | | | | | _ Invalidated Lap | | ■ Personal Best | | ■ Session Best | | B Crossing the pit lane | |
|-----------|----------------------------|---------------|---------------|---------------|---------------|-------|-------------------|------|-----------------|----------|----------------|----------|-------------------------|--|
| Lap | Time | Sector 1 | Sector 2 | Sector 3 | Sector 4 | T.Spd | Lap | Time | Sector 1 | Sector 2 | Sector 3 | Sector 4 | T.Spd | |
| 2 | 1:46.997 | 18.880 | 34.219 | 20.627 | 33.271 | 278.8 | | | | | | | | |
| 3 | 1:47.067 | 18.838 | 34.298 | 20.649 | 33.282 | 279.5 | | | | | | | | |
| 4 | 1:46.774 | 18.867 | 34.279 | 20.422 | 33.206 | 278.1 | | | | | | | | |
| 5 | 1:46.601 | 18.784 | 34.251 | 20.382 | 33.184 | 278.8 | | | | | | | | |
| 6 | 2:00.696B | 18.936 | 34.909 | 20.821 | 46.030 | 278.8 | | | | | | | | |
| 7 | 12:47.453 | ... | 34.730 | 20.354 | 32.969 | 127.2 | | | | | | | | |
| 8 | 1:46.037 | 18.719 | 34.181 | 20.325 | 32.812 | 280.9 | | | | | | | | |
| 9 | 1:45.975 | 18.569 | 34.138 | 20.246 | 33.022 | 283.9 | | | | | | | | |
| 10 | 1:46.581 | 18.701 | 34.421 | 20.372 | 33.087 | 282.4 | | | | | | | | |
| 11 | 1:46.658 | 18.870 | 34.306 | 20.364 | 33.118 | 278.8 | | | | | | | | |
| 12 | 1:46.505 | 18.715 | 34.361 | 20.333 | 33.096 | 278.1 | | | | | | | | |
| 13 | 1:46.556 | 18.874 | 34.301 | 20.319 | 33.062 | 277.3 | | | | | | | | |
| 2 | Declan VAN ROSMALEN | | | | | AUS | | | | | | | | |
| | EAGLE-1 | | | | | KALEX | | | | | | | | |
| 1 | 1:59.072 | 28.651 | 36.038 | 20.941 | 33.442 | 193.1 | | | | | | | | |
| 2 | 1:47.234 | 18.875 | 34.463 | 20.447 | 33.449 | 280.9 | | | | | | | | |
| 3 | 1:53.707 | 18.491 | 41.204 | 20.773 | 33.239 | 286.1 | | | | | | | | |
| 4 | 1:47.613 | 18.668 | 35.276 | 20.662 | 33.007 | 288.4 | | | | | | | | |
| 5 | 1:47.561 | 18.812 | 34.618 | 20.486 | 33.645 | 289.1 | | | | | | | | |
| 6 | 1:47.311 | 18.658 | 34.889 | 20.531 | 33.233 | 287.6 | | | | | | | | |
| 7 | 2:10.568B | 19.396 | 38.300 | 21.385 | 51.487 | 283.9 | | | | | | | | |
| 8 | 7:57.881 | 6:24.628 | 39.612 | 20.724 | 32.917 | 178.2 | | | | | | | | |
| 9 | 1:46.241 | 18.725 | 34.346 | 20.342 | 32.828 | 280.9 | | | | | | | | |
| 10 | 1:46.226 | 18.618 | 34.409 | 20.244 | 32.955 | 283.1 | | | | | | | | |
| 11 | 1:46.879 | 18.633 | 34.796 | 20.404 | 33.046 | 280.9 | | | | | | | | |
| 12 | 1:46.892 | 18.624 | 34.593 | 20.433 | 33.242 | 283.9 | | | | | | | | |
| 13 | 2:06.672B | 20.257 | 36.977 | 20.971 | 48.467 | 281.7 | | | | | | | | |
| 14 | 2:49.792 | 1:16.330 | 39.302 | 20.661 | 33.499 | 132.7 | | | | | | | | |
| 15 | 1:47.398 | 18.732 | 34.664 | 20.443 | 33.559 | 286.1 | | | | | | | | |
| 61 | Javier DEL OLMO | | | | | ESP | | | | | | | | |
| | JDO RACING TEAM | | | | | KALEX | | | | | | | | |
| 1 | 2:02.851 | 30.697 | 37.288 | 21.009 | 33.857 | 196.2 | | | | | | | | |
| 2 | 1:48.556 | 19.179 | 35.019 | 20.834 | 33.524 | 280.2 | | | | | | | | |
| 3 | 1:48.110 | 18.798 | 35.014 | 20.818 | 33.480 | 283.1 | | | | | | | | |
| 18 | Jona EISENKOLB | | | | | GER | | | | | | | | |
| | F. Koch Rennsport | | | | | KALEX | | | | | | | | |
| 1 | 2:14.961 | 43.048 | 35.970 | 21.591 | 34.352 | 199.5 | | | | | | | | |
| 2 | 1:49.268 | 18.930 | 35.382 | 20.938 | 34.018 | 286.1 | | | | | | | | |
| 3 | 1:50.632 | 18.779 | 35.361 | 21.686 | 34.806 | 283.9 | | | | | | | | |
| 4 | 2:04.775B | 19.009 | 35.606 | 21.025 | 49.135 | 281.7 | | | | | | | | |
| 5 | 9:33.712 | 8:02.141 | 36.091 | 21.131 | 34.349 | 167.3 | | | | | | | | |
| 6 | 1:49.260 | 18.957 | 35.217 | 20.999 | 34.087 | 280.2 | | | | | | | | |
| 7 | 1:49.631 | 18.941 | 35.497 | 21.022 | 34.171 | 281.7 | | | | | | | | |
| 8 | 1:49.217 | 18.979 | 35.338 | 20.912 | 33.988 | 280.9 | | | | | | | | |
| 9 | 1:49.113 | 18.958 | 35.339 | 20.845 | 33.971 | 279.5 | | | | | | | | |
| 10 | 2:22.160B | 18.823 | 35.477 | 20.834 | 1:07.026 | 282.4 | | | | | | | | |
| 64 | Enej KRSEVAN | | | | | SLO | | | | | | | | |
| | EAGLE-1 | | | | | KALEX | | | | | | | | |
| 1 | 2:34.684 | 1:06.467 | 35.003 | 20.329 | 32.885 | 168.6 | | | | | | | | |