

Moto2 Ech 2026

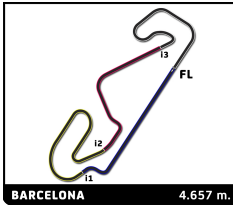
FIM MOTO JUNIOR CIRCUIT DE BARCELONA - CATALUNYA

Race 2 Moto2

Sector Analysis

Revised

_ Invalidated Lap							■ Personal Best	■ Session Best	B Crossing the pit lane						
Lap	Time	Sector 1	Sector 2	Sector 3	Sector 4	T.Sp	Lap	Time	Sector 1	Sector 2	Sector 3	Sector 4	T.Sp		
7 Dennis FOGGIA ITA															
team Ciatti - Boscoscuro							BOSCOSCURO								
1	1:46.815	21.349	33.756	19.817	31.893		1	1:47.472	21.769	33.840	19.834	32.029			
2	1:43.343	18.048	33.513	19.808	31.974	293.8	2	1:43.475	18.062	33.550	19.739	32.124	289.9		
3	1:43.743	18.128	33.695	19.794	32.126	287.6	3	1:43.653	18.129	33.652	19.809	32.063	290.7		
4	1:43.653	18.045	33.733	19.785	32.090	287.6	4	1:43.750	18.075	33.697	19.854	32.124	293.8		
5	1:43.816	18.109	33.723	19.858	32.126	287.6	5	1:43.974	18.091	33.930	19.810	32.143	293.0		
6	1:43.829	18.065	33.839	19.816	32.109	286.9	6	1:43.792	18.087	33.736	19.810	32.159	293.8		
7	1:43.850	18.062	33.788	19.825	32.175	287.6	7	1:44.141	18.228	34.058	19.795	32.060	290.7		
8	1:43.745	18.043	33.777	19.779	32.146	289.1	8	1:43.667	17.990	33.661	19.801	32.215	290.7		
9	1:43.957	18.056	33.762	19.850	32.289	288.4	9	1:43.870	18.093	33.692	19.759	32.326	289.9		
10	1:44.189	18.064	33.902	19.888	32.335	288.4	10	1:44.006	18.116	33.952	19.777	32.161	292.3		
11	1:44.014	18.129	33.741	19.854	32.290	288.4	11	1:43.979	18.070	33.901	19.844	32.164	291.5		
12	1:44.231	18.101	33.885	19.887	32.358	287.6	12	1:44.180	18.073	33.874	20.015	32.218	291.5		
13	1:44.527	18.094	33.905	19.954	32.574	286.9	13	1:44.239	17.982	34.056	19.942	32.259	295.4		
14	1:44.350	18.277	33.858	19.897	32.318	288.4	14	1:44.258	18.148	33.894	19.872	32.344	291.5		
15	1:44.247	18.135	33.867	19.930	32.315	289.9	15	1:44.510	18.314	33.971	19.918	32.307	286.9		
10 Unai ORRADRE ESP															
Momoven Racing							KALEX								
1	1:48.565	22.452	34.001	19.926	32.186		1	1:46.588	21.181	33.722	19.709	31.976			
2	1:43.051	17.985	33.374	19.636	32.056	293.8	2	1:43.852	18.007	33.607	19.736	32.502	289.1		
3	1:43.461	18.201	33.505	19.869	31.886	295.4	3	1:43.941	18.335	33.707	19.809	32.090	285.4		
4	1:43.574	18.134	33.612	19.826	32.002	294.6	4	1:43.780	18.100	33.735	19.814	32.131	284.6		
5	1:44.041	18.289	33.800	19.890	32.062	293.0	5	1:43.961	18.167	33.842	19.820	32.132	289.1		
6	1:43.486	18.013	33.604	19.818	32.051	289.9	6	1:43.758	18.092	33.696	19.840	32.130	286.1		
7	1:43.806	18.096	34.004	19.730	31.976	293.8	7	1:43.749	18.088	33.813	19.819	32.029	289.9		
8	1:43.594	17.942	33.743	19.831	32.078	293.0	8	1:43.840	18.046	33.867	19.818	32.109	293.0		
9	1:43.817	18.021	33.645	19.837	32.314	292.3	9	1:44.086	18.226	33.742	19.815	32.303	291.5		
10	1:43.823	18.068	33.743	19.817	32.195	289.1	10	1:43.936	18.141	33.799	19.798	32.198	283.9		
11	1:44.125	18.214	33.986	19.814	32.111	289.1	11	1:44.107	18.120	33.964	19.836	32.187	286.9		
12	1:44.002	18.103	33.764	19.928	32.207	293.0	12	1:44.225	18.077	33.842	19.957	32.349	292.3		
13	1:44.494	18.327	33.744	19.958	32.465	288.4	13	1:44.592	18.166	34.023	20.046	32.357	288.4		
14	1:43.857	18.039	33.691	19.860	32.267	293.0	14	1:44.561	18.115	33.989	19.924	32.533	288.4		
15	1:44.368	18.363	33.709	19.993	32.303	280.9	15	1:45.640	18.279	34.470	20.053	32.838	285.4		
44 Milan PAWELEC POL															
AGR TEAM							KALEX								
1	1:47.125	21.678	33.707	19.804	31.936		1	1:47.965	22.187	33.929	19.878	31.971			
2	1:43.522	18.072	33.614	19.770	32.066	293.8	2	1:43.451	18.124	33.565	19.715	32.047	289.9		
3	1:43.572	18.054	33.650	19.842	32.026	294.6	3	1:43.861	18.232	33.646	19.919	32.064	293.0		
4	1:43.792	18.102	33.730	19.811	32.149	291.5	4	1:43.861	18.107	33.815	19.851	32.088	293.8		
5	1:43.962	18.178	33.815	19.795	32.174	291.5	5	1:44.011	18.142	33.630	19.949	32.290	289.1		
6	1:43.695	18.086	33.678	19.838	32.093	289.9	6	1:43.979	18.199	33.731	19.880	32.169	294.6		
7	1:43.736	18.102	33.740	19.763	32.131	289.9	7	1:43.940	18.161	33.631	19.855	32.293	285.4		
8	1:43.746	18.112	33.821	19.766	32.047	291.5	8	1:43.911	18.144	33.717	19.874	32.176	286.1		
9	1:43.952	18.106	33.822	19.866	32.158	291.5	9	1:44.391	18.203	33.816	19.937	32.435	286.9		
10	1:43.992	18.116	33.773	19.785	32.318	291.5	10	1:44.587	18.165	33.937	19.960	32.525	285.4		
11	1:44.085	18.226	33.828	19.857	32.174	290.7	11	1:44.351	18.197	33.836	19.877	32.441	285.4		
12	1:44.331	18.124	33.999	19.974	32.234	289.9	12	1:44.752	18.275	33.904	19.975	32.598	284.6		
13	1:44.466	18.187	34.037	19.936	32.306	292.3	13	1:44.942	18.248	33.941	19.990	32.763	283.1		
14	1:44.580	18.191	34.221	19.853	32.315	289.9	14	1:45.070	18.285	34.048	20.051	32.686	285.4		
15	1:43.852	18.056	33.834	19.800	32.162	290.7	15	1:45.156	18.342	34.050	20.060	32.704	283.1		
57 Javier PALOMERA ESP															
TEAM STYLOBIKE YAMAHA PHILIPPINE							KALEX								
1	1:47.564	21.880	33.834	19.878	31.972		1	1:47.564	21.880	33.834	19.878	31.972			
2	1:43.584	18.095	33.565	19.828	32.096	295.4	2	1:43.584	18.095	33.565	19.828	32.096	295.4		
3	1:43.695	18.184	33.602	19.823	32.086	297.0	3	1:43.695	18.184	33.602	19.823	32.086	297.0		
4 Eric FERNANDEZ ESP															
Fau55TeyRacing							BOSCOSCURO								
1	1:46.588	21.181	33.722	19.709	31.976		1	1:46.588	21.181	33.722	19.709	31.976			
2	1:43.852	18.007	33.607	19.736	32.502	289.1	2	1:43.852	18.007	33.607	19.736	32.502	289.1		
3	1:43.941	18.335	33.707	19.809	32.090	285.4	3	1:43.941	18.335	33.707	19.809	32.090	285.4		
4	1:43.780	18.100	33.735	19.814	32.131	284.6	4	1:43.780	18.100	33.735	19.814	32.131	284.6		
5	1:43.961	18.167	33.842	19.820	32.132	289.1	5	1:43.961	18.167	33.842	19.820	32.132	289.1		
6	1:43.758	18.092	33.696	19.840	32.130	286.1	6	1:43.758	18.092	33.696	19.840	32.130	286.1		
7	1:43.749	18.088	33.813	19.819	32.029	289.9	7	1:43.749	18.088	33.813	19.819	32.029	289.9		
8	1:43.840	18.046	33.867	19.818	32.109	293.0	8	1:43.840	18.046	33.867	19.818	32.109	293.0		
9	1:44.086	18.226	33.742	19.815	32.303	291.5	9	1:44.086	18.226	33.742	19.815	32.303	291.5		
10	1:43.936	18.141	33.799	19.798	32.198	283.9	10	1:43.936	18.141	33.799	19.798	32.198	283.9		
11	1:44.107	18.120	33.964	19.836	32.187	286.9	11	1:44.107	18.120	33.964	19.836	32.187	286.9		
12	1:44.225	18.077	33.842	19.957	32.349	292.3	12	1:44.225	18.077	33.842	19.957	32.349	292.3		
13	1:44.592	18.166	34.023	20.046	32.357	288.4	13	1:44.592	18.166	34.023	20.046	32.357	288.4		
14	1:44.561	18.115	33.989	19.924	32.533	288.4	14	1:44.561	18.115	33.989	19.924	32.533	288.4		
15	1:45.640	18.279	34.470	20.053	32.838	285.4	15	1:45.640	18.279	34.470	20.053	32.838	285.4		
19 Alessandro MOROSI ITA															
EAGLE-1							KALEX								
1	1:47.965	22.187	33.929	19.878	31.971		1	1:47.965	22.187	33.929	19.878	31.971			
2	1:43.451	18.124	33.565	19.715	32.047	289.9	2	1:43.451	18.124	33.565	19.715	32.047	289.9		
3	1:43.861	18.232	33.646	19.919	32.064	293.0	3	1:43.861	18.232	33.646	19.919	32.064	293.0		
4	1:43.861	18.107	33.815	19.851	32.088	293.8	4	1:43.861	18.107	33.815	19.851	32.088	293.8		
5	1:44.011	18.142	33.630	19.949	32.290	289.1	5	1:44.011	18.142	33.630	19.949	32.290	289.1		
6	1:43.979	18.199	33.731	19.880	32.169	294.6	6	1:43.979	18.199	33.731	19.880	32.169	294.6		
7	1:43.940	18.1													



Moto2 Ech 2026

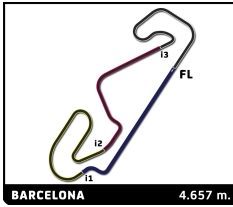
FIM MOTO JUNIOR CIRCUIT DE BARCELONA - CATALUNYA

Race 2 Moto2

Sector Analysis

Revised

_ Invalidated Lap							■ Personal Best							■ Session Best							B Crossing the pit lane						
Lap	Time	Sector 1	Sector 2	Sector 3	Sector 4	T.Sp	Lap	Time	Sector 1	Sector 2	Sector 3	Sector 4	T.Sp	Lap	Time	Sector 1	Sector 2	Sector 3	Sector 4	T.Sp	Lap	Time	Sector 1	Sector 2	Sector 3	Sector 4	T.Sp
4	1:43.736	18.086	33.739	19.796	32.115	294.6	7	1:44.896	18.280	34.079	19.970	32.567	289.9	10	1:44.915	18.247	34.145	19.950	32.573	289.1	13	1:45.265	18.262	34.204	20.160	32.639	288.4
5	1:44.441	18.177	33.884	19.839	32.541	293.8	8	1:45.184	18.184	34.196	20.107	32.697	288.4	11	1:45.166	18.215	34.197	20.111	32.643	289.9	14	1:45.377	18.419	34.263	20.108	32.587	293.0
6	1:44.407	18.144	34.121	19.926	32.216	290.7	9	1:45.533	18.626	34.204	20.071	32.632	286.1	12	1:45.014	18.201	34.241	20.041	32.531	289.1	15	1:45.555	18.337	34.290	20.191	32.737	286.9
7	1:44.604	18.477	33.935	19.866	32.326	292.3	10	1:44.915	18.247	34.145	19.950	32.573	289.1	11	1:45.166	18.215	34.197	20.111	32.643	289.9							
8	1:44.382	18.250	33.850	19.877	32.405	290.7	12	1:45.014	18.201	34.241	20.041	32.531	289.1	13	1:45.265	18.262	34.204	20.160	32.639	288.4							
9	1:44.468	18.283	33.879	19.831	32.475	288.4	14	1:45.377	18.419	34.263	20.108	32.587	293.0	15	1:45.555	18.337	34.290	20.191	32.737	286.9							
10	1:44.679	18.303	33.984	19.892	32.500	289.1																					
11	1:44.729	18.148	34.036	19.940	32.605	288.4																					
12	1:45.043	18.427	34.117	19.986	32.513	289.1																					
13	1:44.800	18.294	33.922	19.984	32.600	290.7																					
14	1:45.094	18.330	34.064	20.059	32.641	292.3																					
15	1:45.653	18.748	34.270	19.983	32.652	288.4																					
49	Francesco MONGIARDO					ITA																					
	MMR					KALEX																					
1	1:48.719	22.624	34.281	19.924	31.890		1	1:49.538	22.814	34.430	20.040	32.254		1	1:50.628	23.305	34.859	20.241	32.223		1	1:49.961	22.755	34.780	20.076	32.350	
2	1:43.191	18.218	33.639	19.699	31.635	286.1	2	1:44.448	18.239	33.713	19.811	32.685	293.8	2	1:44.073	18.192	33.987	19.952	31.942	292.3	2	1:44.368	18.263	33.831	19.961	32.313	
3	1:43.712	18.258	33.632	19.841	31.981	293.0	3	1:44.373	18.299	33.885	19.851	32.338	289.1	3	1:44.138	18.300	33.632	19.959	32.247	289.9	3	1:44.449	18.269	33.890	19.895	32.395	
4	1:43.781	18.079	33.756	19.885	32.061	293.0	4	1:44.364	18.187	33.856	19.872	32.449	285.4	4	1:44.235	18.099	33.968	20.032	32.136	286.9	4	1:44.623	18.304	34.025	19.963	32.331	
5	1:43.982	18.212	33.730	19.893	32.147	282.4	5	1:44.589	18.137	33.967	20.027	32.458	290.7	5	1:44.615	18.283	34.070	19.972	32.290	287.6	5	1:44.904	18.472	34.059	20.074	32.299	
6	1:44.133	18.265	33.851	19.901	32.116	282.4	6	1:44.856	18.304	34.005	20.024	32.523	286.1	6	1:44.802	18.547	34.037	20.013	32.205	291.5	6	1:45.087	18.274	34.229	20.171	32.413	
7	1:44.614	18.273	33.792	19.898	32.651	280.2	7	1:45.187	18.347	33.932	20.393	32.515	286.1	7	1:44.921	18.361	34.125	19.970	32.465	286.1	7	1:44.922	18.161	34.120	20.096	32.545	
8	1:44.488	18.351	34.026	19.886	32.225	278.8	8	1:45.135	18.296	34.144	20.155	32.540	289.1	8	1:45.177	18.421	34.192	20.142	32.422	283.9	8	1:44.858	18.347	34.101	20.017	32.393	
9	1:44.505	18.362	33.982	19.900	32.261	280.9	9	1:45.154	18.292	34.010	20.188	32.664	286.9	9	1:44.937	18.354	34.112	20.011	32.460	284.6	9	1:44.858	18.347	34.101	20.017	32.393	
10	1:44.724	18.319	34.014	19.944	32.447	289.9	10	1:45.135	18.296	34.144	20.155	32.540	289.1	10	1:44.924	18.312	34.042	20.055	32.515	283.9	10	1:45.091	18.378	34.128	20.069	32.516	
11	1:44.530	18.162	34.045	19.990	32.333	289.9	11	1:45.154	18.292	34.010	20.188	32.664	286.9	11	1:45.007	18.325	34.040	20.138	32.504	282.4	11	1:45.091	18.378	34.128	20.069	32.516	
12	1:44.583	18.212	33.971	19.960	32.440	288.4	12	1:44.986	18.410	34.017	20.052	32.507	284.6	12	1:45.328	18.570	34.127	20.111	32.520	280.2	12	1:45.091	18.378	34.128	20.069	32.516	
13	1:45.034	18.325	34.003	20.073	32.633	284.6	13	1:44.986	18.410	34.017	20.052	32.507	284.6	13	1:45.377	18.437	34.175	20.100	32.665	281.7	13	1:45.091	18.378	34.128	20.069	32.516	
14	1:45.351	18.296	34.205	20.272	32.578	287.6	14	1:45.361	18.372	34.084	20.205	32.700	286.1	14	1:45.630	18.445	34.255	20.144	32.786	283.1	14	1:45.091	18.378	34.128	20.069	32.516	
15	1:46.083	18.548	34.653	20.004	32.878	287.6	15	1:45.206	18.381	34.030	20.104	32.691	284.6	15	1:45.559	18.503	34.243	20.131	32.682	283.1	15	1:45.091	18.378	34.128	20.069	32.516	
77	Johan GIMBERT					FRA																					
	TOP SURFACE ASPAR TEAM					KALEX																					
32	Marcos LUDEÑA					ESP																					
	MDR COMPETICION					KALEX																					
29	Harrison VOIGHT					AUS																					
	CARDOSO RACING					KALEX																					
92	Rossi MOOR					HUN																					
	RM92 Racing Team					KALEX																					
26	Jonathan NAHLOUS					AUS																					
	AGR TEAM					KALEX																					



Moto2 Ech 2026

FIM MOTO JUNIOR CIRCUIT DE BARCELONA - CATALUNYA

Race 2 Moto2

Sector Analysis

Revised

— Invalidated Lap ■ Personal Best ■ Session Best B Crossing the pit lane

Lap	Time	Sector 1	Sector 2	Sector 3	Sector 4	T.Sp
10	1:45.020	18.302	34.170	20.024	32.524	289.1
11	1:45.338	18.333	34.152	20.119	32.734	286.1
12	1:45.580	18.402	34.354	20.148	32.676	285.4
13	1:45.453	18.359	34.276	20.060	32.758	285.4
14	1:45.606	18.478	34.340	20.104	32.684	286.1
15	1:45.537	18.444	34.295	20.063	32.735	284.6

71 **Ruben ROMERO** ESP
SF Racing KALEX

Lap	Time	Sector 1	Sector 2	Sector 3	Sector 4	T.Sp
1	1:50.218	22.921	34.920	19.979	32.398	
2	1:44.278	18.257	33.961	19.887	32.173	289.1
3	1:44.564	18.360	33.969	19.887	32.348	286.9
4	1:44.409	18.289	33.985	19.927	32.208	291.5
5	1:44.590	18.164	34.028	20.021	32.377	289.9
6	1:45.249	18.329	34.269	20.088	32.563	287.6
7	1:45.119	18.431	34.044	20.075	32.569	285.4
8	1:45.492	18.631	34.153	20.125	32.583	288.4
9	1:45.532	18.463	34.366	20.147	32.556	284.6
10	1:45.162	18.305	34.086	20.086	32.685	283.9
11	1:45.435	18.406	34.282	20.078	32.669	283.1
12	1:45.811	18.465	34.394	20.185	32.767	283.9
13	1:45.760	18.408	34.340	20.154	32.858	282.4
14	1:45.860	18.345	34.446	20.221	32.848	283.9
15	1:46.576	18.542	34.564	20.368	33.102	281.7

82 **Stefano NEPA** ITA
Klint Racing Team Face FORWARD

Lap	Time	Sector 1	Sector 2	Sector 3	Sector 4	T.Sp
1	1:48.490	22.306	34.000	19.955	32.229	
2	1:45.232	18.512	34.325	19.904	32.491	289.9
3	1:44.335	18.143	33.820	20.022	32.350	289.9
4	1:44.572	18.268	33.873	19.971	32.460	287.6
5	1:44.943	18.410	34.019	20.023	32.491	286.1
6	1:45.554	18.563	34.345	20.138	32.508	291.5
7	1:45.097	18.251	34.150	20.118	32.578	289.9
8	1:46.171	18.827	34.591	20.183	32.570	291.5
9	1:45.318	18.326	34.224	20.122	32.646	289.1
10	1:45.371	18.341	34.215	20.064	32.751	289.1
11	1:46.478	18.862	34.527	20.168	32.921	289.9
12	1:46.303	18.418	34.475	20.337	33.073	285.4
13	1:46.009	18.351	34.423	20.173	33.062	286.1
14	1:46.096	18.359	34.536	20.251	32.950	285.4
15	1:46.416	18.490	34.537	20.244	33.145	285.4

81 **Joan SANTOS** ESP
TOP SURFACE ASPAR TEAM KALEX

Lap	Time	Sector 1	Sector 2	Sector 3	Sector 4	T.Sp
1	1:51.802	23.411	35.429	20.430	32.532	
2	1:44.802	18.384	33.987	20.113	32.318	291.5
3	1:45.463	18.363	34.201	20.027	32.872	293.0
4	1:45.218	18.538	34.214	19.982	32.484	293.0
5	1:45.514	18.605	34.215	20.170	32.524	285.4
6	1:45.563	18.517	34.274	20.171	32.601	283.1
7	1:44.830	18.290	34.084	20.015	32.441	286.9
8	1:45.074	18.359	34.045	20.123	32.547	285.4
9	1:45.346	18.288	34.386	20.100	32.572	286.9
10	1:45.145	18.389	34.161	20.032	32.563	286.1
11	1:45.432	18.471	34.214	20.131	32.616	287.6
12	1:45.612	18.285	34.241	20.278	32.808	283.9

Lap	Time	Sector 1	Sector 2	Sector 3	Sector 4	T.Sp
13	1:45.993	18.498	34.331	20.200	32.964	288.4
14	1:45.896	18.378	34.328	20.326	32.864	284.6
15	1:46.121	18.407	34.505	20.300	32.909	282.4

33 **Pier Francesco VENTURINI** ITA
AC RACING TEAM BOSCOSCURO

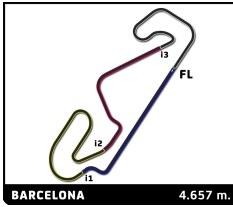
Lap	Time	Sector 1	Sector 2	Sector 3	Sector 4	T.Sp
1	1:51.306	23.138	35.182	20.308	32.678	
2	1:45.046	18.237	34.293	20.108	32.408	292.3
3	1:45.535	18.230	34.293	20.040	32.972	289.9
4	1:45.346	18.519	34.155	20.079	32.593	292.3
5	1:45.514	18.364	34.312	20.188	32.650	295.4
6	1:45.439	18.270	34.247	20.222	32.700	294.6
7	1:45.630	18.285	34.730	20.115	32.500	290.7
8	1:44.904	18.121	34.066	20.086	32.631	292.3
9	1:45.285	18.251	34.201	20.215	32.618	291.5
10	1:45.253	18.238	34.204	20.144	32.667	292.3
11	1:45.611	18.280	34.308	20.210	32.813	292.3
12	1:45.545	18.353	34.321	20.124	32.747	291.5
13	1:45.683	18.367	34.249	20.159	32.908	293.0
14	1:46.119	18.405	34.368	20.252	33.094	295.4
15	1:45.696	18.464	34.268	20.249	32.715	294.6

88 **Marcos URIARTE** ESP
GV EBC RACING BOSCOSCURO

Lap	Time	Sector 1	Sector 2	Sector 3	Sector 4	T.Sp
1	1:51.491	23.407	35.334	20.349	32.401	
2	1:44.910	18.480	33.997	20.125	32.308	287.6
3	1:45.576	18.381	34.233	20.031	32.931	291.5
4	1:44.891	18.339	33.938	20.021	32.593	294.6
5	1:45.128	18.318	34.004	20.173	32.633	287.6
6	1:44.898	18.291	34.020	20.120	32.467	286.9
7	1:45.077	18.243	34.155	20.128	32.551	289.1
8	1:45.123	18.223	34.109	20.168	32.623	289.1
9	1:45.331	18.236	34.155	20.238	32.702	289.9
10	1:45.552	18.302	34.255	20.185	32.810	289.9
11	1:45.633	18.409	34.234	20.206	32.784	288.4
12	1:46.069	18.430	34.419	20.290	32.930	286.9
13	1:45.971	18.424	34.320	20.255	32.972	286.9
14	1:46.351	18.354	34.355	20.319	33.323	289.1
15	1:46.775	18.758	34.526	20.453	33.038	289.1

51 **Juan Pablo URIOSTEGUI** MEX
MMR KALEX

Lap	Time	Sector 1	Sector 2	Sector 3	Sector 4	T.Sp
1	1:51.351	23.632	34.971	20.209	32.539	
2	1:44.323	18.461	33.723	19.865	32.274	287.6
3	1:45.435	18.510	34.074	20.129	32.722	283.1
4	1:45.718	18.619	34.123	20.284	32.692	285.4
5	1:45.673	18.946	33.983	20.152	32.592	282.4
6	1:45.743	18.685	34.232	20.225	32.601	282.4
7	1:45.387	18.594	34.184	20.132	32.477	283.9
8	1:45.513	18.678	34.072	20.257	32.506	283.9
9	1:45.059	18.405	34.006	20.138	32.510	286.1
10	1:45.500	18.544	34.036	20.253	32.667	282.4
11	1:45.354	18.581	34.021	20.105	32.647	285.4
12	1:45.984	18.469	34.230	20.203	33.082	285.4
13	1:47.368	18.650	34.157	20.245	34.316	282.4
14	1:47.655	19.199	34.615	20.622	33.219	280.2
15	1:47.628	18.884	34.730	20.766	33.248	280.2



Moto2 Ech 2026

FIM MOTO JUNIOR CIRCUIT DE BARCELONA - CATALUNYA

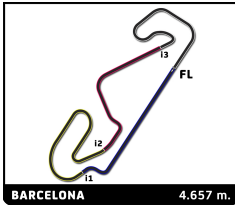
Race 2 Moto2

Sector Analysis

Revised

— Invalidated Lap ■ Personal Best ■ Session Best B Crossing the pit lane

Lap	Time	Sector 1	Sector 2	Sector 3	Sector 4	T.Sp	Lap	Time	Sector 1	Sector 2	Sector 3	Sector 4	T.Sp
20	Owen VAN TRIGT					NED	1	1:53.082	24.038	35.494	20.726	32.824	
	AGR TEAM					KALEX	2	1:46.472	18.625	34.455	20.378	33.014	280.9
1	1:52.829	23.913	35.415	20.634	32.867		3	1:46.833	18.799	34.595	20.366	33.073	285.4
2	1:45.803	18.557	34.347	20.236	32.663	289.9	4	1:47.103	18.766	34.671	20.535	33.131	282.4
3	1:45.554	18.453	34.268	20.163	32.670	289.1	5	1:46.661	18.746	34.520	20.426	32.969	280.9
4	1:45.465	18.442	34.213	20.198	32.612	292.3	6	1:47.063	18.768	34.749	20.487	33.059	278.8
5	1:45.518	18.383	34.241	20.208	32.686	292.3	7	1:47.159	18.917	34.593	20.651	32.998	279.5
6	1:45.825	18.457	34.173	20.360	32.835	286.9	8	1:46.964	18.715	34.647	20.542	33.060	279.5
7	1:45.461	18.306	34.226	20.164	32.765	289.1	9	1:46.754	18.657	34.522	20.477	33.098	279.5
8	1:45.526	18.408	34.218	20.160	32.740	286.9	10	1:46.851	18.676	34.574	20.464	33.137	278.8
9	1:45.688	18.381	34.300	20.194	32.813	284.6	11	1:47.185	18.736	34.586	20.550	33.313	278.8
10	1:45.818	18.410	34.384	20.180	32.844	286.9	12	1:47.100	18.822	34.606	20.471	33.201	278.1
11	1:46.160	18.485	34.467	20.214	32.994	285.4	13	1:47.675	18.857	34.740	20.590	33.488	278.1
12	1:46.048	18.413	34.373	20.154	33.108	284.6	14	1:47.792	18.956	34.830	20.567	33.439	279.5
13	1:46.290	18.598	34.454	20.174	33.064	284.6	15	1:48.280	19.051	34.963	20.657	33.609	277.3
14	1:45.970	18.475	34.455	20.178	32.862	285.4							
15	1:45.791	18.420	34.293	20.129	32.949	285.4							
27	Max TOTH					USA	1	1:53.943	24.246	35.645	20.734	33.318	
	CARDOSO RACING					KALEX	2	1:47.760	18.562	34.913	20.586	33.699	288.4
1	1:52.171	23.792	35.420	20.424	32.535		3	1:47.812	18.685	34.964	20.650	33.513	285.4
2	1:45.686	18.514	34.253	20.247	32.672	288.4	4	1:48.024	18.763	34.985	20.714	33.562	283.9
3	1:45.575	18.335	34.272	20.219	32.749	286.1	5	1:48.098	18.661	35.156	20.575	33.706	282.4
4	1:45.692	18.419	34.304	20.320	32.649	286.1	6	1:48.455	18.996	35.000	20.645	33.814	280.2
5	1:45.990	18.271	34.356	20.481	32.882	285.4	7	1:48.706	18.778	35.261	20.870	33.797	280.9
6	1:46.274	18.737	34.334	20.329	32.874	283.1	8	1:48.313	18.920	35.093	20.707	33.593	279.5
7	1:46.136	18.465	34.457	20.373	32.841	285.4	9	1:48.031	18.673	35.019	20.754	33.585	281.7
8	1:46.976	19.240	34.488	20.419	32.829	289.1	10	1:48.833	18.901	35.257	20.855	33.820	278.8
9	1:46.099	18.489	34.437	20.314	32.859	283.9	11	1:49.428	18.921	35.304	20.905	34.298	277.3
10	1:46.121	18.514	34.440	20.358	32.809	282.4	12	1:49.518	19.025	35.318	20.927	34.248	277.3
11	1:46.459	18.535	34.468	20.352	33.104	283.1	13	1:48.923	19.069	35.316	20.701	33.837	277.3
12	1:47.204	19.023	34.754	20.364	33.063	279.5	14	1:48.874	19.009	35.265	20.813	33.787	275.9
13	1:46.710	18.634	34.605	20.388	33.083	280.9	15	1:48.469	18.783	35.119	20.694	33.873	278.1
14	1:46.473	18.543	34.569	20.363	32.998	281.7							
15	1:46.394	18.513	34.492	20.396	32.993	280.9							
2	Declan VAN ROSMALEN					AUS	1	1:50.320	23.103	34.559	20.022	32.636	
	EAGLE-1					KALEX	2	1:44.882	18.303	33.998	19.997	32.584	292.3
1	1:52.261	23.684	35.524	20.518	32.535		3	1:44.318	18.220	33.898	19.964	32.236	289.1
2	1:44.820	18.264	33.958	20.193	32.405	292.3	4	1:44.402	18.169	34.021	19.940	32.272	289.9
3	1:45.683	18.420	34.298	20.187	32.778	289.1	5	1:44.605	18.253	34.015	19.958	32.379	287.6
4	1:45.715	18.500	34.163	20.285	32.767	286.9	6	1:45.162	18.402	34.111	20.199	32.450	287.6
5	1:46.105	18.483	34.417	20.323	32.882	285.4	7	1:45.073	18.344	34.123	20.197	32.409	284.6
6	1:46.297	18.695	34.401	20.359	32.842	279.5	8	1:45.781	18.433	34.579	20.162	32.607	289.9
7	1:46.416	18.711	34.446	20.431	32.828	282.4	9	1:45.390	18.420	34.280	20.041	32.649	286.1
8	1:46.087	18.436	34.286	20.376	32.989	283.1	10	1:48.564	18.424	34.440	20.256	35.444	284.6
9	1:46.232	18.531	34.427	20.398	32.876	283.9	11	2:14.775 B	20.345	38.376	21.022	55.032	283.1
10	1:46.604	18.638	34.540	20.419	33.007	281.7							
11	1:47.019	18.610	34.673	20.409	33.327	280.9							
12	1:47.360	18.733	34.739	20.450	33.438	278.8							
13	1:47.022	18.762	34.700	20.374	33.186	282.4							
14	1:46.964	18.509	34.678	20.484	33.293	283.1							
15	1:48.117	18.815	34.824	20.755	33.723	280.2							
61	Javier DEL OLMO					ESP	1	1:47.706	22.047	33.841	19.910	31.908	
	JDO RACING TEAM					KALEX	2	1:43.498	18.145	33.572	19.812	31.969	292.3
1	1:47.019	18.610	34.673	20.409	33.327	280.9	3	1:43.807	18.289	33.614	19.863	32.041	292.3
2	1:44.820	18.264	33.958	20.193	32.405	292.3	4	1:44.296	18.159	33.995	20.082	32.060	293.0
3	1:45.683	18.420	34.298	20.187	32.778	289.1	5	1:43.990	18.145	33.689	19.910	32.246	292.3
4	1:45.715	18.500	34.163	20.285	32.767	286.9	6	1:44.475	18.479	33.935	19.889	32.172	291.5
5	1:46.105	18.483	34.417	20.323	32.882	285.4	7	1:44.473	18.301	33.897	19.880	32.395	289.1
6	1:46.297	18.695	34.401	20.359	32.842	279.5							
7	1:46.416	18.711	34.446	20.431	32.828	282.4							
8	1:46.087	18.436	34.286	20.376	32.989	283.1							
9	1:46.232	18.531	34.427	20.398	32.876	283.9							
10	1:46.604	18.638	34.540	20.419	33.007	281.7							
11	1:47.019	18.610	34.673	20.409	33.327	280.9							
12	1:47.360	18.733	34.739	20.450	33.438	278.8							
13	1:47.022	18.762	34.700	20.374	33.186	282.4							
14	1:46.964	18.509	34.678	20.484	33.293	283.1							
15	1:48.117	18.815	34.824	20.755	33.723	280.2							
94	Facundo LLAMBIAS					URU	1	1:47.706	22.047	33.841	19.910	31.908	
	Team Estrella Galicia 0					KALEX	2	1:43.498	18.145	33.572	19.812	31.969	292.3
1	1:47.019	18.610	34.673	20.409	33.327	280.9	3	1:43.807	18.289	33.614	19.863	32.041	292.3
2	1:44.820	18.264	33.958	20.193	32.405	292.3	4	1:44.296	18.159	33.995	20.082	32.060	293.0
3	1:45.683	18.420	34.298	20.187	32.778	289.1	5	1:43.990	18.145	33.689	19.910	32.246	292.3
4	1:45.715	18.500	34.163	20.285	32.767	286.9	6	1:44.475	18.479	33.935	19.889	32.172	291.5
5	1:46.105	18.483	34.417	20.323	32.882	285.4	7	1:44.473	18.301	33.897	19.880	32.395	289.1
6	1:46.297	18.695	34.401	20.359	32.842	279.5							
7	1:46.416	18.711	34.446	20.431	32.828	282.4							
8	1:46.087	18.436	34.286	20.376	32.989	283.1							
9	1:46.232	18.531	34.427	20.398	32.876	283.9							
10	1:46.604	18.638	34.540	20.419	33.007	281.7							
11	1:47.019	18.610	34.673	20.409	33.327	280.9							
12	1:47.360	18.733	34.739	20.450	33.438	278.8							
13	1:47.022	18.762	34.700	20.374	33.186	282.4							
14	1:46.964	18.509	34.678	20.484	33.293	283.1							
15	1:48.117	18.815	34.824	20.755	33.723	28							



Moto2 Ech 2026

FIM MOTO JUNIOR CIRCUIT DE BARCELONA - CATALUNYA

Race 2 Moto2

Sector Analysis

Revised

— Invalidated Lap
 ■ Personal Best
 ■ Session Best
 B Crossing the pit lane

Lap	Time	Sector 1	Sector 2	Sector 3	Sector 4	T.Sp	Lap	Time	Sector 1	Sector 2	Sector 3	Sector 4	T.Sp
8	1:44.614	18.343	34.037	19.911	32.323	290.7							
9	1:44.524	18.375	33.900	19.877	32.372	289.9							
10	1:44.874	18.351	34.046	19.964	32.513	289.9							
11	9:31.949 B	18.295	34.031	19.959	8:19.664	289.9							

43 **Amanuel David BRINTON** GBR
 PROMORACING FACTORY TEAM KALEX

1	1:50.609	23.547	34.573	20.085	32.404	
2	1:45.020	18.389	34.075	20.031	32.525	293.8
3	2:01.893 B	18.272	34.073	20.447	49.101	284.6

8 **Marco TAPIA** ESP
 Fau55TeyRacing BOSCOSCURO

1	1:48.638	22.588	34.079	19.918	32.053	
---	----------	--------	--------	--------	--------	--