

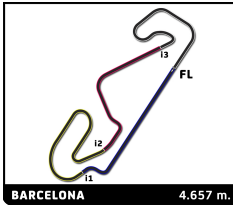
Stock ECh 2026

FIM MOTO JUNIOR CIRCUIT DE BARCELONA - CATALUNYA

FP2 Stock

Sector Analysis

_ Invalidated Lap							■ Personal Best	■ Session Best	B Crossing the pit lane						
Lap	Time	Sector 1	Sector 2	Sector 3	Sector 4	T.Sp	Lap	Time	Sector 1	Sector 2	Sector 3	Sector 4	T.Sp		
62 Blai TRIAS ESP															
GV TAMOIL RACING YAMAHA															
1	3:22.993	1:54.294	35.053	20.599	33.047	149.3	5	1:48.683	19.241	35.199	20.791	33.452	261.3		
2	1:46.360	18.923	34.492	20.225	32.720	262.0	6	1:49.290	19.222	35.224	20.883	33.961	260.7		
3	1:46.067	18.839	34.418	20.215	32.595	262.6	7	2:08.372 B	19.735	35.689	21.333	51.615	258.2		
4	1:46.392	18.998	34.300	20.286	32.808	266.5	8	10:57.878	9:26.173	37.575	20.979	33.151	178.2		
5	1:47.592	18.858	34.396	21.154	33.184	265.8	9	1:47.117	18.967	34.661	20.525	32.964	260.7		
6	1:47.320	19.330	34.559	20.442	32.989	254.0	10	1:47.462	19.086	34.745	20.482	33.149	260.1		
7	1:46.777	18.729	34.614	20.411	33.023	265.2	11	1:47.681	19.049	34.810	20.650	33.172	259.5		
8	1:48.250	19.350	34.737	20.543	33.620	261.3	12	1:47.591	19.024	34.780	20.655	33.132	258.9		
9	1:47.325	18.969	34.842	20.435	33.079	261.3	13	1:47.843	19.160	34.825	20.706	33.152	259.5		
10	1:47.227	18.991	34.753	20.419	33.064	262.0	14	1:52.313	19.323	35.733	22.712	34.545	260.1		
11	1:47.198	18.969	34.673	20.439	33.117	261.3									
12	1:46.990	18.943	34.727	20.336	32.984	262.6									
13	1:47.126	18.856	34.685	20.586	32.999	264.5									
14	1:48.227	18.889	34.719	21.585	33.034	265.8									
15	2:01.005 B	18.768	35.517	20.503	46.217	270.4									
16	7:46.696	6:14.378	36.327	21.358	34.633	119.1									
72 Yeray RUIZ ESP															
TEAM HONDA LAGLISSE HONDA															
1	2:47.272	1:15.707	35.938	20.844	34.783	194.8									
2	1:46.961	19.040	34.625	20.481	32.815	263.2									
3	1:46.914	18.969	34.637	20.467	32.841	262.6									
4	17:07.914	...	42.943	22.467	37.964	261.3									
5	1:48.969	19.533	35.354	20.861	33.221	261.3									
6	1:47.062	19.107	34.583	20.538	32.834	262.6									
7	1:47.125	18.964	34.521	20.685	32.955	262.6									
8	1:47.560	19.250	34.570	20.599	33.141	263.2									
9	1:47.141	18.977	34.613	20.511	33.040	265.8									
10	1:58.294	19.677	38.727	20.993	38.897	258.9									
11	1:49.009	19.272	34.771	21.170	33.796	260.7									
25 Bence KECSKES HUN															
IUM MOTORSPORTS YAMAHA															
1	3:16.506	1:45.329	35.947	21.243	33.987	195.5									
2	1:48.163	19.500	34.890	20.568	33.205	269.8									
3	1:47.114	19.109	34.571	20.386	33.048	265.2									
4	1:48.721	19.407	35.433	20.431	33.450	273.2									
5	1:49.070	19.246	34.888	21.506	33.430	268.4									
6	1:47.028	18.806	34.693	20.539	32.990	267.8									
7	1:46.947	19.247	34.462	20.433	32.805	261.3									
8	1:49.045	19.210	34.725	20.572	34.538	263.9									
9	1:47.664	19.156	34.852	20.496	33.160	265.8									
10	1:48.223	19.315	34.966	20.580	33.362	264.5									
11	1:48.008	19.227	34.782	20.543	33.456	263.9									
12	1:50.898	19.216	35.344	20.814	35.524	263.9									
13	2:04.435 B	19.807	35.920	21.032	47.676	259.5									
14	10:36.891	9:02.974	38.963	21.067	33.887	184.9									
90 Filippo ORLANDI ITA															
RC I13 Reparto Corse YAMAHA															
1	2:04.039	34.568	35.504	20.823	33.144	165.5									
2	1:48.490	19.405	34.822	20.792	33.471	262.0									
3	1:47.969	19.441	34.860	20.550	33.118	259.5									
4	1:47.751	19.118	34.747	20.741	33.145	258.9									
5	1:52.290	19.393	35.587	20.771	36.539	260.1									
6	1:47.696	19.058	34.828	20.662	33.148	261.3									
7	1:48.961	19.271	35.795	20.638	33.257	265.2									
8	2:06.269 B	19.970	38.375	21.370	46.554	256.4									
9	8:24.137	6:37.662	48.233	23.583	34.659	114.0									
10	1:48.503	19.465	35.152	20.654	33.232	256.4									
11	1:47.355	19.141	34.599	20.641	32.974	261.3									
12	1:48.577	19.291	35.109	20.648	33.529	267.1									
13	1:47.895	19.150	35.160	20.539	33.046	263.2									
14	1:47.217	19.276	34.548	20.490	32.903	268.4									
15	1:56.473	19.384	38.152	20.893	38.044	266.5									
16	1:51.091	20.217	36.880	20.589	33.405	260.7									
96 Fran RUIZ ESP															
IUM MOTORSPORTS YAMAHA															
1	3:16.602	1:45.483	36.064	21.113	33.942	195.2									
2	1:48.861	19.489	34.959	20.677	33.736	266.5									
3	1:47.254	19.185	34.581	20.439	33.049	263.9									
4	1:47.877	19.190	34.869	20.540	33.278	265.8									
5	1:49.088	19.232	35.093	21.433	33.330	269.1									
6	1:47.641	18.961	34.890	20.495	33.295	265.8									
7	1:48.201	19.266	34.810	20.677	33.448	262.0									
8	1:48.362	19.287	34.970	20.625	33.480	260.1									
9	2:12.816 B	19.215	38.385	21.937	53.279	260.1									
10	10:49.314	9:19.640	35.491	20.842	33.341	189.4									
11	1:47.880	19.153	34.920	20.508	33.299	262.6									
12	1:48.194	19.221	34.932	20.687	33.354	262.6									
13	1:53.992	19.277	35.211	20.707	38.797	261.3									
14	1:48.313	19.273	34.988	20.629	33.423	260.7									
11 Filippo FULIGNI ITA															
Face Racing YAMAHA															
1	3:12.771	1:42.121	36.001	20.934	33.715	99.7									
2	1:47.563	19.053	34.751	20.568	33.191	266.5									
3	1:47.414	19.036	34.640	20.604	33.134	265.2									
4	1:48.517	19.372	35.037	20.737	33.371	266.5									
5	1:47.261	18.893	34.710	20.544	33.114	267.8									
6	1:47.892	19.106	34.838	20.620	33.328	263.2									
7	1:47.552	19.066	34.769	20.554	33.163	262.0									
8	1:47.601	19.036	34.839	20.520	33.206	263.2									
31 Alberto GARCIA ESP															
TOP SURFACE ASPAR TEAM YAMAHA															
1	2:04.491	34.777	35.756	20.815	33.143	186.8									
2	1:48.085	19.144	34.993	20.691	33.257	264.5									
3	1:48.284	19.580	34.988	20.650	33.066	259.5									
4	1:47.751	19.073	34.746	20.770	33.162	261.3									



Stock ECh 2026

FIM MOTO JUNIOR CIRCUIT DE BARCELONA - CATALUNYA

FP2 Stock

Sector Analysis

— Invalidated Lap ■ Personal Best ■ Session Best B Crossing the pit lane

Lap	Time	Sector 1	Sector 2	Sector 3	Sector 4	T.Sp	Lap	Time	Sector 1	Sector 2	Sector 3	Sector 4	T.Sp
9	1:47.763	19.005	34.888	20.655	33.215	262.6	9	1:47.634	19.173	34.731	20.595	33.135	262.0
10	1:47.833	19.038	34.875	20.654	33.266	264.5	10	1:47.852	19.176	34.883	20.687	33.106	262.6
11	1:47.514	19.077	34.717	20.468	33.252	265.2	11	1:47.593	19.111	34.772	20.572	33.138	266.5
12	1:47.801	19.044	34.853	20.667	33.237	264.5	12	1:47.822	19.056	34.878	20.610	33.278	262.6
13	1:49.317	19.214	35.923	20.746	33.434	265.2	13	1:55.294	21.525	38.573	21.483	33.713	263.9
14	1:48.433	19.142	34.920	20.634	33.737	267.1	14	1:48.137	19.218	35.009	20.588	33.322	262.0
15	1:48.057	18.981	34.911	20.886	33.279	265.2	15	2:07.272 B	19.439	37.833	21.794	48.206	262.0
16	2:02.306 B	19.033	34.863	20.741	47.669	263.9	16	7:03.243	5:30.320	37.028	21.040	34.855	126.3
17	5:58.253	4:23.990	37.798	21.497	34.968	123.3							

35 Miguel BERNAL ESP
MDR COMPETICION YAMAHA

1	2:02.964	31.431	36.235	21.065	34.233	187.1
2	1:49.523	19.666	35.597	20.759	33.501	260.1
3	1:48.834	19.375	35.396	20.712	33.351	265.2
4	1:48.141	19.133	34.991	20.576	33.441	261.3
5	2:02.628 B	19.749	35.951	20.905	46.023	259.5
6	6:30.340	4:59.210	35.945	21.384	33.801	161.8
7	1:47.581	19.207	34.841	20.494	33.039	262.6
8	1:47.984	19.128	34.675	20.556	33.625	258.2
9	1:47.380	18.946	34.748	20.563	33.123	260.7
10	1:49.194	19.291	35.286	21.012	33.605	258.9
11	1:48.093	18.923	35.152	20.649	33.369	262.0
12	1:48.107	19.216	35.053	20.574	33.264	255.8
13	1:48.368	19.197	35.171	20.617	33.383	257.6
14	1:47.980	18.759	35.175	20.647	33.399	256.4
15	1:47.909	18.853	35.044	20.576	33.436	255.8
16	1:48.020	19.098	34.994	20.589	33.339	260.1
17	1:54.511	19.339	38.894	21.148	35.130	261.3

84 Juanes RIVERA COL
Da Corsa Racing Team YAMAHA

1	2:12.553	38.935	37.773	21.145	34.700	180.0
2	1:49.652	19.631	35.373	20.787	33.861	263.9
3	1:50.603	19.581	35.428	21.785	33.809	269.1
4	1:49.847	19.528	35.608	20.910	33.801	269.1
5	1:49.818	19.744	35.295	21.015	33.764	267.1
6	1:59.422 B	19.569	34.985	20.919	43.949	258.9
7	9:38.074	8:05.266	37.706	21.409	33.693	171.8
8	1:47.782	19.046	35.030	20.589	33.117	269.1
9	1:47.895	18.975	34.950	20.799	33.171	269.1
10	1:48.196	19.228	34.871	20.841	33.256	262.6
11	2:01.115 B	19.567	37.611	20.962	42.975	262.6
12	2:48.177	1:15.557	36.835	21.675	34.110	179.1
13	1:47.491	19.192	34.640	20.705	32.954	262.6
14	1:59.453 B	19.365	35.221	20.930	43.937	266.5

34 Jacobo HINOJOSA ESP
Face Racing YAMAHA

1	3:11.252	1:41.418	35.416	21.047	33.371	124.0
2	1:47.740	19.292	34.761	20.615	33.072	259.5
3	1:47.506	19.161	34.689	20.547	33.109	259.5
4	1:47.901	19.294	34.841	20.515	33.251	260.7
5	1:47.921	19.233	34.941	20.586	33.161	260.1
6	1:49.410	20.113	35.500	20.623	33.174	257.6
7	1:47.550	19.180	34.808	20.462	33.100	260.7
8	1:47.508	19.128	34.763	20.504	33.113	262.0

5 Lorenzo FELLON FRA
SF Racing KALEX

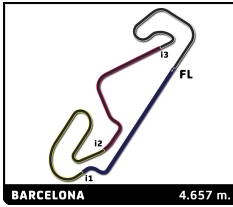
1	2:12.849	43.117	35.484	20.779	33.469	190.4
2	1:49.297	19.234	35.163	20.961	33.939	273.9
3	1:49.458	19.276	35.346	21.158	33.678	270.4
4	1:48.832	19.157	34.981	20.739	33.955	263.9
5	1:48.719	19.156	35.180	20.799	33.584	264.5
6	1:48.674	19.190	35.183	20.747	33.554	262.6
7	2:08.491 B	19.329	38.978	21.619	48.565	263.9
8	14:09.063	...	35.556	20.609	33.193	168.3
9	1:47.735	19.047	34.902	20.636	33.150	262.6
10	1:47.655	18.991	34.814	20.598	33.252	262.6
11	1:48.086	19.045	35.007	20.600	33.434	263.2
12	1:48.068	19.069	34.973	20.630	33.396	263.2
13	1:48.347	19.127	35.145	20.577	33.498	263.9

37 David JIMENEZ ESP
MDR COMPETICION YAMAHA

1	3:16.218	1:44.714	36.400	21.241	33.863	187.1
2	1:49.212	19.518	35.036	20.695	33.963	262.0
3	1:47.669	19.057	34.844	20.586	33.182	267.8
4	2:05.162	30.550	39.842	20.983	33.787	268.4
5	1:48.366	19.354	35.136	20.564	33.312	262.0
6	1:48.344	19.336	34.990	20.559	33.459	262.0
7	1:48.564	19.337	35.086	20.707	33.434	261.3
8	2:07.276 B	19.830	37.799	21.284	48.363	261.3
9	8:20.504	6:49.479	36.846	20.778	33.401	168.6
10	1:47.799	19.163	34.759	20.568	33.309	265.2
11	1:52.294	19.007	35.397	20.806	37.084	269.8
12	1:48.194	19.178	34.880	20.721	33.415	265.2
13	1:54.779	20.792	38.361	21.600	34.026	266.5
14	1:48.208	19.202	35.023	20.593	33.390	262.0
15	1:54.503	20.689	38.247	21.161	34.406	260.1

75 Sarthak CHAVAN IND
Junior Team Da Corsa YAMAHA

1	2:06.774	36.200	35.667	21.175	33.732	182.4
2	1:48.993	19.254	35.184	20.823	33.732	263.2
3	1:48.878	19.237	35.082	20.942	33.617	260.7
4	1:50.685	19.294	35.331	22.305	33.755	260.7
5	2:05.655 B	19.332	35.486	20.928	49.909	262.6
6	13:16.921	...	36.146	20.581	32.965	169.3
7	1:47.679	19.140	34.886	20.499	33.154	271.1
8	1:48.152	19.171	34.881	20.773	33.327	261.3
9	1:55.394	19.274	38.364	20.862	36.894	258.2
10	1:47.822	19.058	34.825	20.719	33.220	265.8
11	1:47.997	19.038	34.925	20.735	33.299	264.5
12	1:50.836	20.372	36.038	20.713	33.713	262.0



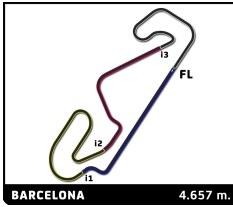
Stock ECh 2026

FIM MOTO JUNIOR CIRCUIT DE BARCELONA - CATALUNYA

FP2 Stock

Sector Analysis

_ Invalidated Lap							■ Personal Best							■ Session Best							B Crossing the pit lane						
Lap	Time	Sector 1	Sector 2	Sector 3	Sector 4	T.Sp	Lap	Time	Sector 1	Sector 2	Sector 3	Sector 4	T.Sp	Lap	Time	Sector 1	Sector 2	Sector 3	Sector 4	T.Sp	Lap	Time	Sector 1	Sector 2	Sector 3	Sector 4	T.Sp
23 Lorenzo PONTILLO BEL							LODISNA TEAM TORRENTÓ							YAMAHA													
1	2:11.998	40.478	36.068	21.211	34.241	184.9																					
2	1:49.802	19.385	35.434	21.034	33.949	263.9																					
3	1:50.772	19.420	35.564	21.751	34.037	267.8																					
4	1:49.939	19.493	35.479	20.990	33.977	265.8																					
5	1:51.795	20.128	35.889	20.889	34.889	264.5																					
6	2:03.368B	19.377	35.742	21.034	47.215	265.8																					
7	11:21.781	9:48.744	38.890	20.979	33.168	163.2																					
8	1:48.557	19.208	35.219	20.741	33.389	265.2																					
9	1:47.690	19.135	34.571	20.700	33.284	266.5																					
10	2:01.738B	19.154	35.531	20.525	46.528	265.2																					
11	3:51.474	2:15.469	39.463	21.182	35.360	184.9																					
12	1:51.090	19.287	35.280	21.348	35.175	264.5																					
13	1:48.545	19.427	34.905	20.800	33.413	259.5																					
26 Cristian D'ARLIANO ITA							CIP Green Power Junior Team							YAMAHA													
1	2:16.337	45.453	36.027	21.119	33.738	166.7																					
2	1:48.579	19.305	34.953	20.787	33.534	260.1																					
3	1:49.000	19.204	34.773	20.731	34.292	260.7																					
4	1:49.001	19.312	35.060	20.852	33.777	262.0																					
5	1:49.628	19.943	35.547	20.741	33.397	265.2																					
6	1:48.297	19.271	35.026	20.741	33.259	258.9																					
7	2:06.907B	19.623	37.082	21.325	48.877	258.2																					
8	8:59.452	7:27.842	35.844	20.915	34.851	160.4																					
9	1:47.907	19.099	34.887	20.620	33.301	259.5																					
10	1:47.819	19.078	34.646	20.875	33.220	265.2																					
11	1:47.703	19.143	34.777	20.677	33.106	259.5																					
12	1:48.195	19.285	34.920	20.730	33.260	258.9																					
13	2:13.924B	19.197	35.108	20.884	58.735	257.0																					
27 Álvaro DIAZ ESP							Zivimotor							YAMAHA													
1	3:13.107	1:42.470	35.905	21.103	33.629	159.4																					
2	1:48.912	19.208	35.186	20.929	33.589	267.1																					
3	1:49.006	19.336	35.375	20.754	33.541	267.8																					
4	1:48.540	19.037	35.135	20.873	33.495	265.2																					
5	1:51.312	19.231	35.507	20.974	35.600	263.2																					
6	1:48.071	19.197	35.004	20.630	33.240	273.2																					
7	1:48.011	19.040	34.924	20.663	33.384	265.2																					
8	1:47.730	18.879	35.036	20.586	33.229	267.8																					
9	2:10.947B	20.636	38.286	21.612	50.413	263.2																					
10	8:33.559	7:02.365	36.303	20.946	33.945	167.3																					
11	1:49.398	19.046	36.186	20.793	33.373	267.1																					
12	1:48.191	18.965	35.051	20.870	33.305	262.0																					
13	1:50.857	20.368	36.495	20.804	33.190	258.2																					
14	1:48.253	19.121	34.991	20.809	33.332	263.2																					
15	1:56.054	19.298	39.306	22.343	35.107	267.1																					
29 Cristian LOLLI ITA							MDR COMPETICION							YAMAHA													
1	2:08.086	36.291	36.746	21.298	33.751	185.8																					
2	1:49.265	19.562	35.330	20.806	33.567	263.2																					
3	1:48.592	19.306	35.116	20.774	33.396	267.8																					
7 Mateusz MOLIK POL							Wójcik Racing Team							HONDA													
1	2:26.491	48.946	37.435	21.577	38.533	170.1																					
2	1:49.084	19.561	35.140	20.828	33.555	256.4																					
3	1:48.388	19.241	35.054	20.823	33.270	259.5																					
4	1:56.023	20.271	38.475	22.248	35.029	260.1																					
5	1:54.431	19.553	37.233	22.575	35.070	258.2																					
6	1:48.398	19.397	34.961	20.777	33.263	257.0																					
7	1:47.931	19.293	34.895	20.633	33.110	255.8																					
8	1:56.074	20.647	38.515	22.652	34.260	233.3																					
91 Kotaro UCHIUMI JPN							PROMORACING FACTORY TEAM							YAMAHA													
1	1:54.726	23.366	36.255	21.096	34.009	174.8																					
2	1:49.648	19.236	35.424	21.049	33.939	266.5																					
3	1:49.454	19.400	35.390	20.820	33.844	268.4																					
4	1:49.183	19.212	35.374	20.860	33.737	266.5																					
5	1:53.559	20.665	37.352	21.425	34.117	266.5																					
6	1:50.149	19.732	35.626	20.938	33.853	269.1																					
7	2:07.777B	19.770	37.360	20.907	49.740	260.1																					
8	11:15.344	9:44.629	36.182	20.927	33.606	162.8																					
9	1:48.105	19.047	34.962	20.645	33.451	266.5																					
10	1:48.899	19.966	35.689	20.837	33.407	267.8																					
11	1:48.350	19.026	35.006	20.752	33.566	266.5																					
12	1:48.204	18.974	35.038	20.724	33.468	267.1																					
13	1:47.996	19.004	34.990	20.591	33.411	267.1																					
14	1:48.082	19.077	34.980	20.673	33.352	265.8																					
8 Jordi LOSADA ESP							GV TAMOIL RACING							YAMAHA													
1	1:55.191	23.695	36.544	21.097	33.855	176.8																					
2	1:49.498	19.503	35.455	20.841	33.699	256.4																					
3	1:49.756	19.416	35.574	20.884	33.882	260.7																					
4	1:49.471	19.394	35.189	20.850	34.038	258.2																					
5	1:54.414	19.713	40.058	20.893	33.750	258.2																					



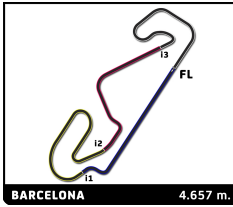
Stock ECh 2026

FIM MOTO JUNIOR CIRCUIT DE BARCELONA - CATALUNYA

FP2 Stock

Sector Analysis

_ Invalidated Lap							■ Personal Best							■ Session Best							B Crossing the pit lane																																																																																											
Lap	Time	Sector 1	Sector 2	Sector 3	Sector 4	T.Sp	Lap	Time	Sector 1	Sector 2	Sector 3	Sector 4	T.Sp	Lap	Time	Sector 1	Sector 2	Sector 3	Sector 4	T.Sp	Lap	Time	Sector 1	Sector 2	Sector 3	Sector 4	T.Sp																																																																																					
58	Martim JESUS						POR	10	1:49.145	19.354	35.215	20.950	33.626	261.3	11	1:48.991	19.364	35.082	20.806	33.739	261.3	12	1:48.691	19.296	35.032	20.716	33.647	260.7	13	2:10.601 B	21.223	38.368	21.114	49.896	261.3	14	10:19.094	8:46.364	36.686	21.659	34.385	144.2																																																																						
ROSA COMPETICION - MCL							HONDA							COL							YAMAHA																																																																																											
1	1:53.911	22.670	36.099	21.193	33.949	186.8	1	3:16.531	1:44.485	36.445	21.469	34.132	188.4	2	1:49.522	19.928	35.170	20.887	33.537	260.7	3	1:48.633	19.257	35.014	20.798	33.564	259.5	4	1:49.302	19.446	35.369	20.888	33.599	255.8	5	1:48.859	19.352	35.199	20.818	33.490	254.6	6	1:48.711	19.257	35.203	20.864	33.387	254.0	7	1:48.804	19.415	35.036	20.957	33.396	250.5	8	1:48.819	19.321	35.188	20.892	33.418	251.7	9	1:49.247	19.349	35.155	21.196	33.547	251.7	10	1:49.478	19.452	35.279	21.019	33.728	250.5	11	2:10.199 B	20.125	38.974	22.241	48.859	250.5																													
32	Alfonso LINARES						COL	1	3:16.531	1:44.485	36.445	21.469	34.132	188.4	2	1:49.522	19.928	35.170	20.887	33.537	260.7	3	1:48.633	19.257	35.014	20.798	33.564	259.5	4	1:49.302	19.446	35.369	20.888	33.599	255.8	5	1:48.859	19.352	35.199	20.818	33.490	254.6	6	1:48.711	19.257	35.203	20.864	33.387	254.0	7	1:48.804	19.415	35.036	20.957	33.396	250.5	8	1:48.819	19.321	35.188	20.892	33.418	251.7	9	1:49.247	19.349	35.155	21.196	33.547	251.7	10	1:49.478	19.452	35.279	21.019	33.728	250.5	11	2:10.199 B	20.125	38.974	22.241	48.859	250.5																												
GV TAMOIL RACING							ITA							YAMAHA																																																																																																		
3	Vasilis PANTELEAKIS						GRE	1	3:11.864	1:34.885	38.728	23.288	34.963	192.8	2	1:49.713	19.469	35.480	20.918	33.846	265.8	3	1:49.917	19.634	35.691	20.803	33.789	262.0	4	1:49.001	19.297	35.347	20.736	33.621	269.1	5	1:50.270	19.587	35.287	21.318	34.078	265.8	6	1:52.997	19.414	35.295	20.629	37.659	267.8	7	1:49.376	19.373	35.326	20.852	33.825	264.5	8	1:49.040	19.244	35.025	21.110	33.661	265.8	9	1:49.149	19.339	35.419	20.815	33.576	265.2	10	1:49.196	19.312	35.127	20.996	33.761	265.2	11	1:48.953	19.244	35.238	20.748	33.723	266.5																												
VP3 Racing Team by Ilusion Racing							ITA							YAMAHA																																																																																																		
51	Emanuele ANDRENACCI						ITA	1	2:26.471	48.971	38.954	22.475	36.071	160.4	2	2:11.941 B	20.933	37.666	22.049	51.293	257.6	3	6:37.116	5:04.621	36.961	21.458	34.076	132.4	4	1:50.606	19.726	35.612	21.232	34.036	257.6	5	1:52.406	20.335	36.773	21.334	33.964	258.2	6	1:50.339	19.672	35.799	20.992	33.876	257.0	7	1:49.766	19.585	35.446	21.038	33.697	257.6	8	1:49.328	19.454	35.406	20.834	33.634	257.6	9	1:52.874	19.976	36.874	21.687	34.337	257.6	10	1:51.914	19.596	35.534	20.998	35.786	257.0	11	2:06.292 B	19.818	35.858	21.417	49.199	258.2	12	4:40.824	3:08.350	36.945	21.540	33.989	146.7	13	1:50.085	19.620	35.667	20.949	33.849	257.6	14	1:49.555	19.601	35.433	20.952	33.569	257.6	15	1:49.435	19.566	35.459	20.816	33.594	258.2
Face Racing							FRA							YAMAHA																																																																																																		
13	Matthias ROSTAGNI						FRA	1	3:11.960	1:40.499	36.149	21.363	33.949	141.7	2	1:49.639	19.606	35.484	20.872	33.677	261.3	3	1:49.333	19.377	35.315	20.901	33.740	260.7	4	1:48.860	19.481	35.118	20.778	33.483	262.6	5	1:49.596	19.246	35.423	20.967	33.960	267.1	6	1:48.895	19.648	35.022	20.668	33.557	254.0	7	1:48.561	19.223	35.086	20.729	33.523	264.5	8	1:48.743	19.323	35.134	20.678	33.608	263.2	9	1:48.838	19.266	35.192	20.855	33.525	263.9																																										
BRS - Brechon Racing School							UKR							YAMAHA																																																																																																		
57	Mitja BORGELT						GER	1	3:11.960	1:40.499	36.149	21.363	33.949	141.7	2	1:49.639	19.606	35.484	20.872	33.677	261.3	3	1:49.333	19.377	35.315	20.901	33.740	260.7	4	1:48.860	19.481	35.118	20.778	33.483	262.6	5	1:49.596	19.246	35.423	20.967	33.960	267.1	6	1:48.895	19.648	35.022	20.668	33.557	254.0	7	1:48.561	19.223	35.086	20.729	33.523	264.5	8	1:48.743	19.323	35.134	20.678	33.608	263.2	9	1:48.838	19.266	35.192	20.855	33.525	263.9																																										
PS RACING TEAM							USA							YAMAHA																																																																																																		
17	Tymur KOSTIN						UKR	1	2:11.970	39.805	36.382	21.517	34.266	190.1	2	1:50.098	19.655	35.474	21.041	33.928	262.6	3	1:50.662	19.573	35.439	21.697	33.953	263.9																																																																																				
IUM MOTORSPORTS							LODISNA TEAM TORRENTÓ							YAMAHA																																																																																																		



Stock ECh 2026

FIM MOTO JUNIOR CIRCUIT DE BARCELONA - CATALUNYA

FP2 Stock

Sector Analysis

— Invalidated Lap ■ Personal Best ■ Session Best B Crossing the pit lane

Lap	Time	Sector 1	Sector 2	Sector 3	Sector 4	T.Spd	Lap	Time	Sector 1	Sector 2	Sector 3	Sector 4	T.Spd
4	1:50.092	19.444	35.645	20.915	34.088	267.8	9	9:38.556	8:05.461	36.795	21.824	34.476	161.8
5	1:50.742	20.143	35.778	20.993	33.828	258.9	10	1:51.249	20.013	35.586	21.422	34.228	252.8
6	2:03.632 B	19.318	35.544	21.224	47.546	262.0	11	1:50.988	19.821	35.563	21.477	34.127	254.0
7	11:37.296	...	35.844	21.123	33.846	156.7	12	1:51.100	19.807	35.696	21.404	34.193	254.0
8	1:49.639	19.446	35.457	21.031	33.705	254.0	13	1:50.951	19.902	35.595	21.386	34.068	252.8
9	1:49.706	19.447	35.436	20.949	33.874	258.9	14	1:51.146	20.014	35.579	21.366	34.187	250.5
10	1:58.318	22.079	39.451	21.266	35.522	257.6	15	1:51.065	19.860	35.529	21.407	34.269	251.7
11	1:49.579	19.681	35.248	20.858	33.792	252.3	38 Ola GRANSHAGEN NOR						
12	1:49.574	19.382	35.401	20.987	33.804	259.5	Team Honda Laglisse HONDA						
13	1:50.489	19.500	35.580	20.844	34.565	258.2	1	2:02.348	26.629	37.535	22.155	36.029	184.6
14	1:50.394	19.524	35.553	21.310	34.007	257.0	2	1:57.110	20.712	37.181	22.039	37.178	250.5

59 Bartosz BAMBECKI POL						
Wójcik Racing Team HONDA						
1	2:10.309	38.311	36.600	21.413	33.985	180.9
2	1:50.961	19.328	36.377	21.218	34.038	258.2
3	1:50.526	19.609	35.746	21.230	33.941	258.9
4	1:54.966	19.512	40.206	21.285	33.963	262.6
5	1:50.404	19.733	35.437	21.034	34.200	260.7
6	1:49.862	19.649	35.295	21.037	33.881	257.6
7	1:49.725	19.565	35.392	21.068	33.700	254.6
8	1:49.672	19.658	35.373	20.932	33.709	254.0
9	1:49.854	19.525	35.383	21.155	33.791	255.2
10	1:52.820	19.643	35.912	21.857	35.408	255.2
11	1:50.670	19.560	35.890	21.213	34.007	254.0
12	1:50.588	19.709	35.633	21.316	33.930	254.0
13	2:12.798 B	19.980	38.750	23.973	50.095	255.2

43 Luis Miguel LÓPEZ ESP						
PS RACING TEAM YAMAHA						
1	2:40.789	1:03.545	38.269	21.352	37.623	180.3
2	1:52.673	20.039	37.167	21.233	34.234	254.6
3	1:50.065	19.620	35.594	21.025	33.826	254.0
4	1:50.168	19.589	35.669	21.020	33.890	256.4
5	1:50.169	19.727	35.614	21.017	33.811	254.6
6	1:49.775	19.520	35.395	21.054	33.806	254.0
7	1:49.960	19.558	35.530	20.909	33.963	252.8
8	1:50.271	19.546	35.701	21.024	34.000	253.4
9	1:53.034	19.488	35.780	21.121	36.645	253.4
10	2:11.058 B	19.490	36.505	26.793	48.270	252.3
11	7:31.974	5:59.206	36.842	21.592	34.334	168.3
12	1:50.356	19.592	35.806	21.095	33.863	254.0
13	1:50.697	19.629	35.692	21.275	34.101	254.6
14	1:53.010	19.964	36.675	21.187	35.184	254.0
15	1:51.872	19.828	36.451	21.344	34.249	254.0
16	2:09.631 B	20.115	39.009	21.262	49.245	252.8

60 Isaac ROSA POR						
ROSA COMPETICION - MCL YAMAHA						
1	2:02.986	26.205	37.339	22.105	37.337	173.4
2	1:53.842	20.384	37.121	21.833	34.504	254.0
3	1:51.753	20.177	35.678	21.448	34.450	251.7
4	1:51.887	20.111	35.884	21.548	34.344	249.9
5	1:56.679	22.680	37.784	21.689	34.526	245.4
6	1:52.156	20.439	35.857	21.430	34.430	251.1
7	1:51.519	20.034	35.759	21.528	34.198	248.8
8	2:12.190 B	20.335	36.639	24.190	51.026	248.2

1	2:02.348	26.629	37.535	22.155	36.029	184.6
2	1:57.110	20.712	37.181	22.039	37.178	250.5
3	1:54.383	20.385	36.644	22.259	35.095	254.0
4	1:52.742	20.149	36.457	21.579	34.557	254.6
5	1:52.883	20.310	36.303	21.512	34.758	254.0
6	1:52.581	20.274	36.282	21.458	34.567	254.0
7	1:52.436	20.118	36.262	21.524	34.532	253.4
8	1:52.255	20.006	36.158	21.445	34.646	250.5
9	1:52.934	20.234	36.300	21.691	34.709	250.5
10	1:54.172	20.236	37.197	21.910	34.829	248.8
11	1:53.047	20.202	36.489	21.618	34.738	249.9
12	2:16.633 B	21.767	41.772	22.339	50.755	248.8
13	11:54.969	...	37.751	21.937	35.257	111.6

95 Ricardo RODRIGUEZ MEX						
Aipar YAMAHA						
1	2:47.320	1:09.391	38.516	22.709	36.704	146.9
2	1:56.198	20.559	37.318	22.233	36.088	255.2
3	1:56.064	20.658	37.235	22.220	35.951	251.1
4	1:56.413	20.992	37.633	22.073	35.715	251.1
5	2:14.529 B	20.618	37.819	22.944	53.148	252.3
6	11:34.026	9:57.442	38.519	22.126	35.939	124.1
7	1:55.495	20.616	37.269	22.085	35.525	252.3
8	1:55.542	20.511	37.112	22.241	35.678	253.4
9	1:55.115	20.557	37.406	21.794	35.358	252.3
10	1:55.203	20.409	37.232	22.053	35.509	254.6
11	1:55.022	20.702	36.909	21.934	35.477	249.9
12	1:54.712	20.497	37.008	21.951	35.256	250.5
13	2:12.125 B	20.832	36.861	21.769	52.663	252.3