

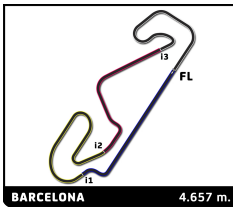
Stock ECh 2026

FIM MOTO JUNIOR CIRCUIT DE BARCELONA - CATALUNYA

Practice Stock

Sector Analysis

Practice Stock							Practice Stock						
Lap	Time	Sector 1	Sector 2	Sector 3	Sector 4	T.Sp	Lap	Time	Sector 1	Sector 2	Sector 3	Sector 4	T.Sp
62 Blai TRIAS ESP							11 1:48.246 19.147 35.037 20.737 33.325 257.6						
GV TAMOIL RACING YAMAHA							12 2:04.992B 19.301 37.199 21.113 47.379 257.0						
1	4:10.667	2:41.085	35.026	20.682	33.874	153.6	1	1:55.303	23.548	35.680	20.839	35.236	179.7
2	1:46.267	18.844	34.055	20.327	33.041	263.9	2	1:48.116	19.488	35.072	20.543	33.013	262.0
3	<u>1:50.165</u>	21.613	35.669	20.207	32.676	265.2	3	1:46.579	18.944	34.447	20.360	32.828	262.6
4	1:45.859	18.784	34.314	20.209	32.552	265.8	4	1:48.573	19.257	34.705	20.894	33.717	265.2
5	1:45.929	18.586	34.358	20.225	32.760	270.4	5	1:47.275	19.059	34.673	20.562	32.981	257.6
6	1:46.348	18.788	34.461	20.297	32.802	265.2	6	2:02.729B	19.462	35.335	21.062	46.870	257.6
7	1:47.553	19.205	34.668	20.614	33.066	267.1	7	6:07.768	4:33.885	37.155	21.186	35.542	123.3
8	1:46.978	18.989	34.636	20.309	33.044	261.3	8	1:46.437	19.128	34.289	20.337	32.683	262.0
9	1:47.009	18.964	34.739	20.352	32.954	260.7	9	1:46.514	18.882	34.418	20.432	32.782	261.3
10	1:46.937	18.957	34.663	20.357	32.960	262.0	10	1:47.750	19.159	34.572	20.495	33.524	257.6
11	1:47.003	18.988	34.658	20.358	32.999	262.6	11	2:03.033B	19.287	36.888	20.923	45.935	262.0
12	1:47.352	18.892	34.480	20.538	33.442	263.2							
13	1:50.579	19.120	37.487	20.727	33.245	263.9							
14	2:06.763B	18.731	36.806	20.855	50.371	270.4							
72 Yeray RUIZ ESP							25 Bence KECSKES HUN						
Team Honda Laglisse FPS HONDA							IUM MOTORSPORTS YAMAHA						
1	2:05.197	31.799	36.245	21.022	36.131	188.4	1	2:58.476	1:27.500	36.609	21.076	33.291	187.1
2	1:45.883	18.825	34.208	20.350	32.500	267.8	2	1:46.816	19.260	34.452	20.257	32.847	263.2
3	1:48.864	18.874	36.479	20.456	33.055	267.8	3	1:46.481	18.986	34.336	20.438	32.721	263.9
4	1:46.291	18.838	34.329	20.360	32.764	268.4	4	1:46.898	19.013	34.576	20.314	32.995	265.8
5	1:46.438	18.912	34.332	20.392	32.802	265.2	5	1:46.660	19.003	34.337	20.452	32.868	264.5
6	2:06.280B	18.924	34.802	20.761	51.793	264.5	6	1:51.098	21.117	35.721	20.586	33.674	264.5
7	10:56.501	9:26.373	36.009	20.894	33.225	172.6	7	1:50.195	19.263	36.279	20.857	33.796	262.6
8	1:51.509	19.587	35.804	21.551	34.567	263.2	8	2:04.022B	19.522	35.575	21.001	47.924	262.0
9	1:51.079	19.648	35.852	21.362	34.217	262.0	9	9:46.687	8:16.329	36.625	20.676	33.057	145.0
10	1:51.839	19.665	35.276	20.921	35.977	263.2	10	1:48.173	18.980	35.086	20.690	33.417	265.2
11	1:47.134	19.041	34.549	20.434	33.110	265.2	11	1:49.784	19.346	36.104	20.682	33.652	262.6
12	1:47.592	19.083	34.586	20.842	33.081	262.0	12	1:49.487	19.174	35.071	20.830	34.412	261.3
90 Filippo ORLANDI ITA							5 Lorenzo FELLON FRA						
RC113 Reparto Corse YAMAHA							SF Racing YAMAHA						
1	2:04.138	26.606	40.215	21.527	35.790	177.1	1	2:21.190	50.941	35.421	20.729	34.099	190.4
2	1:46.892	18.980	34.372	20.748	32.792	264.5	2	1:48.101	19.204	34.980	20.609	33.308	263.2
3	1:47.014	19.047	34.555	20.554	32.858	268.4	3	1:48.073	19.083	34.912	20.705	33.373	265.2
4	1:48.760	18.960	36.674	20.483	32.643	262.6	4	1:47.827	18.941	34.871	20.719	33.296	271.1
5	1:46.205	18.715	34.327	20.430	32.733	269.8	5	2:04.855B	19.121	37.535	20.853	47.346	265.8
6	1:47.358	19.104	34.486	20.664	33.104	265.8	6	11:04.563	9:36.002	34.971	20.604	32.986	177.1
7	2:10.780B	20.478	40.449	21.246	48.607	262.0	7	1:46.773	19.065	34.421	20.393	32.894	264.5
8	16:15.481	...	38.699	21.075	33.540	71.9	8	1:46.522	18.964	34.427	20.360	32.771	265.8
9	1:49.011	19.379	35.187	21.062	33.383	257.6	9	1:46.706	18.870	34.474	20.413	32.949	266.5
							10	1:47.504	19.048	34.736	20.644	33.076	266.5
							11	1:47.060	18.983	34.518	20.585	32.974	266.5
							12	1:47.066	19.019	34.581	20.464	33.002	265.8
32 Alfonso LINARES COL							37 David JIMENEZ ESP						
GV TAMOIL RACING YAMAHA							MDR COMPETICION YAMAHA						
1	3:51.949	2:20.305	36.755	21.406	33.483	183.6	1	1:55.178	23.933	36.723	20.727	33.795	186.5
2	1:47.311	19.007	34.552	20.749	33.003	263.9	2	1:47.362	19.197	34.576	20.499	33.090	263.2
3	1:48.046	19.222	35.461	20.540	32.823	268.4	3	1:46.952	18.970	34.507	20.392	33.083	263.9
4	1:46.371	18.943	34.338	20.363	32.727	265.2	4	1:49.518	19.094	35.212	20.893	34.319	262.0
5	2:03.222B	19.239	37.257	21.021	45.705	261.3	5	1:47.118	18.979	34.634	20.504	33.001	263.9
6	9:01.490	7:31.037	35.993	21.064	33.396	182.4	6	2:04.703B	19.428	35.445	20.970	48.860	255.2
7	1:48.008	19.134	34.696	20.751	33.427	257.6	7	6:05.314	4:35.411	35.763	20.698	33.442	172.0
8	1:47.584	19.230	34.763	20.612	32.979	257.0	8	1:46.563	19.148	34.231	20.318	32.866	260.1
9	1:47.037	19.137	34.579	20.489	32.832	259.5							
10	1:48.227	18.895	35.159	20.758	33.415	263.9							



Stock ECh 2026

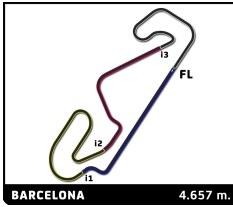
FIM MOTO JUNIOR CIRCUIT DE BARCELONA - CATALUNYA

Practice Stock

Sector Analysis

— Invalidated Lap ■ Personal Best ■ Session Best B Crossing the pit lane

Lap	Time	Sector 1	Sector 2	Sector 3	Sector 4	T.Sp	Lap	Time	Sector 1	Sector 2	Sector 3	Sector 4	T.Sp
8	16:53.405	...	35.696	20.766	33.189	110.5	3 Vasilis PANTELEAKIS GRE						
9	1:48.264	19.280	34.669	21.223	33.092	259.5	VP3 Racing Team by Ilusion Racing HONDA						
96 Fran RUIZ ESP							1	2:11.572	39.917	35.492	21.398	34.765	163.7
IUM MOTORSPORTS YAMAHA							2	1:48.945	19.822	35.067	20.812	33.244	256.4
1	<u>3:04.772</u>	1:34.948	35.439	20.775	33.610	187.8	3	1:48.090	19.530	34.712	20.624	33.224	260.1
2	1:47.684	19.397	34.766	20.544	32.977	260.7	4	1:47.897	19.422	34.778	20.607	33.090	259.5
3	1:47.379	19.215	34.551	20.523	33.090	261.3	5	1:47.926	19.293	34.799	20.561	33.273	258.2
4	1:47.639	19.236	34.641	20.594	33.168	260.7	6	2:06.058B	19.477	35.305	20.934	50.342	258.9
5	2:01.861B	19.231	34.630	20.751	47.249	262.0	7	12:46.486	...	35.675	21.548	33.564	161.5
6	<u>11:56.508</u>	...	35.261	20.663	33.062	188.4	8	1:47.807	19.465	34.630	20.684	33.028	256.4
7	1:47.313	19.095	34.599	20.376	33.243	262.6	9	1:47.982	19.488	34.644	20.625	33.225	255.8
8	1:47.556	19.248	34.591	20.537	33.180	260.7	10	1:48.242	19.326	34.979	20.733	33.204	262.0
9	1:48.350	18.923	35.278	20.690	33.459	262.0	11	1:47.779	19.293	34.669	20.627	33.190	255.8
10	1:48.358	19.261	34.890	20.715	33.492	259.5	8 Jordi LOSADA ESP						
11	2:01.989B	19.361	34.932	20.597	47.099	260.7	GV TAMOIL RACING YAMAHA						
75 Sarthak CHAVAN IND							1	1:56.636	24.785	36.777	21.018	34.056	178.2
Junior Team Da Corsa YAMAHA							2	<u>1:50.224</u>	19.031	35.558	20.863	34.772	260.7
1	2:13.113	25.713	36.607	21.289	49.504	177.1	3	1:48.842	19.305	35.194	20.726	33.617	258.9
2	1:49.326	19.443	35.614	20.725	33.544	265.2	4	1:53.404	20.385	38.641	20.821	33.557	258.2
3	1:48.268	19.077	34.929	20.711	33.551	265.2	5	1:49.203	19.302	35.395	20.834	33.672	259.5
4	<u>1:48.274</u>	19.096	34.941	20.641	33.596	264.5	6	2:06.554B	20.306	39.880	20.798	45.570	258.9
5	2:08.203B	19.643	35.484	21.214	51.862	263.9	7	8:49.573	7:15.260	37.564	21.731	35.018	156.2
6	12:14.314	...	38.117	22.104	35.275	132.4	8	1:48.380	19.389	34.998	20.726	33.267	257.0
7	1:47.374	19.116	34.439	20.617	33.202	267.1	9	<u>1:48.604</u>	19.478	35.161	20.652	33.313	257.6
8	1:50.035	19.025	35.399	21.931	33.680	266.5	10	1:49.054	19.409	34.988	20.691	33.966	258.2
9	1:47.603	18.961	34.770	20.533	33.339	269.8	11	1:49.091	19.262	35.506	20.839	33.484	258.2
10	1:50.130	19.083	34.781	20.493	35.773	263.9	12	1:48.244	19.250	34.887	20.703	33.404	261.3
11	1:48.563	19.324	34.814	20.609	33.816	262.6	13	1:47.931	19.236	34.997	20.537	33.161	259.5
57 Mitja BORGELT GER							7 Mateusz MOLIK POL						
PS RACING TEAM YAMAHA							Wójcik Racing Team HONDA						
1	2:58.735	1:20.914	41.628	21.317	34.876	119.2	1	3:53.117	2:15.118	40.484	23.267	34.248	146.9
2	1:47.513	19.224	34.600	20.656	33.033	262.6	2	1:52.509	20.904	36.585	21.195	33.825	261.3
3	1:47.589	19.107	34.695	20.689	33.098	260.7	3	1:48.149	19.271	34.901	20.762	33.215	258.9
4	1:47.729	19.109	34.902	20.644	33.074	258.9	4	1:48.567	19.152	34.890	21.091	33.434	260.1
5	1:47.600	19.127	34.719	20.702	33.052	257.6	5	1:51.887	19.350	37.902	20.947	33.688	261.3
6	1:50.071	19.780	36.242	20.656	33.393	258.9	6	1:50.693	19.412	35.910	21.377	33.994	263.2
7	2:02.052B	19.286	35.168	20.924	46.674	257.6	7	1:47.980	19.191	34.859	20.718	33.212	258.2
8	10:50.538	9:13.732	37.244	20.976	38.586	166.7	8	2:05.562B	20.034	37.462	21.533	46.533	249.9
9	1:47.487	19.087	34.749	20.618	33.033	262.0	9	3:00.437	1:27.784	36.706	21.703	34.244	165.2
10	2:08.055B	19.319	34.766	20.736	53.234	257.6	10	1:48.542	19.348	35.056	20.823	33.315	257.0
27 Alvaro DIAZ ESP							13 Matthias ROSTAGNI FRA						
Zivimotor YAMAHA							BRS - Brechon Racing School YAMAHA						
1	1:57.628	26.634	35.883	21.633	33.478	185.2	1	2:08.612	37.183	36.085	21.380	33.964	183.0
2	1:48.062	19.160	35.032	20.615	33.255	271.8	2	1:50.192	19.778	35.414	21.221	33.779	261.3
3	1:47.675	18.894	34.867	20.830	33.084	265.8	3	1:48.701	19.382	35.129	20.902	33.288	260.7
4	1:50.098	19.119	36.266	21.094	33.619	265.2	4	1:50.939	19.928	35.888	21.027	34.096	262.6
5	1:51.335	19.006	34.807	20.767	36.755	267.8	5	1:48.909	19.355	35.227	20.923	33.404	262.6
6	1:47.678	18.874	34.925	20.582	33.297	267.8	6	1:48.392	19.307	35.084	20.693	33.308	265.2
7	2:06.214B	20.231	37.045	21.411	47.527	263.2	7	2:09.611B	20.809	36.652	21.674	50.476	264.5
8	8:12.203B	6:25.274	37.020	22.136	47.773	174.2							
9	4:09.061	2:32.882	39.111	21.898	35.170	175.4							



Stock ECh 2026

FIM MOTO JUNIOR CIRCUIT DE BARCELONA - CATALUNYA

Practice Stock

Sector Analysis

— Invalidated Lap ■ Personal Best ■ Session Best B Crossing the pit lane

Lap	Time	Sector 1	Sector 2	Sector 3	Sector 4	T.Sp	Lap	Time	Sector 1	Sector 2	Sector 3	Sector 4	T.Sp
8	10:07.662	8:36.997	36.180	21.026	33.459	168.8	3	1:48.892	19.282	35.074	20.759	33.777	260.1
9	1:48.041	19.251	34.979	20.748	33.063	261.3	4	1:49.838	19.330	35.456	21.213	33.839	261.3
10	1:48.274	19.333	34.985	20.710	33.246	262.0	5	1:49.728	19.391	35.298	21.030	34.009	258.9
11	1:51.394	19.999	36.803	21.060	33.532	259.5	6	2:06.799 B	19.773	35.895	21.480	49.651	260.1
12	1:48.657	19.468	35.194	20.784	33.211	258.2	7	9:23.400	7:52.134	36.116	21.209	33.941	170.4
							8	1:57.349	20.954	36.884	21.101	38.410	256.4
							9	1:50.931	19.926	36.024	21.134	33.847	254.6
							10	2:11.669 B	19.613	38.275	23.937	49.844	259.5
							11	2:33.725	1:00.836	36.902	21.570	34.417	148.9

17 Tymur KOSTIN UKR
IUM MOTORSPORTS YAMAHA

1	1:57.339	25.814	36.374	21.267	33.884	184.6
2	1:48.280	19.264	34.886	20.660	33.470	266.5
3	1:48.286	19.267	35.017	20.832	33.170	262.0
4	1:49.003	19.394	35.134	20.814	33.661	267.1
5	1:52.363	19.440	35.128	20.951	36.844	264.5
6	1:48.350	19.243	35.011	20.720	33.376	266.5
7	2:02.959 B	19.370	35.130	20.878	47.581	262.0
8	9:17.740	7:46.122	36.282	21.329	34.007	152.9
9	1:49.287	19.457	35.168	20.952	33.710	261.3
10	1:48.449	19.246	34.912	20.769	33.522	264.5
11	1:50.457	19.272	34.978	20.844	35.363	263.9
12	1:49.278	19.362	35.412	20.882	33.622	262.0
13	1:48.839	19.245	35.155	20.852	33.587	263.2

58 Martim JESUS POR
ROSA COMPETICION - MCL HONDA

1	1:52.616	22.415	35.564	21.197	33.440	179.4
2	1:48.978	19.806	35.080	20.832	33.260	250.5
3	1:50.929	19.529	35.378	20.678	35.344	250.5
4	1:49.887	19.435	36.236	20.881	33.335	251.7
5	2:01.673 B	19.662	34.982	21.167	45.862	250.5
6	6:31.685	5:01.273	35.854	21.244	33.314	157.6
7	1:48.827	19.546	35.008	20.900	33.373	250.5
8	1:48.515	19.517	34.821	20.817	33.360	251.7
9	1:48.424	19.544	34.826	20.851	33.203	251.1
10	2:05.553 B	19.077	35.536	22.026	48.914	252.3

59 Bartosz BAMBECKI POL
Wójcick Racing Team HONDA

1	2:42.549	1:07.868	37.268	22.435	34.978	172.6
2	1:49.693	19.628	35.313	21.165	33.587	254.6
3	1:48.847	19.663	35.118	20.741	33.325	255.8
4	1:48.467	19.370	35.005	20.807	33.285	255.2
5	2:09.150 B	19.360	37.661	21.950	50.179	254.6
6	4:17.184	2:45.026	36.315	21.665	34.178	149.5
7	1:49.087	19.441	35.381	20.918	33.347	255.2
8	1:48.787	19.511	35.037	20.922	33.317	254.6
9	1:50.941	19.482	35.994	21.502	33.963	254.6
10	1:50.864	19.853	35.702	21.461	33.848	255.8
11	1:49.327	19.543	35.197	21.111	33.476	254.6
12	1:49.263	19.424	35.258	21.055	33.526	254.6
13	1:56.961	19.972	39.306	23.376	34.307	255.2
14	1:50.296	19.521	35.612	21.223	33.940	257.0
15	1:52.927	19.938	37.289	21.603	34.097	254.6

22 Daniel LANUZA USA
LODISNA TEAM TORRENTÓ YAMAHA

1	4:04.438	2:33.610	35.393	21.470	33.965	169.6
2	1:49.564	19.451	35.306	20.769	34.038	259.5

43 Luis Miguel LÓPEZ ESP
PS RACING TEAM YAMAHA

1	2:45.395	1:12.130	37.587	21.610	34.068	179.4
2	1:49.938	19.643	35.497	21.130	33.668	251.7
3	1:53.746	19.547	35.305	24.395	34.499	253.4
4	1:49.648	19.549	35.404	21.008	33.687	252.8
5	1:49.369	19.611	35.287	20.961	33.510	259.5
6	2:16.461 B	20.268	40.552	25.047	50.594	253.4
7	12:14.074	...	36.737	21.415	34.275	177.9
8	1:52.630	20.278	36.830	21.312	34.210	251.7
9	2:15.661 B	20.810	43.029	21.339	50.483	251.1

60 Isaac ROSA POR
ROSA COMPETICION - MCL YAMAHA

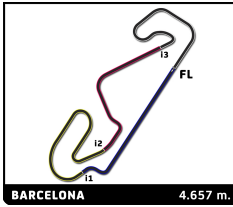
1	1:58.347	24.693	37.145	21.888	34.621	172.6
2	1:51.025	20.046	35.700	21.346	33.933	252.8
3	1:51.237	19.956	35.643	21.455	34.183	249.9
4	1:50.951	19.939	35.550	21.369	34.093	251.1
5	1:50.739	20.014	35.477	21.277	33.971	248.8
6	1:51.249	20.024	35.616	21.351	34.258	252.3
7	1:51.341	19.999	35.875	21.331	34.136	247.7
8	1:51.302	20.144	35.684	21.346	34.128	248.8
9	2:18.447 B	22.560	41.289	23.660	50.938	246.5
10	8:33.221	7:00.455	36.564	21.823	34.379	148.3
11	1:52.590	20.629	36.116	21.483	34.362	244.9
12	1:51.241	19.997	35.646	21.448	34.150	247.1
13	1:51.314	19.991	35.590	21.388	34.345	245.4

38 Ola GRANSHAGEN NOR
Team Honda Laglisse FPS HONDA

1	2:12.123	37.805	37.074	21.764	35.480	176.8
2	1:52.848	20.118	36.582	21.670	34.478	255.8
3	1:51.927	20.008	36.123	21.435	34.361	258.9
4	1:54.820	21.453	37.352	21.475	34.540	255.8
5	1:51.745	20.011	36.057	21.333	34.344	254.0
6	1:56.056	20.163	36.691	22.170	37.032	254.0
7	2:09.914 B	20.120	36.048	21.407	52.339	254.6
8	8:25.959	6:52.440	37.005	21.763	34.751	104.8
9	1:51.874	19.951	36.206	21.369	34.348	257.0
10	1:51.815	20.049	36.006	21.513	34.247	254.0
11	1:53.374	20.125	36.152	21.461	35.636	254.0
12	1:51.595	20.169	35.950	21.327	34.149	256.4
13	1:51.887	20.027	36.106	21.360	34.394	251.7

95 Ricardo RODRIGUEZ MEX
Aipar YAMAHA

1	2:05.745	28.331	38.441	22.380	36.593	179.7
---	----------	--------	--------	--------	--------	-------



Stock ECh 2026

FIM MOTO JUNIOR CIRCUIT DE BARCELONA - CATALUNYA

Practice Stock

Sector Analysis

							_ Invalidated Lap		■ Personal Best		■ Session Best		B Crossing the pit lane	
Lap	Time	Sector 1	Sector 2	Sector 3	Sector 4	T.Sp	Lap	Time	Sector 1	Sector 2	Sector 3	Sector 4	T.Sp	
2	1:54.500	20.299	36.931	21.946	35.324	257.0								
3	1:53.711	20.391	36.751	21.718	34.851	254.6								
4	1:53.115	20.198	36.446	21.679	34.792	257.0								
5	1:56.089	20.223	38.320	22.021	35.525	263.2								
6	1:53.502	20.240	36.618	21.607	35.037	255.2								
7	2:11.972 B	20.424	36.977	21.868	52.703	255.8								
8	9:37.034	8:02.160	37.911	21.802	35.161	174.2								
9	1:53.801	20.473	36.568	21.677	35.083	252.3								
10	1:57.108	20.243	39.376	22.017	35.472	252.8								
11	1:54.553	20.605	36.963	21.796	35.189	253.4								
12	1:53.962	20.507	36.643	21.577	35.235	252.8								