

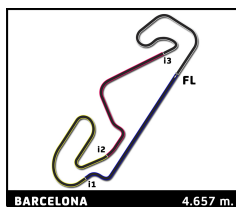
**Stock ECh 2026**

**FIM MOTO JUNIOR CIRCUIT DE BARCELONA - CATALUNYA**

**Race Stock**

**Sector Analysis**

_ Invalidated Lap							■ Personal Best	■ Session Best	B Crossing the pit lane						
Lap	Time	Sector 1	Sector 2	Sector 3	Sector 4	T.Spd	Lap	Time	Sector 1	Sector 2	Sector 3	Sector 4	T.Spd		
<b>62</b> <b>Blai TRIAS</b> ESP															
GV TAMOIL RACING YAMAHA															
1	1:50.522	23.269	34.372	20.095	32.786	224.6	4	1:47.269	18.962	34.604	20.526	33.177	265.8		
2	1:46.099	18.797	34.314	20.189	32.799	258.9	5	1:47.266	18.939	34.678	20.446	33.203	266.5		
3	1:46.454	18.986	34.516	20.192	32.760	257.6	6	1:47.514	18.995	34.741	20.631	33.147	265.8		
4	1:46.589	18.981	34.452	20.313	32.843	258.9	7	1:47.651	18.987	34.679	20.811	33.174	266.5		
5	1:46.890	18.952	34.615	20.298	33.025	258.9	8	1:47.383	18.908	34.718	20.500	33.257	265.8		
6	1:46.771	18.967	34.516	20.360	32.928	258.9	9	1:47.437	19.036	34.693	20.563	33.145	265.2		
7	1:46.928	18.936	34.677	20.355	32.960	258.2	10	1:47.257	18.915	34.716	20.530	33.096	265.8		
8	1:46.961	18.937	34.614	20.309	33.101	258.2	11	1:47.754	19.090	34.789	20.582	33.293	265.2		
9	1:47.286	19.029	34.774	20.455	33.028	259.5	12	1:47.959	19.265	35.087	20.486	33.121	267.8		
10	1:47.223	19.029	34.826	20.347	33.021	258.9	13	1:47.862	19.009	34.886	20.609	33.358	264.5		
11	1:47.292	19.089	34.735	20.428	33.040	257.0	14	1:48.622	19.347	35.065	20.471	33.739	260.7		
12	1:47.239	19.015	34.732	20.415	33.077	257.6									
13	1:47.257	19.009	34.684	20.447	33.117	258.2									
14	1:47.557	19.084	34.813	20.425	33.235	257.6									
<b>72</b> <b>Yeray RUIZ</b> ESP															
Team Honda Laglisse FPS HONDA															
1	1:50.448	22.364	34.536	20.519	33.029	224.2									
2	1:46.756	19.176	34.364	20.400	32.816	258.2									
3	1:46.425	18.891	34.400	20.376	32.758	262.6									
4	1:46.459	19.020	34.433	20.298	32.708	262.0									
5	1:46.701	18.959	34.532	20.372	32.838	263.2									
6	1:46.801	19.002	34.492	20.480	32.827	265.2									
7	1:46.971	19.015	34.667	20.376	32.913	263.2									
8	1:47.068	19.001	34.564	20.476	33.027	264.5									
9	1:47.243	19.035	34.668	20.466	33.074	263.2									
10	1:47.104	19.031	34.698	20.416	32.959	263.2									
11	1:47.372	19.098	34.786	20.456	33.032	263.2									
12	1:47.552	19.048	34.762	20.572	33.170	261.3									
13	1:48.365	19.124	34.853	20.727	33.661	260.7									
14	1:49.446	19.432	35.380	20.788	33.846	259.5									
<b>5</b> <b>Lorenzo FELLON</b> FRA															
SF Racing YAMAHA															
1	1:50.665	22.638	34.433	20.454	33.140	225.6									
2	1:46.439	18.844	34.332	20.362	32.901	267.8									
3	1:47.038	19.316	34.525	20.360	32.837	261.3									
4	1:46.791	19.052	34.459	20.397	32.883	268.4									
5	1:47.245	19.039	34.614	20.408	33.184	268.4									
6	1:47.160	18.895	34.642	20.481	33.142	265.2									
7	1:47.670	19.190	34.718	20.563	33.199	262.6									
8	1:47.571	19.080	34.682	20.494	33.315	263.2									
9	1:47.838	19.262	34.717	20.531	33.328	260.7									
10	1:47.788	19.149	34.743	20.644	33.252	262.0									
11	1:48.384	19.452	34.932	20.634	33.366	260.7									
12	1:48.124	19.401	34.791	20.557	33.375	260.7									
13	1:48.069	19.251	34.864	20.636	33.318	263.2									
14	1:48.264	19.189	34.985	20.603	33.487	263.2									
<b>11</b> <b>Filippo FULIGNI</b> ITA															
Face Racing YAMAHA															
1	1:51.318	22.859	34.912	20.597	32.950	231.3									
2	1:47.057	19.018	34.482	20.373	33.184	263.9									
3	1:46.947	18.950	34.473	20.446	33.078	265.8									
<b>31</b> <b>Alberto GARCIA</b> ESP															
TOP SURFACE ASPAR TEAM YAMAHA															
1	1:50.376	22.188	34.577	20.586	33.025	221.9									
2	1:46.867	19.420	34.398	20.350	32.699	257.6									
3	1:46.669	19.020	34.493	20.407	32.749	265.2									
4	1:46.780	19.060	34.462	20.384	32.874	260.1									
5	1:47.308	19.049	34.633	20.494	33.132	259.5									
6	1:47.382	19.208	34.673	20.511	32.990	258.2									
7	1:47.674	19.272	34.790	20.521	33.091	260.1									
8	1:47.582	19.149	34.774	20.508	33.151	261.3									
9	1:48.272	19.562	34.886	20.666	33.158	260.7									
10	1:47.437	19.054	34.696	20.545	33.142	260.7									
11	1:48.175	19.158	34.965	20.712	33.340	265.2									
12	1:49.021	19.673	35.290	20.610	33.448	258.9									
13	1:48.051	19.354	34.905	20.592	33.200	260.1									
14	1:48.916	19.185	34.983	21.062	33.686	258.9									
<b>84</b> <b>Juanes RIVERA</b> COL															
Da Corsa Racing Team YAMAHA															
1	1:51.409	23.385	34.659	20.512	32.853	224.2									
2	1:47.031	18.965	34.684	20.562	32.820	268.4									
3	1:46.948	18.981	34.574	20.474	32.919	265.8									
4	1:47.272	19.074	34.595	20.536	33.067	267.1									
5	1:47.268	19.032	34.663	20.508	33.065	266.5									
6	1:47.505	19.026	34.818	20.671	32.990	269.1									
7	1:47.683	19.075	34.716	20.776	33.116	262.6									
8	1:47.441	19.049	34.830	20.572	32.990	270.4									
9	1:47.440	19.055	34.722	20.555	33.108	266.5									
10	1:47.279	19.031	34.649	20.560	33.039	265.8									
11	1:47.730	19.113	34.752	20.544	33.321	263.2									
12	1:48.568	19.245	35.222	20.772	33.329	267.1									
13	1:48.412	19.423	35.030	20.727	33.232	261.3									
14	1:48.604	19.335	34.971	20.732	33.566	262.0									
<b>35</b> <b>Miguel BERNAL</b> ESP															
MDR COMPETICION YAMAHA															
1	1:51.571	23.593	34.800	20.477	32.701	228.9									
2	1:47.051	19.308	34.340	20.499	32.904	267.1									
3	1:46.970	19.034	34.492	20.479	32.965	264.5									
4	1:47.558	19.313	34.746	20.462	33.037	265.2									
5	1:47.463	19.016	34.780	20.507	33.160	265.2									
6	1:47.996	19.282	34.890	20.560	33.264	265.8									
7	1:47.488	19.116	34.676	20.573	33.123	268.4									
8	1:47.426	19.075	34.655	20.545	33.151	258.9									
9	1:47.515	19.182	34.666	20.564	33.103	258.9									



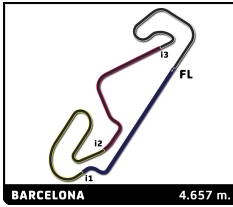
## Stock ECh 2026

### FIM MOTO JUNIOR CIRCUIT DE BARCELONA - CATALUNYA

#### Race Stock

#### Sector Analysis

_ Invalidated Lap							■ Personal Best							■ Session Best							B Crossing the pit lane						
Lap	Time	Sector 1	Sector 2	Sector 3	Sector 4	T.Sp	Lap	Time	Sector 1	Sector 2	Sector 3	Sector 4	T.Sp	Lap	Time	Sector 1	Sector 2	Sector 3	Sector 4	T.Sp	Lap	Time	Sector 1	Sector 2	Sector 3	Sector 4	T.Sp
10	1:47.478	19.181	34.629	20.530	33.138	260.1																					
11	1:47.822	19.187	34.747	20.658	33.230	258.2																					
12	1:47.850	19.214	34.797	20.618	33.221	259.5																					
13	1:47.913	19.179	34.817	20.651	33.266	263.2																					
14	1:49.020	19.729	34.976	20.695	33.620	266.5																					
<b>34</b>	<b>Jacobo HINOJOSA</b> ESP																										
	Face Racing YAMAHA																										
1	1:52.503	23.754	35.213	20.625	32.911	232.8																					
2	<b>1:46.865</b>	<b>19.044</b>	<b>34.563</b>	<b>20.364</b>	<b>32.894</b>	268.4																					
3	1:47.124	19.152	34.669	20.390	32.913	263.2																					
4	1:47.664	19.304	34.956	20.392	33.012	264.5																					
5	1:47.478	19.096	34.920	20.467	32.995	265.8																					
6	1:47.615	19.118	34.972	20.442	33.083	265.2																					
7	1:47.669	19.231	34.887	20.458	33.093	262.6																					
8	1:47.472	19.113	34.704	20.525	33.130	268.4																					
9	1:47.807	19.269	34.819	20.568	33.151	258.9																					
10	1:47.872	19.205	34.853	20.653	33.161	259.5																					
11	1:48.644	19.353	35.209	20.651	33.431	256.4																					
12	1:48.479	19.635	34.994	20.642	33.208	254.6																					
13	1:48.359	19.302	35.062	20.624	33.371	263.2																					
14	1:48.676	19.493	35.187	20.607	33.389	257.0																					
<b>37</b>	<b>David JIMENEZ</b> ESP																										
	MDR COMPETICION YAMAHA																										
1	1:52.314	23.020	35.203	20.631	33.460	227.0																					
2	<b>1:46.794</b>	18.940	<b>34.502</b>	20.438	32.914	267.8																					
3	1:46.953	19.050	34.591	20.422	<b>32.890</b>	271.1																					
4	1:47.212	19.155	34.702	<b>20.412</b>	32.943	269.1																					
5	1:47.608	19.133	34.680	20.418	33.377	267.1																					
6	1:47.942	19.179	35.234	20.499	33.030	267.1																					
7	1:48.263	19.548	35.073	20.548	33.094	262.6																					
8	1:47.898	<b>18.782</b>	35.230	20.570	33.316	273.9																					
9	1:47.675	19.118	34.771	20.522	33.264	265.8																					
10	1:48.101	19.212	34.937	20.623	33.329	267.1																					
11	1:48.069	19.179	34.973	20.543	33.374	267.8																					
12	1:48.146	19.088	35.008	20.622	33.428	262.6																					
13	1:48.791	19.664	35.151	20.607	33.369	260.7																					
14	1:49.034	19.059	35.725	20.878	33.372	263.9																					
<b>29</b>	<b>Cristian LOLLI</b> ITA																										
	MDR COMPETICION YAMAHA																										
1	1:53.559	23.929	35.018	21.181	33.431	228.9																					
2	1:47.625	19.312	34.927	20.469	32.917	267.1																					
3	<b>1:46.876</b>	18.966	<b>34.571</b>	20.480	<b>32.859</b>	264.5																					
4	1:47.148	19.134	34.575	<b>20.462</b>	32.977	263.9																					
5	1:47.281	19.087	34.672	20.488	33.034	263.2																					
6	1:47.473	19.092	34.622	20.600	33.159	265.2																					
7	1:47.637	19.027	34.948	20.654	33.008	267.8																					
8	1:47.589	18.976	34.848	20.507	33.258	272.5																					
9	1:47.602	19.138	34.819	20.504	33.141	269.8																					
10	1:47.647	<b>18.913</b>	34.832	20.683	33.219	272.5																					
11	1:48.253	19.300	34.801	20.668	33.484	263.9																					
12	1:48.730	19.452	35.065	20.761	33.452	261.3																					
13	1:48.902	19.364	35.430	20.731	33.377	267.8																					
14	1:48.881	19.229	34.993	21.115	33.544	269.8																					
<b>32</b>	<b>Alfonso LINARES</b> COL																										
	GV TAMOIL RACING YAMAHA																										
1	1:52.763	23.788	35.057	21.032	<b>32.886</b>	220.1																					
2	<b>1:46.996</b>	<b>18.987</b>	<b>34.602</b>	20.485	32.922	263.2																					
3	1:47.557	19.260	34.777	20.568	32.952	258.9																					
4	1:47.028	19.066	34.635	<b>20.385</b>	32.942	261.3																					
5	1:47.463	19.072	34.862	20.509	33.020	266.5																					
6	1:47.812	19.099	34.939	20.663	33.111	265.8																					
7	1:48.573	19.142	35.163	21.139	33.129	265.8																					
8	1:47.797	19.151	34.717	20.689	33.240	257.0																					
9	1:47.616	19.127	34.784	20.745	32.960	262.0																					
10	1:47.701	19.183	34.765	20.663	33.090	266.5																					
11	1:47.800	19.205	34.759	20.630	33.206	255.8																					
12	1:48.592	19.366	35.165	20.687	33.374	258.2																					
13	1:48.365	19.219	35.132	20.733	33.281	258.2																					
14	1:49.196	19.216	35.154	21.163	33.663	257.0																					
<b>23</b>	<b>Lorenzo PONTILLO</b> BEL																										
	LODISNA TEAM TORRENTÓ YAMAHA																										
1	1:52.802	24.071	35.098	20.830	<b>32.803</b>	235.3																					
2	1:47.155	19.372	<b>34.338</b>	20.362	33.083	267.8																					
3	<b>1:46.591</b>	<b>18.847</b>	34.605	<b>20.259</b>	32.880	267.1																					
4	1:47.163	19.098	34.558	20.447	33.060	267.1																					
5	1:47.602	19.192	34.732	20.505	33.173	267.8																					
6	1:48.164	19.075	35.234	20.517	33.338	267.1																					



**Stock ECh 2026**

**FIM MOTO JUNIOR CIRCUIT DE BARCELONA - CATALUNYA**

**Race Stock**

**Sector Analysis**

— Invalidated Lap    ■ Personal Best    ■ Session Best    B Crossing the pit lane

Lap	Time	Sector 1	Sector 2	Sector 3	Sector 4	T.Sp	Lap	Time	Sector 1	Sector 2	Sector 3	Sector 4	T.Sp
4	1:46.694	19.086	34.404	20.427	32.777	265.2	10	1:48.747	19.326	35.041	20.839	33.541	257.0
5	1:47.138	18.970	34.557	20.566	33.045	271.8	11	1:49.091	19.468	35.215	20.823	33.585	254.6
6	1:47.766	19.229	34.802	20.626	33.109	268.4	12	1:49.347	19.456	35.250	21.011	33.630	254.0
7	1:48.732	19.496	35.528	20.709	32.999	269.8	13	1:49.010	19.433	35.161	20.869	33.547	255.2
8	1:48.347	19.298	34.994	20.659	33.396	265.2	14	1:49.033	19.350	35.206	20.840	33.637	255.8
9	1:48.275	19.207	35.227	20.757	33.084	266.5							
10	1:48.240	19.160	34.929	20.699	33.452	262.6							
11	1:48.659	19.288	35.116	20.808	33.447	263.2							
12	1:48.597	19.161	35.065	20.877	33.494	263.2							
13	1:48.621	19.386	35.078	20.683	33.474	262.6							
14	1:49.162	19.331	35.231	20.959	33.641	262.6							

**57** **Mitja BORGELT** GER  
PS RACING TEAM YAMAHA

1	1:52.403	23.517	35.148	20.548	33.190	233.3
2	1:48.668	19.794	35.336	20.544	32.994	266.5
3	1:47.370	19.263	34.589	20.411	33.107	257.6
4	1:47.422	19.221	34.639	20.485	33.077	265.2
5	1:47.544	19.206	34.677	20.561	33.100	263.2
6	1:47.846	19.269	34.729	20.572	33.276	261.3
7	1:47.644	19.305	34.725	20.514	33.100	258.2
8	1:48.027	19.265	34.722	20.689	33.351	260.1
9	1:48.540	19.472	34.940	20.709	33.419	259.5
10	1:49.169	19.466	35.218	20.828	33.657	256.4
11	1:49.719	19.737	35.300	20.907	33.775	252.3
12	1:49.564	19.615	35.335	20.843	33.771	254.0
13	1:49.768	19.615	35.394	20.976	33.783	254.0
14	1:50.015	19.573	35.431	20.974	34.037	254.6

**3** **Vasilis PANTELEAKIS** GRE  
VP3 Racing Team by Ilusion Racing HONDA

1	1:54.917	24.372	36.195	21.154	33.196	233.8
2	1:48.167	19.455	34.809	20.689	33.214	266.5
3	1:48.159	19.347	34.948	20.716	33.148	266.5
4	1:48.015	19.305	34.560	20.747	33.403	259.5
5	1:47.970	19.251	34.655	20.590	33.474	261.3
6	1:48.096	19.256	34.734	20.718	33.388	259.5
7	1:47.978	19.261	34.757	20.601	33.359	257.6
8	1:48.732	19.375	34.832	20.854	33.671	256.4
9	1:48.876	19.509	35.006	20.825	33.536	255.8
10	1:49.007	19.432	35.102	20.819	33.654	254.6
11	1:49.211	19.520	35.078	20.897	33.716	254.0
12	1:49.644	19.626	35.165	20.938	33.915	253.4
13	1:50.428	19.676	35.461	21.034	34.257	254.0
14	1:50.569	19.770	35.561	21.118	34.120	252.8

**7** **Mateusz MOLIK** POL  
Wójcik Racing Team HONDA

1	1:55.843	24.915	36.038	21.115	33.775	232.8
2	1:49.012	19.282	35.565	20.749	33.416	265.8
3	1:48.836	19.425	35.293	20.937	33.181	262.0
4	1:48.688	19.382	35.078	20.889	33.339	266.5
5	1:48.466	19.348	34.929	20.810	33.379	258.2
6	1:48.522	19.289	35.040	20.753	33.440	260.7
7	1:49.148	19.188	35.169	21.239	33.552	262.0
8	1:48.573	19.277	35.013	20.801	33.482	258.2
9	1:48.726	19.221	35.043	20.883	33.579	257.6

**8** **Jordi LOSADA** ESP  
GV TAMOIL RACING YAMAHA

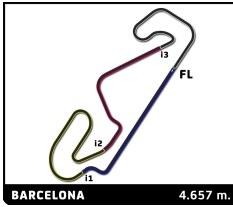
1	1:56.515	25.279	36.036	21.039	34.161	233.3
2	1:48.559	19.365	34.978	20.789	33.427	262.0
3	1:48.280	19.440	34.855	20.737	33.248	263.2
4	1:47.659	19.174	34.780	20.572	33.133	260.1
5	1:48.623	19.277	34.961	20.798	33.587	259.5
6	1:49.007	19.449	35.048	20.809	33.701	260.7
7	1:50.257	19.610	35.900	20.957	33.790	257.0
8	1:48.446	19.146	35.018	20.648	33.634	259.5
9	1:48.886	19.268	34.979	20.851	33.788	258.9
10	1:48.975	19.397	35.214	20.988	33.376	262.6
11	1:48.634	19.363	35.158	20.662	33.451	256.4
12	1:49.233	19.436	35.190	21.007	33.600	255.2
13	1:49.129	19.545	35.127	20.842	33.615	255.2
14	1:48.929	19.349	35.158	20.817	33.605	254.6

**26** **Cristian D'ARLIANO** ITA  
CIP Green Power Junior Team YAMAHA

1	1:55.967	25.044	36.150	21.100	33.673	235.8
2	1:48.526	19.372	35.177	20.561	33.416	263.2
3	1:48.023	19.386	34.745	20.664	33.228	262.6
4	1:47.895	19.228	34.754	20.658	33.255	261.3
5	1:48.999	19.480	35.234	20.798	33.487	262.0
6	1:48.489	19.393	34.997	20.788	33.311	260.1
7	1:48.777	19.327	35.033	20.863	33.554	258.2
8	1:49.636	19.463	35.324	20.923	33.926	258.9
9	1:49.732	19.519	35.391	21.026	33.796	257.0
10	1:49.449	19.462	35.193	21.366	33.428	260.7
11	1:49.170	19.423	35.226	20.821	33.700	257.6
12	1:49.489	19.562	35.279	20.875	33.773	255.2
13	1:49.520	19.528	35.346	20.938	33.708	258.9
14	1:50.072	19.644	35.518	20.954	33.956	256.4

**22** **Daniel LANUZA** USA  
LODISNA TEAM TORRENTÓ YAMAHA

1	1:55.787	24.508	36.284	21.236	33.759	237.4
2	1:48.621	19.428	35.001	20.716	33.476	263.2
3	1:49.219	19.744	35.044	20.758	33.673	258.9
4	1:48.685	19.257	35.039	20.759	33.630	266.5
5	1:49.340	19.587	35.219	20.903	33.631	258.9
6	1:48.878	19.404	35.105	20.756	33.613	259.5
7	1:49.220	19.430	35.149	20.942	33.699	260.1
8	1:49.101	19.154	35.246	20.852	33.849	267.1
9	1:49.422	19.377	35.323	20.903	33.819	259.5
10	1:50.033	19.516	35.497	21.085	33.935	255.8
11	1:50.539	19.834	35.638	20.968	34.099	254.0
12	1:50.648	19.682	35.768	20.972	34.226	254.6
13	1:51.307	19.765	36.259	21.128	34.155	255.8
14	1:50.868	19.851	35.820	21.146	34.051	251.7



**Stock ECh 2026**

**FIM MOTO JUNIOR CIRCUIT DE BARCELONA - CATALUNYA**

**Race Stock**

**Sector Analysis**

_ Invalidated Lap							■ Personal Best							■ Session Best							B Crossing the pit lane						
Lap	Time	Sector 1	Sector 2	Sector 3	Sector 4	T.Sp	Lap	Time	Sector 1	Sector 2	Sector 3	Sector 4	T.Sp	Lap	Time	Sector 1	Sector 2	Sector 3	Sector 4	T.Sp	Lap	Time	Sector 1	Sector 2	Sector 3	Sector 4	T.Sp
<b>17 Tymur KOSTIN</b> <span style="float:right">UKR</span>																											
IUM MOTORSPORTS <span style="float:right">YAMAHA</span>																											
1	1:54.158	24.090	35.534	20.949	33.585	235.8	4	1:48.481	19.375	34.896	20.863	33.347	269.1	8	1:49.157	19.146	35.501	20.846	33.664	263.2	12	1:50.775	19.910	35.902	20.974	33.989	253.4
2	1:48.702	19.217	35.268	20.711	33.506	273.2	5	1:48.798	19.209	35.715	20.684	33.190	265.2	9	1:50.475	19.239	35.011	20.783	35.442	261.3	13	1:51.140	19.818	35.969	21.111	34.242	255.8
3	1:48.608	19.451	34.979	20.767	33.411	264.5	6	1:48.828	19.394	35.104	20.589	33.741	267.1	10	2:13.503B	19.393	35.013	27.074	52.023	260.1	14	1:51.033	19.791	35.831	21.292	34.119	254.0
4	1:48.854	19.526	34.998	20.767	33.563	265.2	7	1:48.478	19.309	34.928	20.807	33.434	263.2														
5	1:49.038	19.470	35.154	20.895	33.519	260.7																					
6	1:49.317	19.531	35.120	20.782	33.884	258.2																					
7	1:50.849	19.432	35.250	22.412	33.755	257.6																					
8	1:49.740	19.615	35.323	20.872	33.930	262.0																					
9	1:49.746	19.447	35.444	21.016	33.839	259.5																					
10	1:49.401	19.440	35.426	21.006	33.529	258.2																					
11	1:50.387	19.552	35.507	21.089	34.239	257.6																					
12	1:50.775	19.910	35.902	20.974	33.989	253.4																					
13	1:51.140	19.818	35.969	21.111	34.242	255.8																					
14	1:51.033	19.791	35.831	21.292	34.119	254.0																					
<b>25 Bence KECSKES</b> <span style="float:right">HUN</span>																											
IUM MOTORSPORTS <span style="float:right">YAMAHA</span>																											
1	1:51.904	23.274	35.242	20.399	32.989	220.5	4	1:47.157	19.031	34.686	20.437	33.003	269.1	8	1:47.548	19.067	34.803	20.408	33.270	269.8	12	1:47.548	19.067	34.803	20.408	33.270	269.8
2	1:46.946	19.063	34.461	20.421	33.001	269.8	5	1:47.548	19.067	34.803	20.408	33.270	269.8	9	1:47.991	19.311	34.814	20.532	33.334	264.5	13	1:47.991	19.311	34.814	20.532	33.334	264.5
3	1:46.917	19.150	34.440	20.365	32.962	270.4	6	1:47.991	19.311	34.814	20.532	33.334	264.5	10	2:13.503B	19.393	35.013	27.074	52.023	260.1	14	1:48.372	19.713	34.666	20.540	33.453	265.2
4	1:47.157	19.031	34.686	20.437	33.003	269.1	7	1:48.372	19.713	34.666	20.540	33.453	265.2														
5	1:47.548	19.067	34.803	20.408	33.270	269.8																					
6	1:47.991	19.311	34.814	20.532	33.334	264.5																					
7	1:48.372	19.713	34.666	20.540	33.453	265.2																					
<b>60 Isaac ROSA</b> <span style="float:right">POR</span>																											
ROSA COMPETICION - MCL <span style="float:right">YAMAHA</span>																											
1	1:57.813	25.462	36.316	21.538	34.497	224.2	4	1:48.129	19.152	35.050	20.782	33.145	267.8	8	1:53.976	20.533	36.771	21.660	35.012	241.6	12	1:53.428	20.543	36.320	21.616	34.949	243.8
2	1:52.081	20.193	35.865	21.527	34.496	249.9	5	1:47.943	19.257	34.754	20.600	33.332	265.2	9	1:53.434	20.493	36.313	21.767	34.861	240.5	13	1:53.571	20.388	36.606	21.760	34.817	247.1
3	1:52.563	20.383	36.074	21.688	34.418	244.3	6	1:47.833	19.022	34.819	20.714	33.278	265.2	10	1:53.414	20.505	36.481	21.773	34.655	243.2	14	1:52.309	20.089	36.256	21.493	34.471	249.9
4	1:52.627	20.367	36.311	21.529	34.420	243.2	7	1:47.996	19.162	34.868	20.645	33.321	264.5														
5	1:53.308	20.414	36.344	21.788	34.762	241.6																					
6	1:53.392	20.452	36.414	21.876	34.650	242.7																					
7	1:53.507	20.522	36.524	21.771	34.690	241.6																					
8	1:53.976	20.533	36.771	21.660	35.012	241.6																					
9	1:53.434	20.493	36.313	21.767	34.861	240.5																					
10	1:53.414	20.505	36.481	21.773	34.655	243.2																					
11	1:52.940	20.389	36.183	21.621	34.747	241.1																					
12	1:53.428	20.543	36.320	21.616	34.949	243.8																					
13	1:53.571	20.388	36.606	21.760	34.817	247.1																					
14	1:52.309	20.089	36.256	21.493	34.471	249.9																					
<b>75 Sarthak CHAVAN</b> <span style="float:right">IND</span>																											
Junior Team Da Corsa <span style="float:right">YAMAHA</span>																											
1	1:54.206	24.244	35.466	21.137	33.359	238.4	4	1:48.129	19.152	35.050	20.782	33.145	267.8	8	1:53.976	20.533	36.771	21.660	35.012	241.6	12	1:53.428	20.543	36.320	21.616	34.949	243.8
2	1:48.675	19.699	34.858	20.582	33.536	275.2	5	1:47.943	19.257	34.754	20.600	33.332	265.2	9	1:53.434	20.493	36.313	21.767	34.861	240.5	13	1:53.571	20.388	36.606	21.760	34.817	247.1
3	1:47.502	19.089	34.547	20.731	33.135	267.8	6	1:47.833	19.022	34.819	20.714	33.278	265.2	10	1:53.414	20.505	36.481	21.773	34.655	243.2	14	1:52.309	20.089	36.256	21.493	34.471	249.9
4	1:48.129	19.152	35.050	20.782	33.145	267.8	7	1:47.996	19.162	34.868	20.645	33.321	264.5														
5	1:47.943	19.257	34.754	20.600	33.332	265.2																					
6	1:47.833	19.022	34.819	20.714	33.278	265.2																					
7	1:47.996	19.162	34.868	20.645	33.321	264.5																					
<b>58 Martim JESUS</b> <span style="float:right">POR</span>																											
ROSA COMPETICION - MCL <span style="float:right">HONDA</span>																											
1	1:55.110	24.877	35.522	21.306	33.405	227.9	4	1:49.956	19.858	35.275	20.956	33.867	247.7	8	1:53.976	20.533	36.771	21.660	35.012	241.6	12	1:53.428	20.543	36.320	21.616	34.949	243.8
2	2:10.398B	19.504	34.861	20.950	55.083	260.1	5	1:49.765	19.976	35.213	20.952	33.624	246.0	9	1:53.434	20.493	36.313	21.767	34.861	240.5	13	1:53.571	20.388	36.606	21.760	34.817	247.1
3	2:30.996	1:00.430	35.454	21.324	33.788	188.1	6	1:50.610	19.825	35.117	21.639	34.029	248.2	10	1:53.414	20.505	36.481	21.773	34.655	243.2	14	1:52.309	20.089	36.256	21.493	34.471	249.9
4	1:49.956	19.858	35.275	20.956	33.867	247.7	7	2:02.525B	19.985	35.369	21.226	45.945	246.0														
5	1:49.765	19.976	35.213	20.952	33.624	246.0																					
6	1:50.610	19.825	35.117	21.639	34.029	248.2																					
7	2:02.525B	19.985	35.369	21.226	45.945	246.0																					
<b>95 Ricardo RODRIGUEZ</b> <span style="float:right">MEX</span>																											
Aipar <span style="float:right">YAMAHA</span>																											
1	2:01.292	26.308	37.078	21.910	35.996	232.3	4	1:55.776	20.787	36.843	22.064	36.082	248.8	8	1:53.976	20.533	36.771	21.660	35.012	241.6	12	1:53.428	20.543	36.320	21.616	34.949	243.8
2	1:54.817	20.584	36.785	21.678	35.770	255.8	5	2:18.058B	21.992	38.819	23.501	53.746	228.4	9	1:53.434	20.493	36.313	21.767	34.861	240.5	13	1:53.571	20.388	36.606	21.760	34.817	247.1
3	1:55.735	20.620	37.188	22.002	35.925	251.1	6	1:55.776	20.787	36.843	22.064	36.082	248.8	10	1:53.414	20.505	36.481	21.773	34.655	243.2	14						