

# 24 H MARTIMOTOS 2026

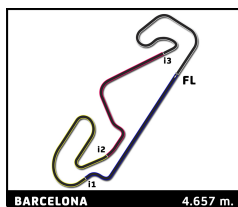
## CIRCUIT DE BARCELONA-CATALUNYA

### Free Practice

### Sector Analysis

— Invalidated Lap    ■ Personal Best    ■ Session Best    ■ Crossing the pit lane

Lap	R	Time	Sector 1	Sector 2	Sector 3	Kph	Elapsed	Lap	R	Time	Sector 1	Sector 2	Sector 3	Kph	Elapsed
<b>3</b> <b>Kawasaki Català Aclam</b>															
1. Miquel PONS PAYERAS			3. Alex TOLEDO ROMERO			EWC									
2. Xavi ARTIGAS LÓPEZ			4. Julien PILOT												
1	4	3:11.875	1:37.539	37.991	22.501	87.4	3:11.875	6	2	1:54.353	19.715	37.445	22.250	146.6	15:13.155
2	4	1:48.200	18.599	35.130	20.978	154.9	5:00.075	7	2	2:08.124 B	19.565	37.537	22.042	130.9	17:21.279
3	4	1:48.918	18.535	35.361	21.608	153.9	6:48.993	8	2	6:03.089	4:26.830	38.101	22.442	46.2	23:24.368
4	4	1:48.919	18.601	35.825	21.212	153.9	8:37.912	9	2	2:11.643 B	20.606	38.079	22.804	127.4	25:36.011
5	4	1:48.282	18.560	35.172	21.357	154.8	10:26.194								
6	4	1:49.433	18.822	35.060	21.195	153.2	12:15.627								
7	4	1:49.170	18.749	35.059	22.156	153.6	14:04.797								
8	4	2:00.901 B	18.823	35.549	21.114	138.7	16:05.698								
9	1	3:00.457	1:21.374	44.216	21.379	92.9	19:06.155								
10	1	1:47.678	18.889	35.129	20.756	155.7	20:53.833								
11	1	1:48.426	19.241	34.941	20.885	154.6	22:42.259								
12	1	1:48.214	18.506	35.134	21.658	154.9	24:30.473								
13	1	1:47.018	18.396	34.610	20.784	156.7	26:17.491								
14	1	1:48.296	18.465	35.061	21.341	154.8	28:05.787								
15	1	1:46.777	18.411	34.612	20.665	157.0	29:52.564								
16	1	1:46.764	18.573	34.597	20.678	157.0	31:39.328								
<b>4</b> <b>TSB Endurance</b>															
1. Marc LOPEZ MUÑOZ			3. Àngel ARRIBAS GUTIÉRREZ			SST 1000									
2. Lancelot UNISSART			4. Doménech VENTURA HOST,												
1	1	3:31.198 B	1:42.074	40.224	23.337	79.4	3:31.198								
2	1	4:08.079	2:32.124	38.228	22.411	67.6	7:39.277								
3	1	1:53.576	19.489	36.999	22.291	147.6	9:32.853								
4	1	1:52.263	19.263	36.723	21.785	149.3	11:25.116								
5	1	1:53.750	19.153	37.655	22.331	147.4	13:18.866								
6	1	1:51.556	19.106	36.439	21.664	150.3	15:10.422								
7	1	2:03.876 B	19.393	37.858	22.237	135.3	17:14.298								
8	1	4:51.726 B	2:52.103	44.444	25.888	57.5	22:06.024								
<b>7</b> <b>FR Moto</b>															
1. Diego PEREZ ZUASTI			3. Daniel GONZALEZ ZUDAIR			EWC									
2. Marco TAPIA HORCAS			4. David SANCHIS												
1	4	2:34.096	1:02.658	36.360	21.557	108.8	2:34.096								
2	4	1:47.444	18.932	34.732	20.709	156.0	4:21.540								
3	4	1:46.722	18.471	34.695	20.684	157.1	6:08.262								
4	4	1:59.594 B	18.695	36.267	21.312	140.2	8:07.856								
5	2	5:36.915	4:06.244	36.203	21.126	49.8	13:44.771								
6	2	1:47.806	18.583	35.117	20.954	155.5	15:32.577								
7	2	1:58.215 B	18.598	35.850	21.211	141.8	17:30.792								
8	1	6:13.827	4:39.687	36.941	22.286	44.8	23:44.619								
9	1	1:50.158	19.003	35.987	21.331	152.2	25:34.777								
10	1	2:00.150 B	20.779	36.526	21.549	139.5	27:34.927								
11	3	3:01.178	1:28.744	36.658	21.645	92.5	30:36.105								
<b>9</b> <b>Est Moto Passion</b>															
1. Arnaud BIEUX			3. Thibaud KUDLA			SST 1000									
2. Erik GUITTAR			4. Olivier GIRON												
1	2	3:23.265	1:39.694	42.080	24.088	82.5	3:23.265								
2	2	1:10.624 B	21.089	39.361	22.989	128.3	5:33.889								
3	2	3:55.905	2:20.285	38.005	22.406	71.1	9:29.794								
4	2	1:54.517	19.465	37.456	22.158	146.4	11:24.311								
5	2	1:54.491	19.410	37.450	22.079	146.4	13:18.802								
<b>11</b> <b>DMI / JL Racing Team</b>															
1. Jacques BAPTISTE			3. Vincent TAILLARD			SST 1000									
2. Quentin VAN ONCEM			4. Arnaud DE KIMPE												
1	3	3:23.436	1:43.074	39.453	23.589	82.4	3:23.436								
2	3	1:57.295	20.238	38.277	22.936	142.9	5:20.731								
3	3	2:08.637 B	20.343	37.810	22.633	130.3	7:29.368								
4	1	2:53.266	1:18.054	37.564	22.412	96.8	10:22.634								
5	1	1:54.914	19.790	36.969	22.530	145.9	12:17.548								
6	1	2:13.449 B	23.917	39.007	22.531	125.6	14:30.997								
7	2	2:52.163	1:13.604	38.982	23.063	97.4	17:23.160								
8	2	1:57.090	20.223	37.932	22.710	143.2	19:20.250								
9	2	2:07.638 B	19.960	38.893	23.369	131.3	21:27.888								
10	4	2:50.024	1:14.203	37.850	22.271	98.6	24:17.912								
11	4	1:55.808	19.766	36.882	22.412	144.8	26:13.720								
12	4	2:02.842 B	19.982	36.870	22.216	136.5	28:16.562								
<b>16</b> <b>Kingtrey Fullgas Racing Team</b>															
1. Joey COLLET			3. Christophe THION			EWC									
2. Ludovic CIRARD			4. Kylian PATAULT												
1	2	3:23.634	1:43.572	39.309	23.608	82.3	3:23.634								
2	2	1:57.966	20.496	38.768	22.746	142.1	5:21.600								
3	2	1:58.938	20.081	39.322	23.255	141.0	7:20.538								
4	2	1:57.348	20.299	38.106	22.920	142.9	9:17.886								
5	2	2:05.962 B	20.412	38.232	22.845	133.1	11:23.848								
6	4	3:29.369	1:41.492	43.291	25.121	80.1	14:53.217								
7	4	2:04.738	21.325	40.846	24.022	134.4	16:57.955								
8	4	2:03.660	21.256	40.107	23.998	135.6	19:01.615								
9	4	2:03.157	21.260	40.220	23.729	136.1	21:04.772								
10	4	2:19.875 B	21.373	41.090	24.239	119.9	23:24.647								
11	1	3:29.166	1:51.204	38.129	23.496	80.2	26:53.813								
12	1	1:56.665	20.182	37.855	22.825	143.7	28:50.478								
13	1	1:57.300	20.435	37.973	23.003	142.9	30:47.778								
<b>17</b> <b>Yoshi Racing Team</b>															
1. Thomas DAIDONE			3. Patrick DAIDONE			SST 1000									
2. Kevin FERARD			4. Arnaud THEBAULT												
1	4	2:46.976	1:04.615	40.749	23.641	100.4	2:46.976								
2	4	2:00.973	20.745	39.306	23.108	138.6	4:47.949								
3	4	2:00.797	20.757	39.799	23.087	138.8	6:48.746								
4	4	2:01.275	21.000	39.379	23.370	138.2	8:50.021								
5	4	1:59.042	20.539	38.738	22.854	140.8	10:49.063								
6	4	2:01.194	21.250	39.567	22.986	138.3	12:50.257								
7	4	2:01.924	20.596	38.939	24.060	137.5	14:52.181								
8	4	1:59.207	20.606	38.993	23.000	140.6	16:51.388								
9	4	1:58.713	20.390	38.778	22.953	141.2	18:50.101								
10	4	1:58.982	20.545	38.950	22.938	140.9	20:49.083								
11	4	1:58.324	20.520	38.628	22.557	141.7	22:47.407								
12	4	1:59.938	21.070	38.808	23.230	139.8	24:47.345								
13	4	2:05.066	21.162	39.002	28.022	134.1	26:52.411								
14	4	2:03.640	20.849	39.320	23.023	135.6	28:56.051								
15	4	2:32.130 B	23.110	43.034	24.558	110.2	31:28.181								



# 24 H MARTIMOTOS 2026

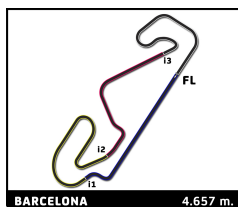
## CIRCUIT DE BARCELONA-CATALUNYA

### Free Practice

### Sector Analysis

— Invalidated Lap    ■ Personal Best    ■ Session Best    B Crossing the pit lane

Lap	R	Time	Sector 1	Sector 2	Sector 3	Kph	Elapsed	Lap	R	Time	Sector 1	Sector 2	Sector 3	Kph	Elapsed				
<b>30 Team GT Endurance #30 Honda</b>																			
		1.Thomas GUILBOT			3.Geoffrey PLANCHARD			SST 1000											
		2.Adrien LOCK			4.Daniel VOVK														
1	4	4:07.273	2:10.468	46.585	27.235	67.8	4:07.273	6	2	1:57.110	20.485	38.257	22.438	143.2	13:56.311				
2	4	2:26.671 B	24.968	43.676	27.158	114.3	6:33.944	7	2	1:57.203	20.520	37.989	22.317	143.0	15:53.514				
3	2	3:43.426	1:58.586	42.134	24.343	75.0	10:17.370	8	2	2:28.405	20.497	1:06.409	23.824	113.0	18:21.919				
4	2	2:20.162 B	21.398	40.228	24.237	119.6	12:37.532	9	2	1:57.950	20.515	37.849	23.176	142.1	20:19.869				
5	2	3:27.067	1:45.827	39.448	24.084	81.0	16:04.599	10	2	1:56.444	20.784	37.997	22.258	144.0	22:16.313				
6	2	2:13.641 B	20.941	40.528	24.104	125.4	18:18.240	11	2	1:56.182	20.239	37.943	22.478	144.3	24:12.495				
7	2	3:25.015	1:40.865	40.727	24.612	81.8	21:43.255	12	2	1:57.049	20.428	37.511	23.002	143.2	26:09.544				
8	2	2:16.566 B	21.380	40.306	23.704	122.8	23:59.821	13	2	1:56.744	20.594	37.637	22.499	143.6	28:06.288				
9	4	3:48.301	2:01.367	42.945	25.094	73.4	27:48.122	14	2	1:55.824	20.258	37.489	22.091	144.7	30:02.112				
10	4	2:19.985 B	22.778	42.905	26.192	119.8	30:08.107												
<b>33 Nawak Racing Team</b>																			
		1.Rony SCHWARTZ			3.Sebastien LAUVERNIER			SST 1000											
		2.Quentin COMPAGNON			4.Rudy MENZLI														
1	2	2:57.968	1:18.637	39.334	22.844	94.2	2:57.968	1	3	6:45.704	5:05.763	39.322	23.502	41.3	6:45.704				
2	2	1:57.828	20.256	38.571	22.641	142.3	4:55.796	2	3	1:56.612	19.766	38.099	22.743	143.8	8:42.316				
3	2	1:56.405	20.242	37.776	22.704	144.0	6:52.201	3	3	1:56.182	20.229	37.807	22.032	144.3	10:38.498				
4	2	1:55.956	20.227	37.364	22.524	144.6	8:48.157	4	3	1:55.680	19.852	37.561	22.383	144.9	12:34.178				
5	2	1:55.921	20.137	37.553	22.590	144.6	10:44.078	5	3	1:55.986	20.073	37.664	22.063	144.5	14:30.164				
6	2	1:55.749	20.183	37.518	22.328	144.8	12:39.827	6	3	1:56.210	19.976	37.953	22.265	144.3	16:26.374				
7	2	2:08.382 B	20.317	37.838	22.649	130.6	14:48.209	7	3	1:55.179	19.935	37.499	22.039	145.6	18:21.553				
8	2	5:54.522	4:17.642	38.242	22.486	47.3	20:42.731	8	3	1:54.129	19.856	37.280	21.941	146.9	20:15.682				
9	2	1:55.566	20.117	37.720	22.198	145.1	22:38.297	9	3	1:54.516	19.835	37.664	21.966	146.4	22:10.198				
10	2	1:55.737	19.955	37.472	22.610	144.9	24:34.034	10	3	2:02.831 B	19.679	37.124	22.199	136.5	24:13.029				
11	2	2:07.581 B	20.005	38.088	22.938	131.4	26:41.615	11	1	2:32.817	1:01.514	35.910	21.268	109.7	26:45.846				
								12	1	1:49.056	18.892	35.379	21.115	153.7	28:34.902				
								13	1	1:49.489	18.828	35.489	21.473	153.1	30:24.391				
<b>41 RAC41</b>																			
		1.Sébastien MALOT			3.Roy BASTIEN			SST 1000											
		2.Thomas MALOT			4.Erwan BOSSY														
1	4	2:36.401	1:33.451	41.714	24.302	84.9	3:17.457	1	4	2:36.401	57.512	40.579	23.135	107.2	2:36.401				
2	4	1:54.004	21.061	40.267	23.621	137.0	5:19.787	2	4	1:54.004	19.674	37.094	22.231	147.1	4:30.405				
3	4	1:54.207	20.922	40.037	24.057	137.4	7:21.844	3	4	1:54.207	19.689	37.052	22.408	146.8	6:24.612				
4	4	1:56.628	20.940	39.929	24.076	137.1	9:23.217	4	4	1:56.628	20.743	38.530	22.241	143.7	8:21.240				
5	4	1:54.634	21.064	39.453	23.775	138.1	11:24.897	5	4	1:54.634	19.595	37.529	22.132	146.2	10:15.874				
6	4	1:56.470	20.849	39.552	24.044	137.8	13:26.240	6	4	1:56.470	19.881	38.327	22.722	143.9	12:12.344				
7	4	2:07.663 B	21.029	39.168	23.871	138.2	15:28.493	7	4	2:07.663 B	19.618	37.449	23.449	131.3	14:20.007				
8	3	2:58.854	1:18.132	40.636	23.076	93.7	17:18.861	8	3	2:58.854	1:18.132	40.636	23.076	93.7	17:18.861				
9	3	1:57.341	21.241	39.892	24.142	125.7	19:16.202	9	3	1:57.341	20.242	38.168	22.636	142.9	19:16.202				
10	3	1:57.395	20.940	39.929	24.076	137.1	21:13.597	10	3	1:57.395	19.930	38.525	22.651	142.8	21:13.597				
11	3	1:56.360	20.626	38.678	23.159	140.9	23:25.293	11	3	1:56.360	20.014	37.829	22.524	144.1	23:09.957				
12	3	1:56.671	20.515	39.237	23.222	139.9	25:25.159	12	3	1:56.671	19.908	38.193	22.759	143.7	25:06.628				
13	3	1:58.861	20.452	38.745	23.076	141.0	27:24.020	13	3	1:57.240	19.932	38.177	23.070	143.0	27:03.868				
13	3	1:57.507	20.351	38.006	22.634	142.7	29:21.527	14	3	2:08.183 B	20.214	38.873	24.279	130.8	29:12.051				
14	3	1:57.034	20.165	37.872	22.689	143.3	31:18.561												
<b>38 LRC Racing Team</b>																			
		1.Valentin CHARTRIN			3.Michel FOULON			Open SBK											
		2.Loris GRÉBIL			4.Joackim HOCHET														
1	3	2:08.261	26.542	40.986	23.614	130.7	2:08.261	1	3	2:44.230	1:04.401	39.914	23.532	102.1	2:44.230				
2	3	2:07.054 B	20.304	39.186	23.106	132.0	4:15.315	2	3	1:56.741	20.963	37.793	22.793	143.6	4:40.971				
3	2	3:44.726	1:53.048	46.877	25.692	74.6	8:00.041	3	3	1:56.564	20.809	37.901	22.464	143.8	6:37.535				
4	2	2:01.029	21.614	39.495	22.940	138.5	10:01.070	4	3	1:55.920	20.770	37.390	22.445	144.6	8:33.455				
5	2	1:58.131	20.559	38.567	22.983	141.9	11:59.201	5	3	1:56.800	20.470	38.004	22.864	143.5	10:30.255				
								6	3	1:56.351	20.534	37.383	22.950	144.1	12:26.606				
								7	3	2:13.265 B	20.686	38.212	23.868	125.8	14:39.871				
								8	1	2:54.964	1:15.945	39.331	23.373	95.8	17:34.835				
<b>45 GMP Racing</b>																			
		1.Patrick GAY			3.Esteban GONZALEZ			SST 600											
		2.Mikael GAY			4.Thibault BESSE														
1	3	2:44.230	1:04.401	39.914	23.532	102.1	2:44.230	1	3	2:44.230	1:04.401	39.914	23.532	102.1	2:44.230				
2	3	1:56.741	20.304	39.186	23.106	132.0	4:40.971	2	3	1:56.741	20.963	37.793	22.793	143.6	4:40.971				
3	3	1:56.564	20.809	37.901	22.464	143.8	6:37.535	3	3	1:56.564	20.809	37.901	22.464	143.8	6:37.535				
4	3	1:55.920	20.770	37.390	22.445	144.6	8:33.455	4	3	1:55.920	20.770	37.390	22.445	144.6	8:33.455				
5	3	1:56.800	20.470	38.004	22.864	143.5	10:30.255	5	3	1:56.800	20.470	38.004	22.864	143.5	10:30.255				
6	3	1:56.351	20.534	37.383	22.950	144.1	12:26.606	6	3	1:56.351	20.534	37.383	22.950	144.1	12:26.606				
7	3	2:13.265 B	20.686	38.212	23.868	125.8	14:39.871	7	3	2:13.265 B	20.686	38.212	23.868	125.8	14:39.871				
8	1	2:54.964	1:15.945	39.331	23.373	95.8	17:34.835	8	1	2:54.964	1:15.945	39.331	23.373	95.8	17:34.835				



# 24 H MARTIMOTOS 2026

## CIRCUIT DE BARCELONA-CATALUNYA

### Free Practice

### Sector Analysis

— Invalidated Lap    ■ Personal Best    ■ Session Best    B Crossing the pit lane

Lap	R	Time	Sector 1	Sector 2	Sector 3	Kph	Elapsed	Lap	R	Time	Sector 1	Sector 2	Sector 3	Kph	Elapsed
9	1	1:58.220	20.729	37.859	23.181	141.8	19:33.055	5	4	1:56.431	19.906	38.656	22.610	144.0	10:29.230
10	1	1:56.927	20.597	37.486	22.958	143.4	21:29.982	6	4	1:56.620	20.160	37.595	22.641	143.8	12:25.850
11	1	1:56.346	<b>20.399</b>	37.523	22.953	144.1	23:26.328	7	4	2:12.230B	20.183	39.085	23.658	126.8	14:38.080
12	1	1:56.934	20.405	38.191	22.830	143.4	25:23.262	8	2	2:39.980	1:03.248	38.360	22.485	104.8	17:18.060
13	1	1:57.447	20.456	37.401	23.000	142.7	27:20.709	9	2	<b>1:52.619</b>	19.618	<b>36.630</b>	<b>22.079</b>	148.9	19:10.679
14	1	1:55.928	20.431	37.508	22.595	144.6	29:16.637	10	2	1:54.004	19.602	36.926	22.427	147.1	21:04.683
15	1	1:55.946	20.471	<b>37.306</b>	22.844	144.6	31:12.583	11	2	1:53.902	19.775	36.671	22.620	147.2	22:58.585

<b>50</b>	<b>Bornes Racing Team 74 (BRT74)</b>			
	1. Stéphane GUICHON	3. Axel GUICHON	SST 1000	
	2. Kevin SIBILLE	4. Yann BEDONI		

1	3	3:47.251	2:03.528	41.573	24.283	73.8	3:47.251
2	3	2:02.475	21.173	40.267	23.635	136.9	5:49.726
3	3	2:14.900B	21.252	41.049	23.738	124.3	8:04.626
4	2	3:33.956	1:56.082	38.688	23.188	78.4	11:38.582
5	2	<b>1:54.910</b>	<b>20.280</b>	<b>37.129</b>	22.301	145.9	13:33.492
6	2	1:55.082	<b>19.845</b>	37.526	<b>22.220</b>	145.7	15:28.574
7	2	1:56.089	19.848	37.250	22.809	144.4	17:24.663
8	2	2:07.922B	20.420	37.559	22.862	131.1	19:32.585
9	4	3:01.120	1:17.568	41.219	24.391	92.6	22:33.705
10	4	2:01.311	21.019	39.680	23.555	138.2	24:35.016
11	4	2:10.894B	20.835	39.028	23.783	128.1	26:45.910

<b>51</b>	<b>Martimotos Racing #51</b>			
	1. Juliette MARET	3. Xénia RODRÍGUEZ	SST 600	
	2. Noémie GARCIA	4. Marta TOMAS		

1	4	3:46.764	2:00.544	42.518	24.901	73.9	3:46.764
2	4	2:03.484	22.476	39.859	24.114	135.8	5:50.248
3	4	2:01.877	21.438	39.928	23.239	137.6	7:52.125
4	4	1:59.683	21.151	38.941	23.374	140.1	9:51.808
5	4	1:58.600	21.412	37.991	23.206	141.4	11:50.408
6	4	<b>1:57.083</b>	<b>20.927</b>	<b>37.580</b>	<b>23.061</b>	143.2	13:47.491
7	4	2:15.863B	21.328	39.460	23.524	123.4	16:03.354
8	1	4:12.023	2:29.983	40.215	24.978	66.5	20:15.377
9	1	2:00.677	21.424	39.228	23.808	138.9	22:16.054
10	1	2:00.234	21.469	38.587	23.686	139.4	24:16.288
11	1	2:01.578	21.154	39.788	23.829	137.9	26:17.866
12	1	2:01.526	21.746	39.398	23.784	138.0	28:19.392
13	1	2:01.445	21.553	39.343	23.474	138.0	30:20.837

<b>55</b>	<b>Dream RT</b>			
	1. Omar MARCET ALVAREZ	3. Felix MORENO PIZARRO	SST 1000	
	2. Sergi MAZA	4. Guillaume TASSO		

1	2	4:21.339	2:27.364	47.724	25.876	64.2	4:21.339
2	2	2:02.686	22.023	40.489	23.639	136.7	6:24.025
3	2	1:57.536	21.153	38.389	22.699	142.6	8:21.561
4	2	<b>1:54.977</b>	<b>20.048</b>	<b>37.487</b>	<b>22.338</b>	145.8	10:16.538
5	2	2:12.457B	<b>20.037</b>	38.023	22.420	126.6	12:28.995

<b>64</b>	<b>Ducati Bayonne</b>			
	1. Clément GRANZOTTO	3. Thibaut FORAY	SST 1000	
	2. Mickael DOMINGUES	4. Gilles ELISSALDE		

1	4	2:42.557	1:03.314	39.385	23.224	103.1	2:42.557
2	4	1:57.189	20.319	38.203	22.663	143.1	4:39.746
3	4	1:56.826	20.626	38.000	22.419	143.5	6:36.572
4	4	1:56.227	20.253	38.089	22.523	144.2	8:32.799

<b>69</b>	<b>BOX69Racing</b>			
	1. Christian PALOMARES VIL3	Felix RODRIGUEZ GRAS	Open SBK	
	2. Marc MIRALLES GONZALE4	Bastian UBL		

1	4	6:37.586	5:04.477	36.446	21.750	42.2	6:37.586
2	4	1:52.387	20.113	36.410	21.524	149.2	8:29.973
3	4	1:51.122	19.782	35.891	21.582	150.9	10:21.095
4	4	1:51.978	19.324	36.102	22.392	149.7	12:13.073
5	4	1:51.685	<b>19.224</b>	36.360	22.157	150.1	14:04.758
6	4	<b>1:50.299</b>	19.376	<b>35.785</b>	<b>21.321</b>	152.0	15:55.057
7	4	1:51.054	19.560	<b>35.758</b>	21.513	151.0	17:46.111
8	4	1:50.307	19.235	35.760	21.378	152.0	19:36.418
9	4	1:52.853	20.304	36.050	21.657	148.6	21:29.271
10	4	1:50.837	19.278	35.859	21.382	151.3	23:20.108
11	4	1:51.670	19.815	36.259	21.424	150.1	25:11.778
12	4	1:52.149	19.719	36.574	21.513	149.5	27:03.927
13	4	1:53.394	20.483	36.403	21.719	147.8	28:57.321
14	4	1:51.103	19.370	36.120	21.584	150.9	30:48.424

<b>77</b>	<b>Martimotos Racing #77</b>			
	1. Timothée COLLET MATTR3	Lucas MARGIER	Open SBK	
	2. Alexis SPECHT	4. Ali MEBARKI		

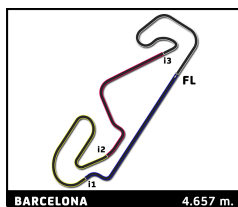
1	1	3:17.877	1:36.060	39.714	24.144	84.7	3:17.877
2	1	<b>1:59.012</b>	21.619	38.620	22.999	140.9	5:16.889
3	1	2:14.078B	21.189	37.794	<b>22.717</b>	125.0	7:30.967
4	1	5:26.874	3:50.736	<b>37.741</b>	22.919	51.3	12:57.841

<b>83</b>	<b>Die glorreichen Sieben</b>			
	1. Ralf UHLIG	3. Max MENZEL	SST 1000	
	2. Sven MENZEL	4. Frank UHLIG		

1	3	3:17.753	1:37.173	39.480	23.524	84.8	3:17.753
2	3	1:58.803	21.075	38.667	22.857	141.1	5:16.556
3	3	1:56.422	20.584	37.615	22.722	144.0	7:12.978
4	3	1:55.625	20.183	<b>37.323</b>	22.516	145.0	9:08.603
5	3	1:55.738	20.328	37.368	22.558	144.9	11:04.341
6	3	<b>1:55.592</b>	<b>20.151</b>	37.413	<b>22.459</b>	145.0	12:59.933
7	3	2:11.962B	20.367	37.687	22.873	127.0	15:11.895
8	3	7:30.345	5:53.788	38.112	22.741	37.2	22:42.240
9	3	2:08.416B	20.253	37.443	22.517	130.6	24:50.656

<b>84</b>	<b>Team Hulk</b>			
	1. Anthony DOS SANTOS	3. Eric POUDEVIGNE	SST 1000	
	2. Antoine HUGONET	4. Francis PERRIER		

1	2	3:46.113	1:58.239	43.982	24.704	74.1	3:46.113
2	2	2:02.813	21.062	40.017	23.876	136.5	5:48.926
3	2	2:02.741	20.828	40.727	23.685	136.6	7:51.667



# 24 H MARTIMOTOS 2026

## CIRCUIT DE BARCELONA-CATALUNYA

### Free Practice

### Sector Analysis

— Invalidated Lap    ■ Personal Best    ■ Session Best    B Crossing the pit lane

Lap	R	Time	Sector 1	Sector 2	Sector 3	Kph	Elapsed	Lap	R	Time	Sector 1	Sector 2	Sector 3	Kph	Elapsed
4	2	2:01.420	20.977	39.867	23.190	138.1	9:53.087	6	3	1:57.774	21.188	38.012	23.195	142.4	14:13.855
5	2	2:00.219	21.078	38.872	23.420	139.5	11:53.306	7	3	1:57.146	20.789	37.426	23.386	143.1	16:11.001
6	2	2:00.468	20.634	39.325	23.286	139.2	13:53.774	8	3	2:13.162 B	21.399	37.994	23.164	125.9	18:24.163
7	2	2:00.479	20.579	39.553	23.271	139.2	15:54.253	9	4	2:52.378	1:10.363	40.721	24.056	97.3	21:16.541
8	2	2:08.897 B	20.496	39.877	23.259	130.1	18:03.150	10	4	2:02.066	21.509	40.095	23.845	137.3	23:18.607
9	2	3:06.688	1:25.651	39.372	22.889	89.8	21:09.838	11	4	2:00.947	21.181	39.214	23.883	138.6	25:19.554
10	2	1:57.703	20.783	38.063	22.665	142.4	23:07.541	12	4	2:00.979	21.205	39.202	23.786	138.6	27:20.533
11	2	1:57.622	20.209	38.321	22.892	142.5	25:05.163	13	4	2:01.694	21.424	39.262	23.794	137.8	29:22.227
12	2	1:58.459	20.665	38.414	23.161	141.5	27:03.622	14	4	2:21.782 B	21.427	39.822	24.142	118.2	31:44.009
13	2	2:00.697	20.796	38.866	24.284	138.9	29:04.319								
14	2	1:58.612	20.417	38.646	23.273	141.3	31:02.931								

**87 MCP #87**  
 1. Thomas DE SOUSA    3. François LALLEMENT    Open SBK  
 2. Sebastien LEVACHER    4. Serge MINIGGIO

1	3	2:38.458	57.056	40.745	23.460	105.8	2:38.458
2	3	1:59.067	21.243	38.754	22.790	140.8	4:37.525
3	3	1:56.675	20.865	38.074	22.552	143.7	6:34.200
4	3	1:55.666	20.277	37.784	22.515	144.9	8:29.866
5	3	1:55.505	20.342	37.333	22.484	145.1	10:25.371
6	3	1:54.966	20.192	37.049	22.194	145.8	12:20.337
7	3	2:11.969 B	20.258	39.384	23.014	127.0	14:32.306
8	4	4:24.026	2:45.482	39.323	22.900	63.5	18:56.332
9	4	1:56.208	20.582	37.710	22.735	144.3	20:52.540
10	4	1:54.721	20.393	36.778	22.387	146.1	22:47.261
11	4	1:54.965	20.189	37.103	22.390	145.8	24:42.226
12	4	1:54.969	20.148	37.237	22.521	145.8	26:37.195
13	4	1:54.919	20.144	37.170	22.653	145.9	28:32.114
14	4	1:55.707	20.218	37.478	22.894	144.9	30:27.821

**94 Exit 94**  
 1. Nabil MARCO    3. Kyle PAYNE    SST 600  
 2. Raul NAVARRETE    4. Marco DÍAZ

1	1	2:43.921	1:03.866	40.122	23.651	102.3	2:43.921
2	1	1:58.456	21.542	38.409	23.053	141.5	4:42.377
3	1	2:06.723 B	21.074	37.870	22.695	132.3	6:49.100
4	2	3:02.747	1:26.632	37.661	23.032	91.7	9:51.847
5	2	1:53.607	20.723	36.491	22.148	147.6	11:45.454
6	2	2:02.314 B	20.545	36.534	22.136	137.1	13:47.768
7	3	2:47.866	1:08.003	40.267	23.626	99.9	16:35.634
8	3	1:57.562	21.119	37.800	22.600	142.6	18:33.196
9	3	2:13.870 B	20.942	37.573	23.123	125.2	20:47.066
10	4	2:43.283	1:09.000	36.936	22.717	102.7	23:30.349
11	4	1:55.172	20.604	36.174	22.879	145.6	25:25.521
12	4	1:53.635	20.457	36.343	22.130	147.5	27:19.156
13	4	1:52.723	20.259	36.191	22.191	148.7	29:11.879
14	4	2:20.840 B	20.324	36.560	23.152	119.0	31:32.719

**95 Escuderia Èxit**  
 1. Antonio ANGULO    3. Pol DOMÈNECH    SST 600  
 2. Francesc Raimon VELÁZQUZ    4. Ivan GONZÁLEZ

1	2	3:03.043	1:23.456	39.684	23.617	91.6	3:03.043
2	2	2:04.068	24.683	37.873	22.904	135.1	5:07.111
3	2	1:55.072	20.707	37.049	22.541	145.7	7:02.183
4	2	2:16.072 B	20.859	38.785	23.634	123.2	9:18.255
5	3	2:57.826	1:17.205	39.878	24.193	94.3	12:16.081

**99 CMTracing#99**  
 1. Mickael BARADON    3. Cedric DELAUNAY    Open SBK  
 2. Olivier MARECHAL    4. Jeremy VIOT

1	3	5:36.725	3:56.728	40.157	22.961	49.8	5:36.725
2	3	1:54.229	20.095	36.977	22.162	146.8	7:30.954
3	3	1:53.365	19.487	36.794	22.043	147.9	9:24.319

**100 TEAM Thuy Racing**  
 1. Gaëlle REMY    3. Julie BENARD    SST 1000  
 2. Natacha REMY    4. Muriel SIMORRE

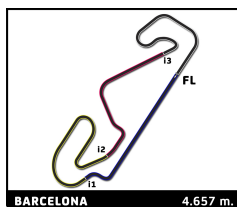
1	2	2:18.109	29.833	43.160	25.919	121.4	2:18.109
2	2	2:05.895	21.885	40.886	24.872	133.2	4:24.004
3	2	2:13.365 B	21.623	40.040	24.429	125.7	6:37.369
4	3	3:17.208	1:32.701	40.733	25.003	85.0	9:54.577
5	3	2:03.831	21.103	40.138	24.778	135.4	11:58.408
6	3	2:14.741 B	21.004	40.045	24.098	124.4	14:13.149
7	1	3:55.904	2:14.243	40.594	23.342	71.1	18:09.053
8	1	2:10.051 B	20.630	40.028	23.808	128.9	20:19.104
9	4	4:36.166	2:52.406	41.901	24.247	60.7	24:55.270
10	4	2:01.772	20.954	39.724	23.856	137.7	26:57.042
11	4	2:02.491	20.701	39.996	24.050	136.9	28:59.533
12	4	2:02.513	21.117	40.865	23.820	136.8	31:02.046

**112 C.E. Mossos d'Esquadra-ETG Raci**  
 1. Miquel MARCHAN GIRAL    3. Antonio PASTOR RUIZ    Open SBK  
 2. Jordi DALMAU NIEVES    4. Raül GRACIANO ROMERO

1	2	2:25.577	47.266	39.177	22.824	115.2	2:25.577
2	2	1:55.770	21.450	37.118	22.021	144.8	4:21.347
3	2	1:53.059	19.409	36.765	22.057	148.3	6:14.406
4	2	1:53.742	19.520	37.268	21.996	147.4	8:08.148
5	2	1:52.933	19.759	36.520	21.682	148.5	10:01.081
6	2	1:52.292	19.358	36.659	21.701	149.3	11:53.373
7	2	2:43.892 B	21.416	1:07.380	23.747	102.3	14:37.265
8	2	4:26.858	2:51.763	37.749	22.081	62.8	19:04.123
9	2	1:57.649	22.388	37.191	23.027	142.5	21:01.772
10	2	1:52.550	19.360	36.770	21.681	149.0	22:54.322
11	2	1:52.844	19.161	36.967	21.865	148.6	24:47.166
12	2	1:52.499	19.103	36.854	21.687	149.0	26:39.665
13	2	1:52.689	19.110	36.918	21.847	148.8	28:32.354
14	2	1:55.870	19.876	39.116	21.873	144.7	30:28.224

**116 EMT17**  
 1. Florian PICHON    3. Emeline PERRIER    SST 600  
 2. Mehdi CHOLET    4. Jonathan PERRIER

1	1	3:01.872	1:20.842	40.236	23.796	92.2	3:01.872
2	1	1:59.492	21.117	38.583	23.289	140.3	5:01.364



# 24 H MARTIMOTOS 2026

## CIRCUIT DE BARCELONA-CATALUNYA

### Free Practice

### Sector Analysis

— Invalidated Lap    ■ Personal Best    ■ Session Best    B Crossing the pit lane

Lap	R	Time	Sector 1	Sector 2	Sector 3	Kph	Elapsed	Lap	R	Time	Sector 1	Sector 2	Sector 3	Kph	Elapsed
3	1	2:08.397 B	21.020	38.360	23.144	130.6	7:09.761	7	2	2:11.072 B	21.596	39.410	23.765	127.9	27:39.224
4	3	3:03.123	1:18.066	41.184	24.956	91.6	10:12.884	8	4	2:54.544	1:05.602	43.557	25.056	96.1	30:33.768
5	3	2:04.924	21.878	41.162	24.138	134.2	12:17.808								
6	3	2:15.572 B	21.832	41.159	24.080	123.7	14:33.380								
7	4	2:52.657	1:05.246	42.759	25.553	97.1	17:26.037								
8	4	2:07.980	22.410	41.340	25.178	131.0	19:34.017								
9	4	2:29.217 B	22.970	41.859	24.992	112.4	22:03.234								
10	2	2:48.593	1:02.424	42.026	25.191	99.4	24:51.827								
11	2	2:08.935	21.625	40.379	24.742	130.0	27:00.762								
12	2	2:05.820	21.517	40.472	24.782	133.2	29:06.582								
13	2	2:04.782	21.857	39.948	24.581	134.4	31:11.364								

<b>241</b>	<b>AG Racing Team</b>			
	1.Theo TAUVERON	3.Franck GAZIELLO	SST 1000	
	2.Amandine CREUSOT	4.John PICARD		

1	3	2:59.943	1:24.211	37.690	22.591	93.2	2:59.943
2	3	1:53.786	19.459	36.804	22.124	147.3	4:53.729
3	3	1:52.945	19.303	36.632	22.289	148.4	6:46.674
4	3	1:54.316	19.799	37.228	22.573	146.7	8:40.990
5	3	2:04.569 B	19.231	36.725	21.971	134.6	10:45.559
6	2	3:25.156	1:39.509	43.182	24.083	81.7	14:10.715
7	2	2:02.262	21.034	39.872	23.356	137.1	16:12.977
8	2	2:00.692	20.829	39.717	23.071	138.9	18:13.669
9	2	2:01.259	20.636	39.592	23.987	138.3	20:14.928
10	2	2:00.129	20.544	39.156	23.449	139.6	22:15.057
11	2	1:59.448	20.540	39.407	23.073	140.4	24:14.505
12	2	1:58.926	20.334	38.923	23.018	141.0	26:13.431
13	2	1:58.755	20.333	38.777	22.988	141.2	28:12.186
14	2	1:58.780	20.192	38.833	23.249	141.1	30:10.966

<b>333</b>	<b>NRT Endurance</b>			
	1.Cyril LEROUX	3.Marc LEROY	Open SBK	
	2.Adrien LESAUVAGE	4.Jeremy SAINT POL		

1	2	13:21.125	...	39.774	23.168	20.9	13:21.125
2	2	1:58.166	20.167	38.818	22.999	141.9	15:19.291
3	2	2:12.078 B	21.350	41.003	23.639	126.9	17:31.369

<b>777</b>	<b>Team 77</b>			
	1.Pascal SCHNEIDER	3.Gido NITTKKE	EWC	
	2.Till BELCZYKOWSKI	4.Martin KÖHLER		

1	2	18:52.945 B	...	42.233	25.019	14.8	18:52.945
2	2	3:19.577	1:39.758	39.922	23.587	84.0	22:12.522
3	2	1:56.148	20.128	37.983	22.669	144.3	24:08.670
4	2	1:54.522	19.855	37.342	22.291	146.4	26:03.192
5	2	1:53.212	19.409	36.809	22.188	148.1	27:56.404
6	2	2:06.103 B	19.360	37.161	22.147	132.9	30:02.507

<b>911</b>	<b>ARB-Performances</b>			
	1.Julien BACH	3.Anthony LEDERMANN	SST 1000	
	2.Pierre ARNAUD	4.Nicolas MARTIN		

1	1	6:05.853	4:16.439	44.341	25.881	45.8	6:05.853
2	1	2:21.143 B	23.076	42.865	25.011	118.8	8:26.996
3	3	3:38.202	1:51.406	42.507	24.699	76.8	12:05.198
4	3	2:17.688 B	21.712	41.836	24.173	121.8	14:22.886
5	2	9:00.203	7:13.768	42.948	24.920	31.0	23:23.089
6	2	2:05.063	21.924	40.608	24.660	134.1	25:28.152